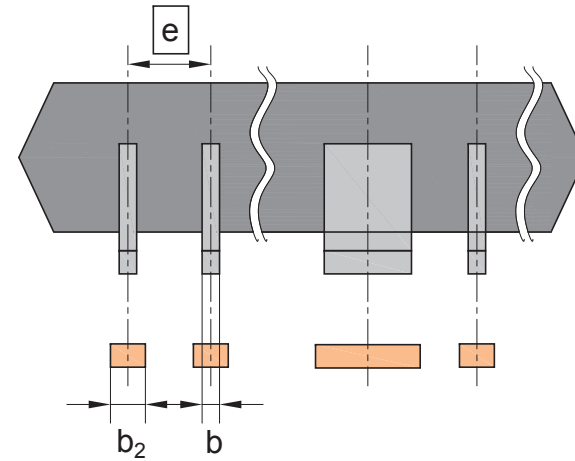
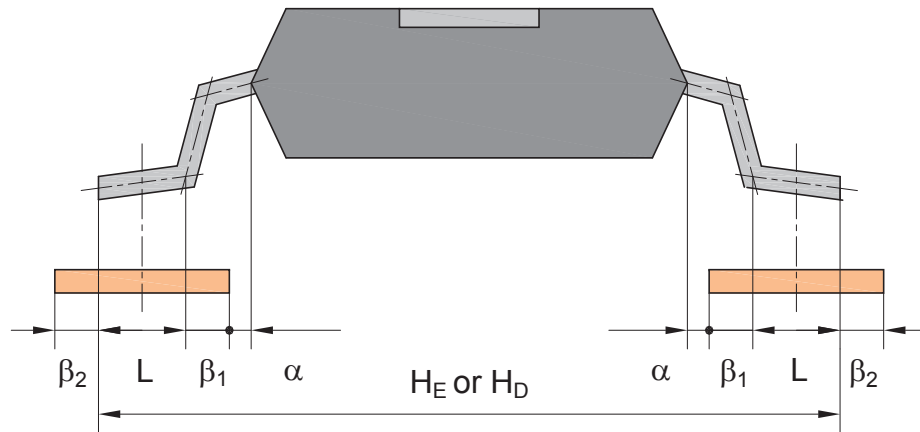


# HSSOP Mount Pad Dimensions



$$l_2 = L + \beta_1 + \beta_2$$

$$b \leq b_2 \leq e - \gamma$$

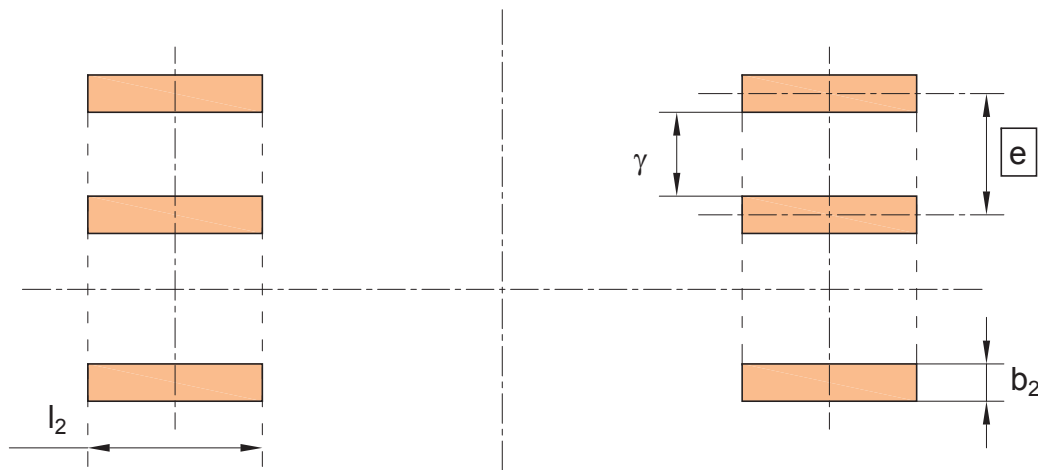
$l_2$  and  $b_2$  can get by following formula and value  $e$  and  $b$  from package drawing figure and below parameter table.

• Dimension parameter

(Unit: mm)

e	0.80	0.65	0.50
$\alpha$	0.10 to 0.30	←	←
$\beta_1$	0.20 to 0.50	←	0.20 to 0.40
$\beta_2$	0.20 to 0.40	←	←
$\gamma$	0.30	←	0.25

(Reference values based on the former EIAJ ED-7402 standard)



**Note**

About the part of fins, these are designed according to  $b_2$  leads. (assuming there are leads on both sides.)  
The pad between leads is made continuous.