

To our customers,

Old Company Name in Catalogs and Other Documents

On April 1st, 2010, NEC Electronics Corporation merged with Renesas Technology Corporation, and Renesas Electronics Corporation took over all the business of both companies. Therefore, although the old company name remains in this document, it is a valid Renesas Electronics document. We appreciate your understanding.

Renesas Electronics website: <http://www.renesas.com>

April 1st, 2010
Renesas Electronics Corporation

Issued by: Renesas Electronics Corporation (<http://www.renesas.com>)

Send any inquiries to <http://www.renesas.com/inquiry>.

Not recommended
for new design

Notice

1. All information included in this document is current as of the date this document is issued. Such information, however, is subject to change without any prior notice. Before purchasing or using any Renesas Electronics products listed herein, please confirm the latest product information with a Renesas Electronics sales office. Also, please pay regular and careful attention to additional and different information to be disclosed by Renesas Electronics such as that disclosed through our website.
2. Renesas Electronics does not assume any liability for infringement of patents, copyrights, or other intellectual property rights of third parties by or arising from the use of Renesas Electronics products or technical information described in this document. No license, express, implied or otherwise, is granted hereby under any patents, copyrights or other intellectual property rights of Renesas Electronics or others.
3. You should not alter, modify, copy, or otherwise misappropriate any Renesas Electronics product, whether in whole or in part.
4. Descriptions of circuits, software and other related information in this document are provided only to illustrate the operation of semiconductor products and application examples. You are fully responsible for the incorporation of these circuits, software, and information in the design of your equipment. Renesas Electronics assumes no responsibility for any losses incurred by you or third parties arising from the use of these circuits, software, or information.
5. When exporting the products or technology described in this document, you should comply with the applicable export control laws and regulations and follow the procedures required by such laws and regulations. You should not use Renesas Electronics products or the technology described in this document for any purpose relating to military applications or use by the military, including but not limited to the development of weapons of mass destruction. Renesas Electronics products and technology may not be used for or incorporated into any products or systems whose manufacture, use, or sale is prohibited under any applicable domestic or foreign laws or regulations.
6. Renesas Electronics has used reasonable care in preparing the information included in this document, but Renesas Electronics does not warrant that such information is error free. Renesas Electronics assumes no liability whatsoever for any damages incurred by you resulting from errors in or omissions from the information included herein.
7. Renesas Electronics products are classified according to the following three quality grades: “Standard”, “High Quality”, and “Specific”. The recommended applications for each Renesas Electronics product depends on the product’s quality grade, as indicated below. You must check the quality grade of each Renesas Electronics product before using it in a particular application. You may not use any Renesas Electronics product for any application categorized as “Specific” without the prior written consent of Renesas Electronics. Further, you may not use any Renesas Electronics product for any application for which it is not intended without the prior written consent of Renesas Electronics. Renesas Electronics shall not be in any way liable for any damages or losses incurred by you or third parties arising from the use of any Renesas Electronics product for an application categorized as “Specific” or for which the product is not intended where you have failed to obtain the prior written consent of Renesas Electronics. The quality grade of each Renesas Electronics product is “Standard” unless otherwise expressly specified in a Renesas Electronics data sheets or data books, etc.
 - “Standard”: Computers; office equipment; communications equipment; test and measurement equipment; audio and visual equipment; home electronic appliances; machine tools; personal electronic equipment; and industrial robots.
 - “High Quality”: Transportation equipment (automobiles, trains, ships, etc.); traffic control systems; anti-disaster systems; anti-crime systems; safety equipment; and medical equipment not specifically designed for life support.
 - “Specific”: Aircraft; aerospace equipment; submersible repeaters; nuclear reactor control systems; medical equipment or systems for life support (e.g. artificial life support devices or systems), surgical implantations, or healthcare intervention (e.g. excision, etc.), and any other applications or purposes that pose a direct threat to human life.
8. You should use the Renesas Electronics products described in this document within the range specified by Renesas Electronics, especially with respect to the maximum rating, operating supply voltage range, movement power voltage range, heat radiation characteristics, installation and other product characteristics. Renesas Electronics shall have no liability for malfunctions or damages arising out of the use of Renesas Electronics products beyond such specified ranges.
9. Although Renesas Electronics endeavors to improve the quality and reliability of its products, semiconductor products have specific characteristics such as the occurrence of failure at a certain rate and malfunctions under certain use conditions. Further, Renesas Electronics products are not subject to radiation resistance design. Please be sure to implement safety measures to guard them against the possibility of physical injury, and injury or damage caused by fire in the event of the failure of a Renesas Electronics product, such as safety design for hardware and software including but not limited to redundancy, fire control and malfunction prevention, appropriate treatment for aging degradation or any other appropriate measures. Because the evaluation of microcomputer software alone is very difficult, please evaluate the safety of the final products or system manufactured by you.
10. Please contact a Renesas Electronics sales office for details as to environmental matters such as the environmental compatibility of each Renesas Electronics product. Please use Renesas Electronics products in compliance with all applicable laws and regulations that regulate the inclusion or use of controlled substances, including without limitation, the EU RoHS Directive. Renesas Electronics assumes no liability for damages or losses occurring as a result of your noncompliance with applicable laws and regulations.
11. This document may not be reproduced or duplicated, in any form, in whole or in part, without prior written consent of Renesas Electronics.
12. Please contact a Renesas Electronics sales office if you have any questions regarding the information contained in this document or Renesas Electronics products, or if you have any other inquiries.

(Note 1) “Renesas Electronics” as used in this document means Renesas Electronics Corporation and also includes its majority-owned subsidiaries.

(Note 2) “Renesas Electronics product(s)” means any product developed or manufactured by or for Renesas Electronics.

RQG1004UPAQL

NPN Silicon Germanium Transistor High Frequency Low Noise Amplifier

REJ03G1552-0100

Rev.1.00


Jul 20, 2007

Features

- Ideal for LNA applications. e.g. Tuner, Wireless LAN, Cordless phone and etc.
- High gain and low noise.
 - MSG = 25 dB typ. , NF = 0.65 dB typ. at $V_{CE} = 2\text{ V}$, $I_C = 5\text{ mA}$, $f = 0.9\text{ GHz}$
 - MSG = 22 dB typ. , NF = 0.75 dB typ. at $V_{CE} = 2\text{ V}$, $I_C = 5\text{ mA}$, $f = 1.8\text{ GHz}$
 - MSG = 21 dB typ. , NF = 0.85 dB typ. at $V_{CE} = 2\text{ V}$, $I_C = 5\text{ mA}$, $f = 2.4\text{ GHz}$
 - MSG = 15 dB typ. , NF = 1.3 dB typ. at $V_{CE} = 2\text{ V}$, $I_C = 10\text{ mA}$, $f = 5.8\text{ GHz}$
- High transition frequency
 - $f_T = 41\text{ GHz}$ typ.
- Small and low height package
 - MFPAK-4 (1.4 x 0.8 x 0.55(max) mm)

Outline

RENESAS package code: PUSF0004ZA-A
(Package name: MFPAK-4)



Note: Marking is "UP-".

Absolute Maximum Ratings

($T_a = 25^\circ\text{C}$)

Item	Symbol	Ratings	Unit
Collector to base voltage	V_{CBO}	8	V
Collector to emitter voltage	V_{CEO}	3.5	V
Emitter to base voltage	V_{EBO}	1.2	V
Collector current	I_C	35	mA
Collector power dissipation	P_c	80	mW
	P_c	200 ^{note1}	mW
Junction temperature	T_j	150	$^\circ\text{C}$
Storage temperature	T_{stg}	-55 to +150	$^\circ\text{C}$

Notes: 1. Value on PCB (FR-4 : 40 x 40 x 1.6mm double side)

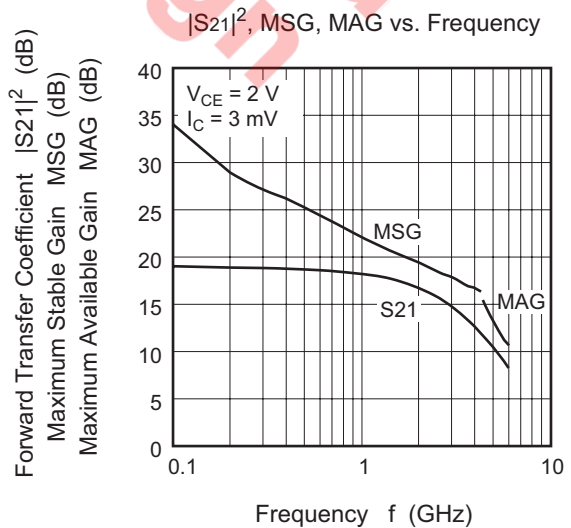
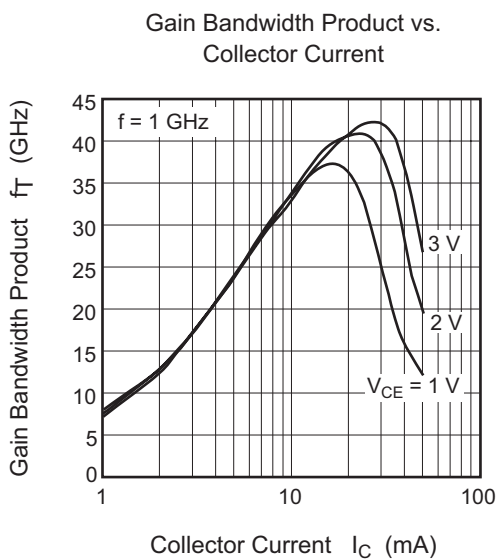
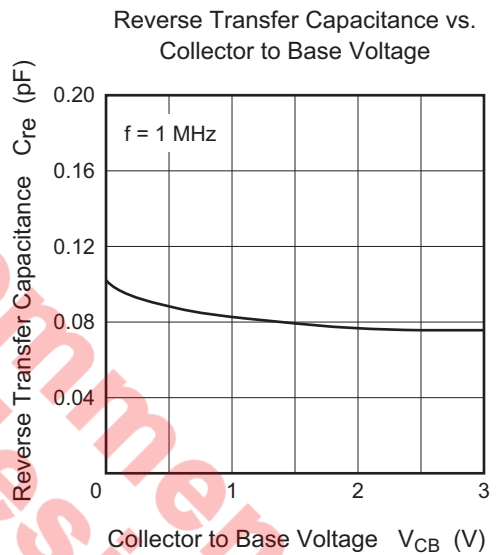
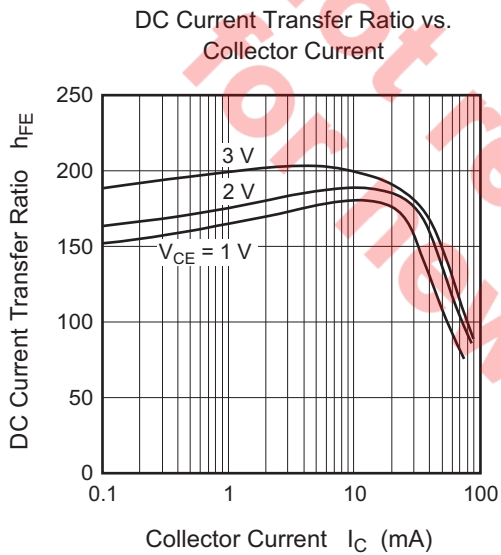
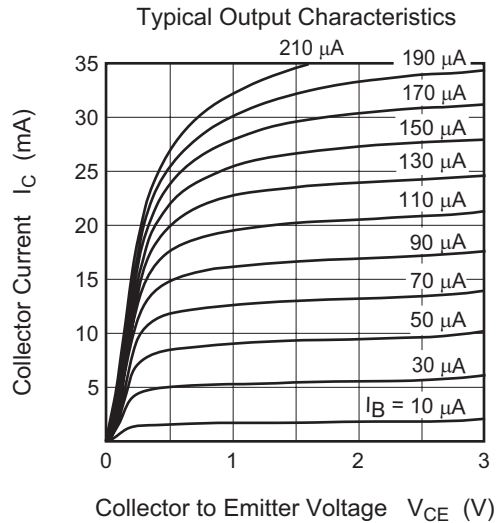
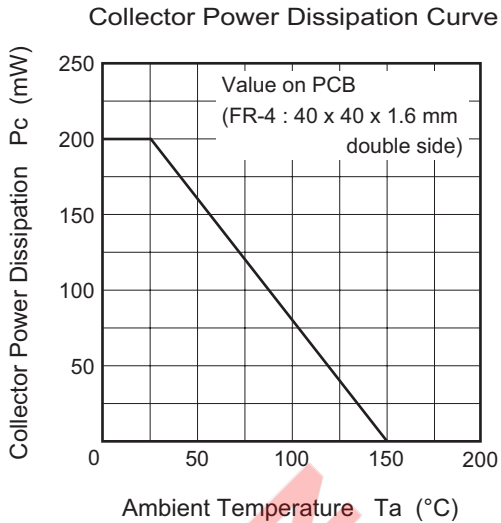
Electrical Characteristics

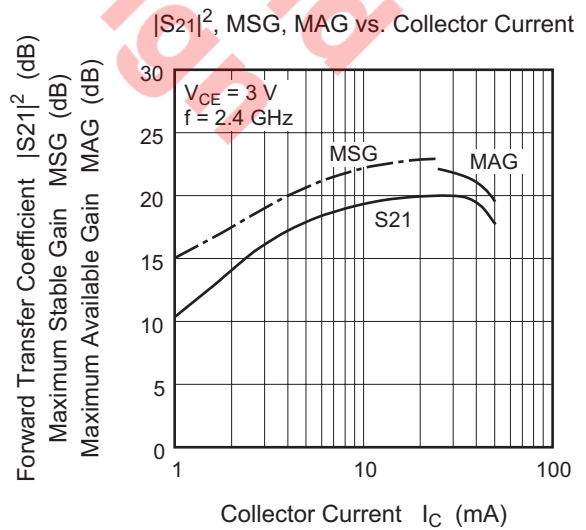
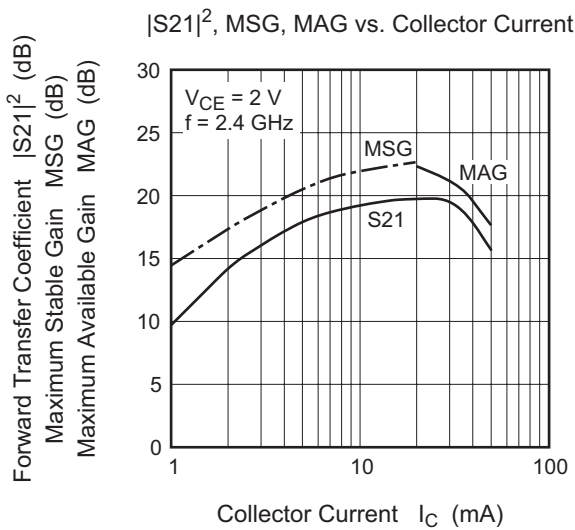
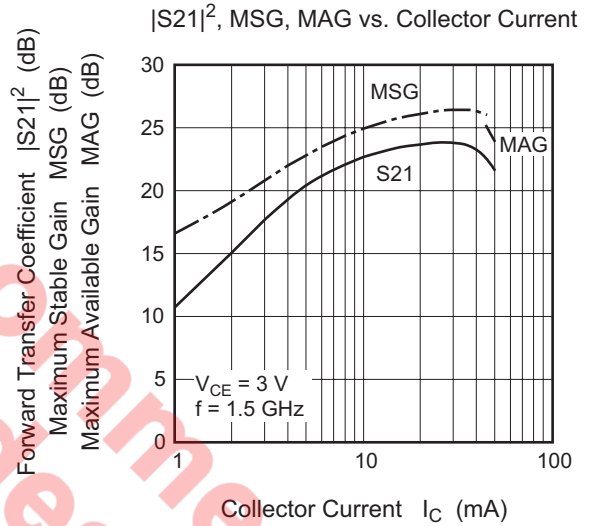
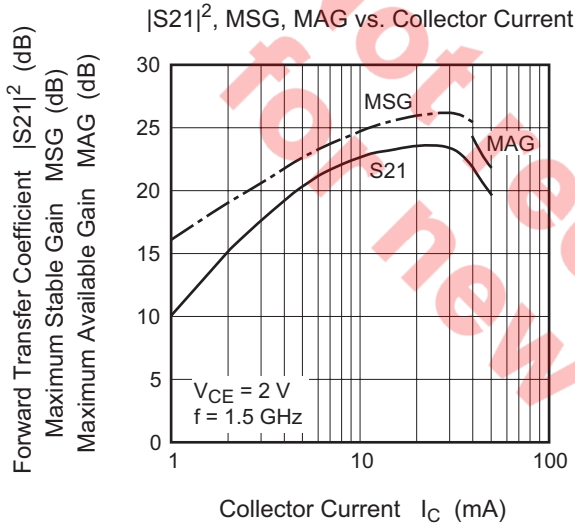
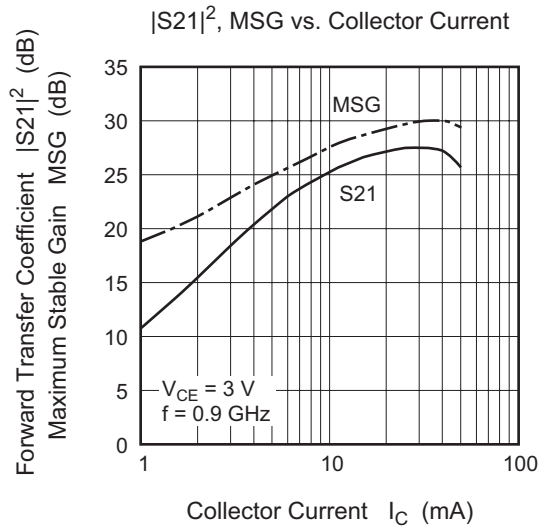
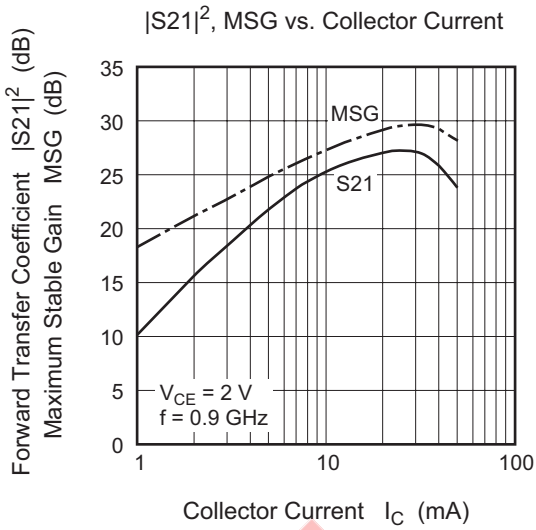
(Ta = 25°C)

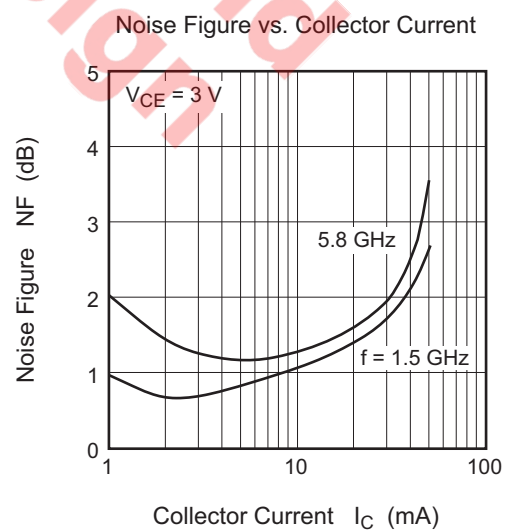
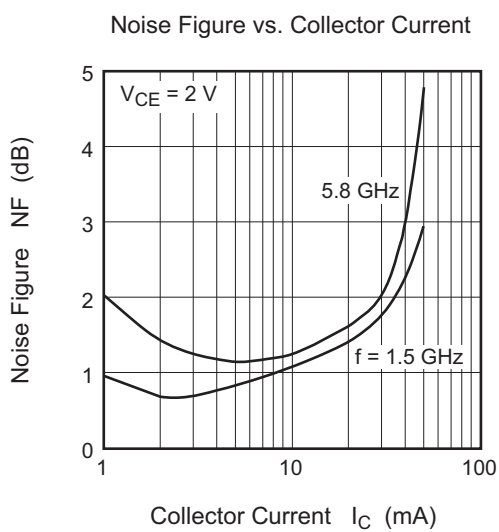
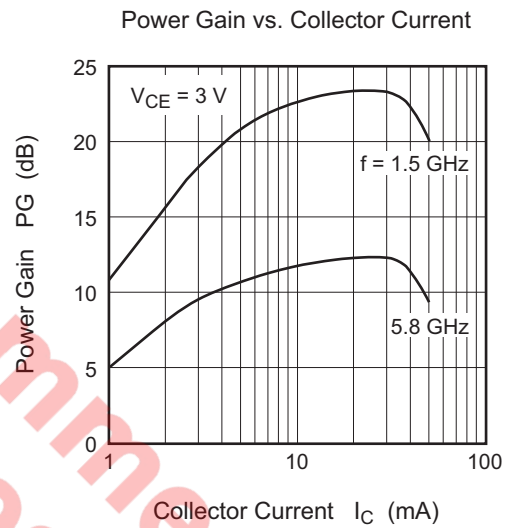
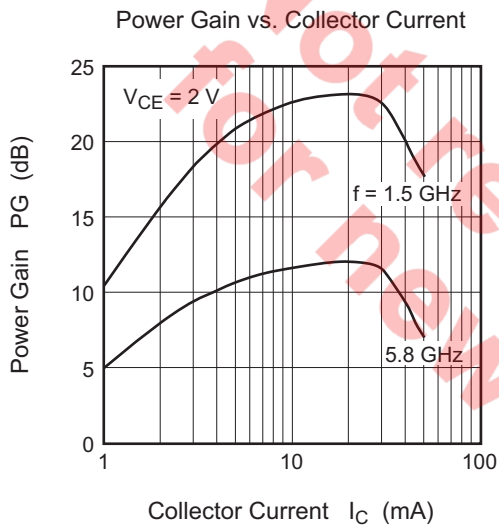
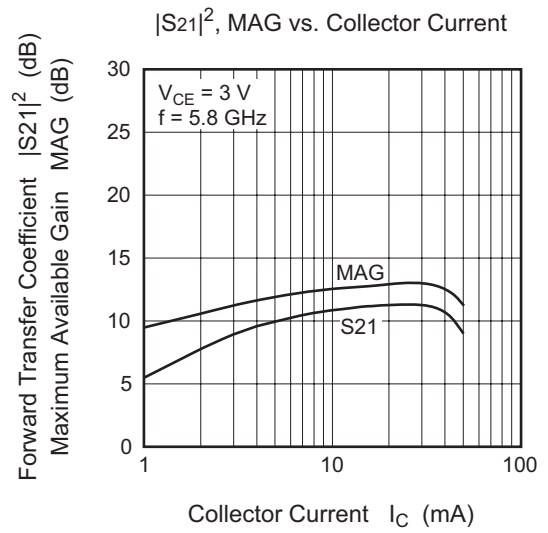
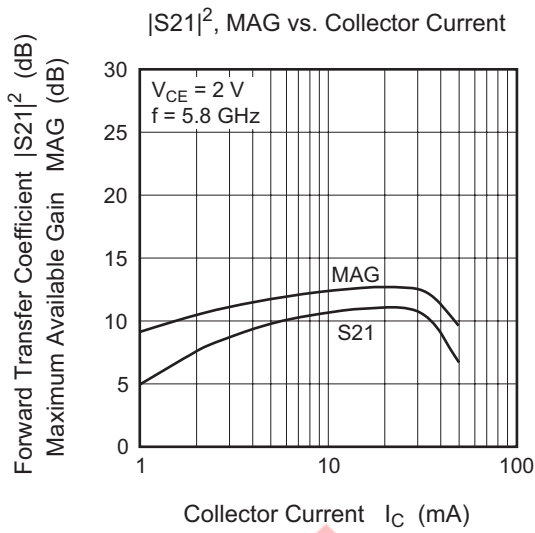
Item	Symbol	Min.	Typ	Max.	Unit	Test Conditions	
DC current transfer ratio	h_{FE}	150	180	230	—	$V_{CE} = 2\text{ V}$, $I_C = 3\text{ mA}$	
Reverse Transfer Capacitance	C_{re}	—	0.07	—	pF	$V_{CB} = 2\text{ V}$, $I_E = 0$, $f = 1\text{ MHz}$	
Transition Frequency	f_T	—	41	—	GHz	$V_{CE} = 2\text{ V}$, $I_C = f_T\text{ peak}$, $f = 1\text{ GHz}$	
Forward Transfer Coefficient	0.9 GHz	$ S_{21} ^2$	—	18.5	—	dB	$V_{CE} = 2\text{ V}$, $I_C = 3\text{ mA}$
	1.5 GHz		—	17.5	—		
	2.4 GHz		—	16.5	—		$V_{CE} = 2\text{ V}$, $I_C = 10\text{ mA}$
	5.8 GHz		—	10.5	—		
Maximum Stable Gain Note1	0.9 GHz	MSG	—	23	—	dB	$V_{CE} = 2\text{ V}$, $I_C = 3\text{ mA}$
	1.5 GHz		—	21	—		
	2.4 GHz		—	19	—		$V_{CE} = 2\text{ V}$, $I_C = 10\text{ mA}$
	5.8 GHz		—	16	—		
Maximum Available Gain Note2	5.8 GHz	MAG	—	12.5	—	dB	$V_{CE} = 2\text{ V}$, $I_C = 10\text{ mA}$
Power Gain	1.5 GHz	PG	—	18	—	dB	$V_{CE} = 2\text{ V}$, $I_C = 3\text{ mA}$
	5.8 GHz		—	11.5	—		$V_{CE} = 2\text{ V}$, $I_C = 10\text{ mA}$
Noise figure	1.5 GHz	NF	—	0.7	—	dB	$V_{CE} = 2\text{ V}$, $I_C = 3\text{ mA}$
	5.8 GHz		—	1.3	—		$V_{CE} = 2\text{ V}$, $I_C = 10\text{ mA}$

Notes: 1. $MSG = |S_{21}| / |S_{12}|$
 2. $MAG = |S_{21}| / |S_{12}|(K - (K^2 - 1)^{1/2})$

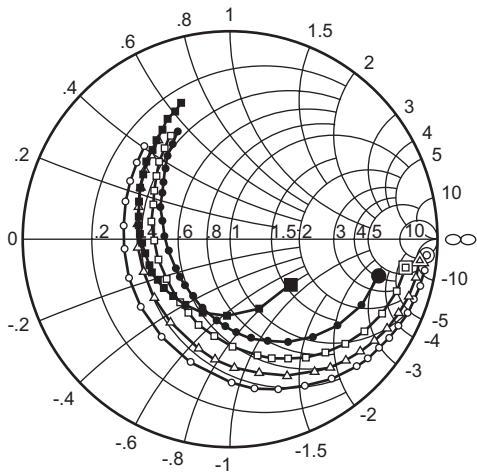
Main Characteristics







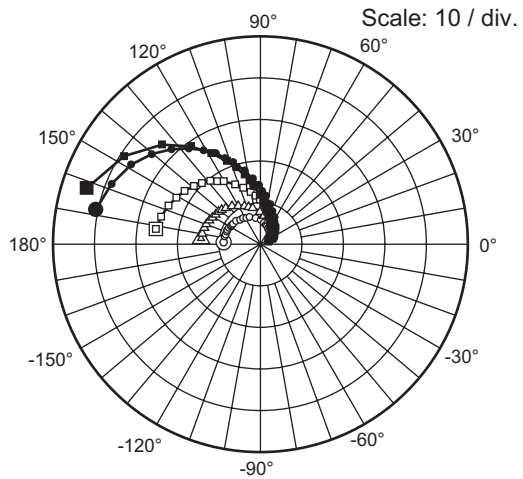
S₁₁ Parameter vs. Frequency



Condition: $V_{CE} = 2\text{ V}$, $Z_o = 50\ \Omega$
 100 to 1000 MHz (100 MHz Step)
 1000 to 2000 MHz (200 MHz Step)
 2000 to 6000 MHz (400 MHz Step)

\odot — \circ $I_C = 3\text{ mA}$ \bullet — \bullet $I_C = 20\text{ mA}$
 \triangle — \triangle $I_C = 5\text{ mA}$ \blacksquare — \blacksquare $I_C = 50\text{ mA}$
 \square — \square $I_C = 10\text{ mA}$

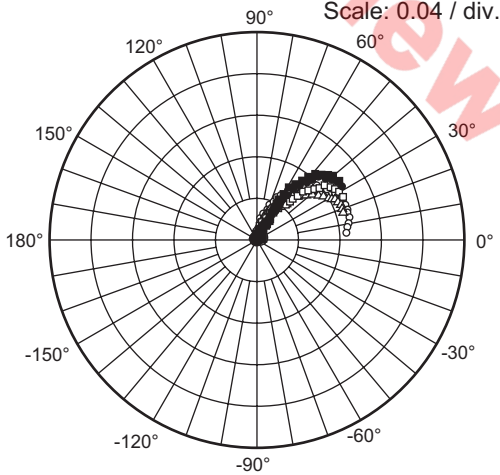
S₂₁ Parameter vs. Frequency



Condition: $V_{CE} = 2\text{ V}$, $Z_o = 50\ \Omega$
 100 to 1000 MHz (100 MHz Step)
 1000 to 2000 MHz (200 MHz Step)
 2000 to 6000 MHz (400 MHz Step)

\odot — \circ $I_C = 3\text{ mA}$ \bullet — \bullet $I_C = 20\text{ mA}$
 \triangle — \triangle $I_C = 5\text{ mA}$ \blacksquare — \blacksquare $I_C = 50\text{ mA}$
 \square — \square $I_C = 10\text{ mA}$

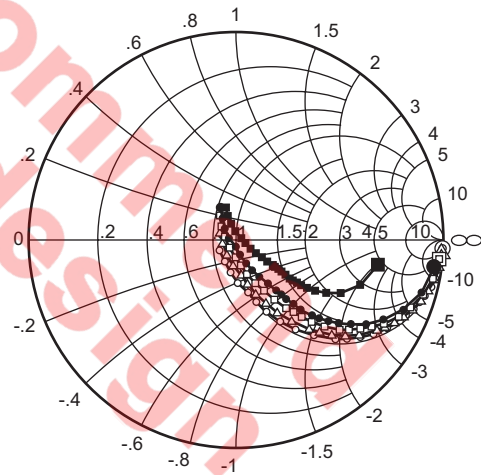
S₁₂ Parameter vs. Frequency



Condition: $V_{CE} = 2\text{ V}$, $Z_o = 50\ \Omega$
 100 to 1000 MHz (100 MHz Step)
 1000 to 2000 MHz (200 MHz Step)
 2000 to 6000 MHz (400 MHz Step)

\odot — \circ $I_C = 3\text{ mA}$ \bullet — \bullet $I_C = 20\text{ mA}$
 \triangle — \triangle $I_C = 5\text{ mA}$ \blacksquare — \blacksquare $I_C = 50\text{ mA}$
 \square — \square $I_C = 10\text{ mA}$

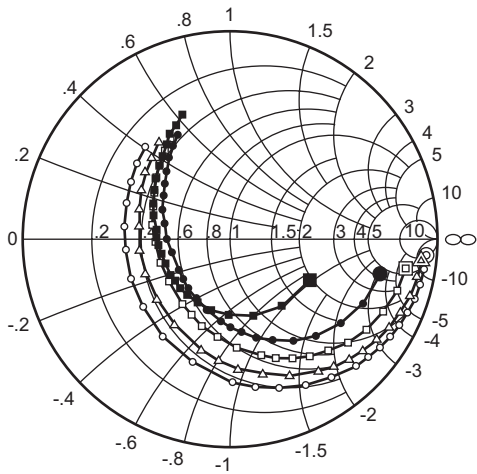
S₂₂ Parameter vs. Frequency



Condition: $V_{CE} = 2\text{ V}$, $Z_o = 50\ \Omega$
 100 to 1000 MHz (100 MHz Step)
 1000 to 2000 MHz (200 MHz Step)
 2000 to 6000 MHz (400 MHz Step)

\odot — \circ $I_C = 3\text{ mA}$ \bullet — \bullet $I_C = 20\text{ mA}$
 \triangle — \triangle $I_C = 5\text{ mA}$ \blacksquare — \blacksquare $I_C = 50\text{ mA}$
 \square — \square $I_C = 10\text{ mA}$

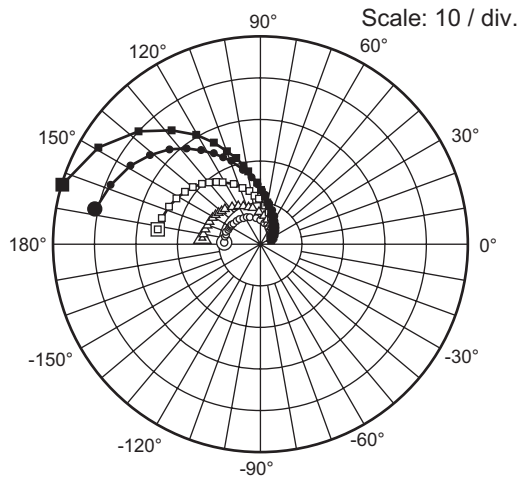
S₁₁ Parameter vs. Frequency



Condition: $V_{CE} = 3\text{ V}$, $Z_o = 50\ \Omega$
 100 to 1000 MHz (100 MHz Step)
 1000 to 2000 MHz (200 MHz Step)
 2000 to 6000 MHz (400 MHz Step)

\odot — \circ $I_C = 3\text{ mA}$ \bullet — \bullet $I_C = 20\text{ mA}$
 \triangle — \triangle $I_C = 5\text{ mA}$ \blacksquare — \blacksquare $I_C = 50\text{ mA}$
 \square — \square $I_C = 10\text{ mA}$

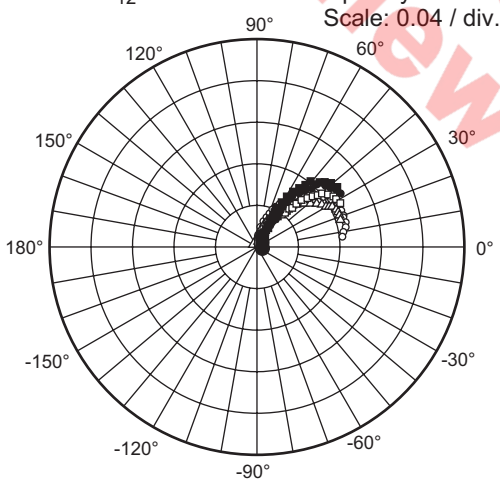
S₂₁ Parameter vs. Frequency



Condition: $V_{CE} = 3\text{ V}$, $Z_o = 50\ \Omega$
 100 to 1000 MHz (100 MHz Step)
 1000 to 2000 MHz (200 MHz Step)
 2000 to 6000 MHz (400 MHz Step)

\odot — \circ $I_C = 3\text{ mA}$ \bullet — \bullet $I_C = 20\text{ mA}$
 \triangle — \triangle $I_C = 5\text{ mA}$ \blacksquare — \blacksquare $I_C = 50\text{ mA}$
 \square — \square $I_C = 10\text{ mA}$

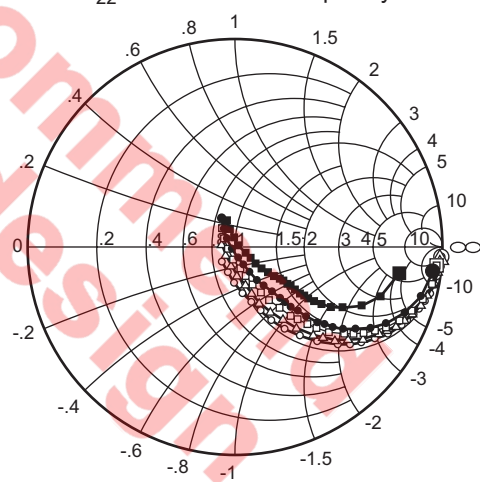
S₁₂ Parameter vs. Frequency



Condition: $V_{CE} = 3\text{ V}$, $Z_o = 50\ \Omega$
 100 to 1000 MHz (100 MHz Step)
 1000 to 2000 MHz (200 MHz Step)
 2000 to 6000 MHz (400 MHz Step)

\odot — \circ $I_C = 3\text{ mA}$ \bullet — \bullet $I_C = 20\text{ mA}$
 \triangle — \triangle $I_C = 5\text{ mA}$ \blacksquare — \blacksquare $I_C = 50\text{ mA}$
 \square — \square $I_C = 10\text{ mA}$

S₂₂ Parameter vs. Frequency



Condition: $V_{CE} = 3\text{ V}$, $Z_o = 50\ \Omega$
 100 to 1000 MHz (100 MHz Step)
 1000 to 2000 MHz (200 MHz Step)
 2000 to 6000 MHz (400 MHz Step)

\odot — \circ $I_C = 3\text{ mA}$ \bullet — \bullet $I_C = 20\text{ mA}$
 \triangle — \triangle $I_C = 5\text{ mA}$ \blacksquare — \blacksquare $I_C = 50\text{ mA}$
 \square — \square $I_C = 10\text{ mA}$

S Parameter

 $(V_{CE} = 2\text{ V}, I_C = 3\text{ mA}, Z_O = 50\ \Omega)$

f (MHz)	S11		S21		S12		S22	
	MAG	ANG(deg.)	MAG	ANG(deg.)	MAG	ANG(deg.)	MAG	ANG(deg.)
100	0.948	-4.9	8.83	176.3	0.004	34.6	0.994	-2.5
200	0.949	-8.9	8.79	172.0	0.011	82.1	0.992	-5.5
300	0.942	-13.6	8.74	167.7	0.016	78.5	0.987	-8.4
400	0.935	-18.1	8.71	163.9	0.021	81.8	0.976	-11.0
500	0.926	-22.6	8.67	160.2	0.027	76.9	0.966	-13.7
600	0.914	-27.1	8.52	156.4	0.031	71.8	0.951	-16.4
700	0.901	-31.7	8.43	152.8	0.036	70.1	0.936	-18.9
800	0.887	-36.1	8.31	149.4	0.040	66.6	0.919	-21.3
900	0.873	-40.8	8.30	146.1	0.045	65.1	0.900	-23.7
1000	0.860	-45.1	8.18	142.8	0.049	61.8	0.882	-26.1
1100	0.844	-49.5	8.10	139.4	0.053	60.3	0.864	-28.2
1200	0.828	-54.0	7.96	136.1	0.057	58.0	0.843	-30.4
1300	0.810	-58.3	7.81	132.9	0.060	55.6	0.824	-32.5
1400	0.791	-62.9	7.70	129.6	0.063	53.1	0.803	-34.3
1500	0.774	-67.7	7.58	126.5	0.066	51.6	0.782	-36.3
1600	0.756	-72.2	7.47	123.3	0.068	49.3	0.759	-38.1
1700	0.740	-76.6	7.33	120.3	0.071	46.9	0.739	-40.1
1800	0.724	-80.8	7.18	117.3	0.073	45.8	0.717	-41.6
1900	0.705	-85.2	7.04	114.5	0.076	43.5	0.697	-43.3
2000	0.690	-89.5	6.89	111.5	0.078	42.3	0.675	-44.9
2200	0.651	-98.5	6.61	105.7	0.081	39.1	0.634	-47.9
2400	0.621	-107.8	6.33	100.1	0.083	35.8	0.594	-50.8
2600	0.597	-116.6	6.04	95.0	0.087	33.5	0.554	-53.6
2800	0.576	-125.1	5.76	90.0	0.088	31.1	0.516	-56.3
3000	0.553	-134.0	5.47	85.0	0.090	28.0	0.481	-58.8
3200	0.536	-142.8	5.21	80.2	0.091	26.2	0.447	-61.4
3400	0.528	-151.2	4.97	75.6	0.092	24.1	0.412	-64.2
3600	0.522	-159.1	4.73	71.3	0.092	21.8	0.380	-66.8
3800	0.514	-167.1	4.49	67.0	0.092	20.3	0.348	-69.1
4000	0.511	-174.8	4.26	63.0	0.092	18.7	0.317	-71.8
4200	0.512	178.4	4.05	59.0	0.091	17.5	0.288	-74.3
4400	0.517	172.7	3.85	55.5	0.092	17.1	0.263	-77.2
4600	0.525	166.8	3.69	51.8	0.092	15.4	0.239	-81.6
4800	0.535	160.4	3.51	47.8	0.092	13.6	0.211	-86.7
5000	0.548	154.8	3.33	44.3	0.092	12.1	0.184	-92.2
5200	0.560	150.0	3.18	40.7	0.090	10.6	0.159	-98.8
5400	0.572	145.4	3.02	37.3	0.089	9.8	0.137	-106.7
5600	0.581	140.8	2.87	33.9	0.088	8.5	0.118	-116.3
5800	0.593	136.5	2.72	30.8	0.087	7.3	0.102	-129.5
6000	0.610	132.5	2.59	27.3	0.086	4.6	0.094	-146.8

S Parameter

 $(V_{CE} = 2\text{ V}, I_C = 5\text{ mA}, Z_O = 50\ \Omega)$

f (MHz)	S11		S21		S12		S22	
	MAG	ANG(deg.)	MAG	ANG(deg.)	MAG	ANG(deg.)	MAG	ANG(deg.)
100	0.924	-6.5	14.34	174.7	0.006	80.7	0.993	-3.7
200	0.915	-11.9	14.21	169.4	0.011	89.9	0.987	-7.5
300	0.902	-17.8	14.02	164.0	0.015	78.2	0.975	-11.2
400	0.888	-23.7	13.81	159.3	0.020	76.8	0.958	-14.7
500	0.869	-29.4	13.60	154.7	0.026	72.6	0.937	-18.1
600	0.849	-35.0	13.26	150.1	0.030	68.2	0.912	-21.4
700	0.827	-40.7	12.98	145.8	0.033	66.9	0.887	-24.4
800	0.805	-46.1	12.69	141.6	0.037	63.3	0.860	-27.3
900	0.782	-51.8	12.46	137.7	0.041	61.1	0.831	-30.0
1000	0.758	-57.1	12.12	133.9	0.045	58.4	0.804	-32.6
1100	0.734	-62.3	11.81	130.1	0.047	56.5	0.776	-34.9
1200	0.710	-67.4	11.47	126.4	0.050	54.5	0.749	-37.2
1300	0.686	-72.3	11.12	122.9	0.052	52.9	0.721	-39.3
1400	0.661	-77.5	10.79	119.4	0.055	50.1	0.696	-41.1
1500	0.639	-82.7	10.47	116.1	0.057	49.1	0.670	-43.0
1600	0.618	-87.8	10.17	112.9	0.058	47.2	0.644	-44.6
1700	0.599	-92.5	9.85	109.9	0.060	45.9	0.620	-46.4
1800	0.581	-97.1	9.51	107.1	0.061	45.0	0.596	-47.7
1900	0.563	-101.6	9.21	104.3	0.063	43.3	0.574	-49.2
2000	0.546	-106.3	8.93	101.5	0.064	42.7	0.551	-50.6
2200	0.512	-115.7	8.37	96.2	0.068	40.6	0.509	-53.0
2400	0.489	-125.3	7.86	91.1	0.069	39.1	0.471	-55.4
2600	0.475	-134.1	7.39	86.5	0.072	37.6	0.434	-57.9
2800	0.461	-142.5	6.96	82.1	0.074	35.9	0.398	-60.3
3000	0.448	-151.2	6.54	77.7	0.076	34.3	0.366	-62.5
3200	0.441	-159.9	6.17	73.6	0.077	33.5	0.335	-65.0
3400	0.443	-167.7	5.83	69.5	0.079	31.8	0.304	-67.6
3600	0.446	-174.9	5.52	65.8	0.080	30.3	0.274	-70.1
3800	0.447	177.8	5.21	61.9	0.081	29.8	0.245	-72.7
4000	0.451	170.7	4.92	58.5	0.082	28.5	0.217	-75.7
4200	0.459	164.9	4.66	55.0	0.083	28.1	0.191	-78.3
4400	0.468	160.1	4.42	52.0	0.085	27.9	0.169	-82.3
4600	0.481	155.2	4.23	48.6	0.086	26.8	0.147	-88.7
4800	0.497	149.8	4.01	45.0	0.087	24.9	0.122	-97.3
5000	0.513	144.9	3.80	41.8	0.088	23.6	0.099	-107.5
5200	0.529	140.9	3.62	38.6	0.088	22.6	0.080	-122.7
5400	0.544	137.1	3.43	35.5	0.088	21.4	0.069	-142.9
5600	0.556	133.0	3.26	32.5	0.088	20.3	0.066	-165.8
5800	0.571	129.2	3.09	29.6	0.087	19.3	0.072	172.2
6000	0.589	125.8	2.94	26.5	0.088	17.4	0.089	155.3

S Parameter

(V_{CE} = 2 V, I_C = 10 mA, Z_O = 50 Ω)

f (MHz)	S11		S21		S12		S22	
	MAG	ANG(deg.)	MAG	ANG(deg.)	MAG	ANG(deg.)	MAG	ANG(deg.)
100	0.857	-9.4	25.35	171.8	0.005	58.6	0.986	-5.4
200	0.839	-17.6	24.79	164.5	0.011	75.6	0.969	-11.0
300	0.813	-26.2	24.03	157.3	0.014	76.0	0.939	-16.3
400	0.782	-34.3	23.22	150.9	0.018	74.8	0.903	-21.1
500	0.749	-42.3	22.33	144.9	0.023	67.4	0.865	-25.4
600	0.711	-49.8	21.30	139.0	0.025	64.5	0.819	-29.4
700	0.675	-57.1	20.30	133.8	0.029	63.2	0.776	-32.7
800	0.639	-63.9	19.32	129.0	0.031	59.2	0.736	-35.6
900	0.606	-70.7	18.38	124.5	0.034	57.9	0.697	-38.3
1000	0.574	-76.8	17.43	120.4	0.037	55.8	0.661	-40.6
1100	0.546	-82.7	16.55	116.5	0.039	54.2	0.626	-42.6
1200	0.518	-88.4	15.70	112.9	0.040	53.2	0.595	-44.4
1300	0.493	-93.8	14.91	109.6	0.042	52.5	0.565	-45.9
1400	0.470	-99.4	14.17	106.4	0.044	51.3	0.539	-47.3
1500	0.451	-104.8	13.51	103.4	0.046	51.7	0.513	-48.6
1600	0.435	-110.1	12.88	100.6	0.046	50.2	0.488	-49.7
1700	0.422	-115.0	12.29	98.0	0.048	49.5	0.466	-50.9
1800	0.409	-119.6	11.74	95.6	0.049	49.0	0.445	-51.7
1900	0.397	-124.3	11.23	93.2	0.051	48.3	0.425	-52.8
2000	0.386	-128.9	10.78	90.8	0.052	48.7	0.407	-53.7
2200	0.368	-138.6	9.92	86.4	0.055	47.6	0.372	-55.4
2400	0.362	-148.1	9.18	82.2	0.058	47.0	0.341	-57.0
2600	0.360	-156.3	8.54	78.4	0.061	46.4	0.310	-59.0
2800	0.359	-164.0	7.97	74.6	0.064	45.7	0.280	-61.0
3000	0.359	-172.0	7.44	71.0	0.066	44.7	0.254	-62.9
3200	0.366	-179.6	6.97	67.5	0.069	44.0	0.228	-65.4
3400	0.378	173.8	6.56	64.0	0.072	43.3	0.202	-68.3
3600	0.389	167.8	6.18	60.7	0.074	41.4	0.176	-71.2
3800	0.396	161.7	5.83	57.4	0.076	40.6	0.150	-74.1
4000	0.407	155.8	5.49	54.4	0.078	39.6	0.126	-77.5
4200	0.421	151.2	5.19	51.4	0.080	39.3	0.103	-82.0
4400	0.434	147.7	4.91	48.8	0.084	38.9	0.083	-89.1
4600	0.450	143.8	4.70	45.8	0.086	37.0	0.066	-103.9
4800	0.469	139.4	4.45	42.5	0.087	35.4	0.049	-129.5
5000	0.489	135.5	4.22	39.7	0.089	34.1	0.045	-164.0
5200	0.506	132.3	4.01	36.7	0.090	32.9	0.055	166.7
5400	0.523	129.2	3.80	34.0	0.091	31.7	0.073	148.1
5600	0.537	125.8	3.61	31.2	0.092	30.2	0.093	137.2
5800	0.555	122.6	3.42	28.5	0.093	29.2	0.114	129.3
6000	0.575	119.7	3.25	25.7	0.093	26.4	0.140	124.3

S Parameter

(V_{CE} = 2 V, I_C = 20 mA, Z_O = 50 Ω)

f (MHz)	S11		S21		S12		S22	
	MAG	ANG(deg.)	MAG	ANG(deg.)	MAG	ANG(deg.)	MAG	ANG(deg.)
100	0.741	-13.8	40.41	168.2	0.001	107.1	0.967	-7.8
200	0.710	-26.6	38.69	158.1	0.010	80.0	0.930	-15.6
300	0.665	-38.7	36.40	148.5	0.012	77.4	0.871	-22.4
400	0.618	-49.9	33.92	140.3	0.015	70.1	0.808	-28.2
500	0.569	-60.3	31.33	133.0	0.019	65.1	0.748	-32.6
600	0.521	-69.4	28.77	126.6	0.021	60.6	0.688	-36.1
700	0.484	-78.0	26.46	121.2	0.023	61.6	0.637	-38.9
800	0.448	-85.6	24.37	116.4	0.025	58.8	0.592	-41.1
900	0.420	-92.9	22.52	112.4	0.027	60.0	0.551	-42.9
1000	0.395	-99.2	20.86	108.6	0.030	58.1	0.516	-44.6
1100	0.374	-105.5	19.41	105.3	0.032	57.7	0.485	-45.6
1200	0.355	-111.5	18.11	102.2	0.033	56.7	0.458	-46.6
1300	0.339	-117.3	16.96	99.4	0.034	57.9	0.434	-47.3
1400	0.326	-123.1	15.92	96.8	0.036	56.4	0.413	-47.9
1500	0.318	-128.6	15.02	94.3	0.038	57.4	0.392	-48.5
1600	0.311	-133.7	14.20	92.0	0.039	56.9	0.373	-49.2
1700	0.307	-138.6	13.46	89.8	0.041	56.7	0.356	-49.9
1800	0.301	-143.0	12.77	87.8	0.042	56.7	0.340	-50.1
1900	0.297	-147.3	12.16	85.8	0.045	56.2	0.325	-50.8
2000	0.294	-151.8	11.61	83.8	0.046	56.7	0.310	-51.2
2200	0.291	-161.1	10.60	80.1	0.050	55.9	0.284	-52.2
2400	0.299	-169.2	9.76	76.6	0.053	55.4	0.259	-53.3
2600	0.308	-176.0	9.03	73.2	0.057	54.7	0.235	-54.9
2800	0.315	177.7	8.40	70.0	0.060	54.1	0.210	-56.6
3000	0.323	171.1	7.83	66.8	0.064	52.7	0.188	-58.2
3200	0.337	165.1	7.33	63.7	0.067	51.3	0.166	-60.6
3400	0.354	159.9	6.88	60.7	0.070	50.3	0.142	-63.6
3600	0.368	155.3	6.48	57.6	0.073	48.9	0.119	-66.1
3800	0.378	150.1	6.09	54.6	0.076	48.2	0.097	-69.2
4000	0.394	145.4	5.73	51.9	0.078	47.3	0.074	-73.4
4200	0.410	141.8	5.42	49.2	0.081	45.9	0.053	-79.3
4400	0.424	139.2	5.14	46.8	0.085	45.5	0.034	-93.6
4600	0.440	136.1	4.90	44.0	0.087	43.5	0.024	-137.8
4800	0.461	132.4	4.65	40.9	0.089	41.6	0.034	165.2
5000	0.482	129.2	4.41	38.3	0.091	40.2	0.055	143.4
5200	0.501	126.7	4.18	35.5	0.093	38.7	0.079	132.7
5400	0.518	124.1	3.97	32.9	0.095	37.5	0.103	126.2
5600	0.534	121.1	3.77	30.3	0.096	35.8	0.126	121.5
5800	0.552	118.4	3.57	27.8	0.097	34.4	0.148	117.6
6000	0.573	115.9	3.39	25.1	0.097	32.1	0.174	115.2

S Parameter

(V_{CE} = 2 V, I_C = 50 mA, Z_O = 50 Ω)

f (MHz)	S11		S21		S12		S22	
	MAG	ANG(deg.)	MAG	ANG(deg.)	MAG	ANG(deg.)	MAG	ANG(deg.)
100	0.366	-36.3	43.83	162.2	0.004	54.1	0.693	-10.0
200	0.363	-67.4	39.08	147.2	0.011	66.0	0.637	-20.1
300	0.369	-92.0	33.67	134.8	0.012	57.4	0.567	-26.6
400	0.377	-110.4	28.86	125.4	0.012	59.3	0.503	-30.6
500	0.384	-124.2	24.89	118.1	0.016	55.9	0.455	-33.0
600	0.390	-135.1	21.74	112.1	0.018	57.7	0.413	-34.2
700	0.398	-143.7	19.23	107.3	0.020	59.9	0.381	-34.9
800	0.403	-150.6	17.19	103.2	0.021	57.2	0.357	-35.3
900	0.409	-156.3	15.52	99.8	0.024	58.2	0.334	-35.4
1000	0.412	-161.5	14.12	96.6	0.026	59.9	0.316	-35.5
1100	0.415	-166.0	12.96	93.8	0.028	59.7	0.301	-35.2
1200	0.418	-170.2	11.94	91.1	0.029	61.3	0.288	-35.3
1300	0.422	-174.1	11.08	88.7	0.031	61.3	0.277	-35.0
1400	0.426	-177.6	10.32	86.5	0.032	60.5	0.267	-34.8
1500	0.432	-179.4	9.66	84.3	0.035	61.4	0.258	-34.8
1600	0.437	-176.7	9.08	82.3	0.036	60.8	0.248	-34.8
1700	0.442	-174.0	8.57	80.3	0.038	61.5	0.239	-34.8
1800	0.445	-171.6	8.10	78.5	0.040	61.5	0.231	-34.4
1900	0.448	-169.0	7.68	76.7	0.042	60.4	0.222	-34.7
2000	0.452	-166.5	7.30	74.8	0.044	61.3	0.214	-34.6
2200	0.462	-161.6	6.62	71.4	0.048	60.1	0.199	-34.4
2400	0.477	-157.7	6.07	68.1	0.051	59.3	0.183	-34.4
2600	0.488	-154.1	5.60	64.9	0.056	58.8	0.167	-34.8
2800	0.498	-150.5	5.18	61.8	0.059	58.4	0.150	-34.9
3000	0.508	-146.7	4.81	58.8	0.062	56.3	0.133	-34.4
3200	0.522	-143.2	4.49	55.8	0.065	55.6	0.117	-34.7
3400	0.537	-140.3	4.21	52.9	0.069	54.5	0.100	-33.7
3600	0.548	-137.4	3.95	49.9	0.072	52.6	0.082	-31.8
3800	0.558	-134.0	3.71	47.0	0.074	51.7	0.066	-27.4
4000	0.570	-131.1	3.49	44.4	0.078	50.9	0.049	-18.9
4200	0.583	-128.8	3.30	41.8	0.081	49.9	0.037	-4.5
4400	0.594	-126.9	3.12	39.3	0.085	48.9	0.026	21.7
4600	0.606	-124.4	2.98	36.5	0.087	46.8	0.026	66.1
4800	0.621	-121.7	2.82	33.6	0.089	45.1	0.043	93.8
5000	0.637	-119.5	2.67	31.0	0.091	43.9	0.062	102.4
5200	0.650	-117.7	2.54	28.4	0.093	42.3	0.083	105.8
5400	0.661	-115.7	2.41	25.8	0.095	41.2	0.104	107.6
5600	0.671	-113.4	2.29	23.3	0.096	40.0	0.123	108.0
5800	0.684	-111.4	2.17	20.9	0.097	38.6	0.143	107.8
6000	0.699	-109.5	2.07	18.3	0.098	36.0	0.165	108.0

S Parameter

(V_{CE} = 3 V, I_C = 3 mA, Z_O = 50 Ω)

f (MHz)	S11		S21		S12		S22	
	MAG	ANG(deg.)	MAG	ANG(deg.)	MAG	ANG(deg.)	MAG	ANG(deg.)
100	0.949	-4.9	8.92	176.3	0.005	44.4	0.996	-2.7
200	0.949	-8.8	8.86	172.0	0.012	84.1	0.992	-5.4
300	0.944	-13.5	8.80	167.8	0.015	79.3	0.985	-8.1
400	0.937	-18.0	8.76	164.1	0.020	81.5	0.976	-10.7
500	0.927	-22.5	8.74	160.4	0.025	75.9	0.965	-13.2
600	0.916	-26.9	8.61	156.6	0.029	71.9	0.951	-15.9
700	0.904	-31.4	8.55	153.0	0.034	70.4	0.936	-18.3
800	0.890	-35.8	8.42	149.5	0.038	67.2	0.920	-20.6
900	0.876	-40.5	8.39	146.3	0.043	64.8	0.902	-23.0
1000	0.861	-44.9	8.27	143.0	0.047	62.6	0.884	-25.2
1100	0.845	-49.3	8.18	139.7	0.051	59.8	0.867	-27.3
1200	0.829	-53.7	8.06	136.3	0.054	57.7	0.847	-29.5
1300	0.812	-57.9	7.93	133.1	0.057	55.5	0.827	-31.5
1400	0.792	-62.6	7.82	129.7	0.060	53.2	0.807	-33.3
1500	0.775	-67.2	7.70	126.6	0.063	51.8	0.786	-35.2
1600	0.757	-71.8	7.58	123.5	0.065	49.1	0.764	-37.0
1700	0.740	-76.2	7.44	120.5	0.068	47.6	0.743	-38.7
1800	0.723	-80.4	7.30	117.5	0.070	45.9	0.723	-40.2
1900	0.705	-84.8	7.15	114.7	0.073	44.0	0.702	-41.8
2000	0.688	-89.1	7.00	111.7	0.074	42.8	0.681	-43.4
2200	0.650	-98.0	6.72	105.9	0.078	39.5	0.641	-46.2
2400	0.619	-107.3	6.44	100.4	0.080	36.6	0.602	-48.9
2600	0.594	-116.1	6.14	95.3	0.083	34.3	0.564	-51.5
2800	0.572	-124.6	5.85	90.3	0.084	32.0	0.527	-54.0
3000	0.549	-133.3	5.57	85.3	0.085	28.9	0.492	-56.3
3200	0.532	-142.2	5.30	80.6	0.087	27.2	0.458	-58.9
3400	0.523	-150.6	5.05	76.0	0.088	25.2	0.425	-61.3
3600	0.517	-158.4	4.81	71.7	0.088	23.0	0.393	-63.7
3800	0.509	-166.4	4.57	67.4	0.088	21.3	0.362	-65.9
4000	0.504	-174.3	4.33	63.4	0.088	20.0	0.332	-68.2
4200	0.506	178.9	4.12	59.5	0.088	18.8	0.303	-70.3
4400	0.511	173.2	3.93	56.0	0.088	18.5	0.278	-73.1
4600	0.519	167.3	3.77	52.2	0.089	17.1	0.253	-76.8
4800	0.529	160.9	3.58	48.3	0.089	15.3	0.225	-81.3
5000	0.541	155.2	3.40	44.7	0.088	13.8	0.198	-85.9
5200	0.554	150.3	3.24	41.1	0.087	12.6	0.172	-91.3
5400	0.567	145.8	3.08	37.8	0.087	11.4	0.148	-98.0
5600	0.576	141.1	2.93	34.4	0.085	10.1	0.127	-105.9
5800	0.588	136.7	2.78	31.2	0.084	9.0	0.108	-116.4
6000	0.605	132.8	2.65	27.8	0.083	6.7	0.094	-132.4

S Parameter

 $(V_{CE} = 3 \text{ V}, I_C = 5 \text{ mA}, Z_O = 50 \Omega)$

f (MHz)	S11		S21		S12		S22	
	MAG	ANG(deg.)	MAG	ANG(deg.)	MAG	ANG(deg.)	MAG	ANG(deg.)
100	0.926	-6.4	14.14	174.7	0.004	94.8	0.988	-3.6
200	0.918	-11.5	14.00	169.6	0.011	81.6	0.985	-7.1
300	0.906	-17.4	13.81	164.3	0.015	80.2	0.974	-10.6
400	0.892	-23.1	13.66	159.7	0.019	77.2	0.956	-14.0
500	0.875	-28.8	13.48	155.1	0.024	72.9	0.938	-17.2
600	0.855	-34.3	13.17	150.6	0.028	68.7	0.913	-20.4
700	0.833	-39.9	12.91	146.3	0.032	66.5	0.890	-23.3
800	0.811	-45.2	12.62	142.2	0.036	63.5	0.864	-26.0
900	0.788	-50.9	12.40	138.4	0.039	61.3	0.836	-28.6
1000	0.764	-56.0	12.08	134.5	0.043	58.9	0.810	-31.1
1100	0.740	-61.3	11.78	130.8	0.046	56.3	0.784	-33.3
1200	0.715	-66.3	11.45	127.1	0.048	54.6	0.758	-35.6
1300	0.692	-71.1	11.11	123.6	0.050	53.3	0.732	-37.5
1400	0.667	-76.2	10.79	120.1	0.052	50.3	0.706	-39.2
1500	0.644	-81.4	10.50	116.8	0.054	49.9	0.681	-41.0
1600	0.623	-86.4	10.20	113.6	0.056	47.6	0.655	-42.6
1700	0.604	-91.2	9.87	110.6	0.058	46.7	0.632	-44.2
1800	0.585	-95.6	9.55	107.8	0.060	45.3	0.609	-45.5
1900	0.568	-100.1	9.26	105.0	0.061	43.8	0.587	-46.9
2000	0.550	-104.7	8.98	102.2	0.062	43.1	0.566	-48.2
2200	0.514	-114.1	8.42	96.8	0.066	41.1	0.525	-50.5
2400	0.490	-123.7	7.92	91.8	0.067	39.3	0.488	-52.7
2600	0.474	-132.6	7.45	87.2	0.070	38.1	0.451	-54.9
2800	0.460	-140.9	7.02	82.7	0.071	36.6	0.417	-57.1
3000	0.446	-149.6	6.61	78.4	0.073	34.8	0.384	-59.1
3200	0.439	-158.2	6.23	74.2	0.075	33.8	0.354	-61.3
3400	0.440	-166.3	5.90	70.2	0.076	32.7	0.324	-63.6
3600	0.442	-173.6	5.58	66.4	0.077	31.1	0.294	-65.9
3800	0.442	179.0	5.27	62.6	0.078	30.4	0.266	-68.0
4000	0.446	171.8	4.98	59.1	0.080	29.6	0.238	-70.3
4200	0.454	165.9	4.72	55.6	0.080	29.0	0.212	-72.4
4400	0.463	161.2	4.48	52.5	0.082	28.6	0.189	-75.4
4600	0.476	156.1	4.29	49.2	0.084	27.6	0.166	-80.5
4800	0.491	150.6	4.07	45.6	0.084	25.7	0.139	-86.7
5000	0.508	145.6	3.86	42.4	0.086	25.0	0.114	-94.2
5200	0.523	141.6	3.67	39.1	0.085	23.6	0.091	-104.1
5400	0.538	137.7	3.49	36.1	0.086	22.5	0.072	-119.6
5600	0.550	133.6	3.31	32.9	0.085	21.4	0.059	-140.4
5800	0.565	129.8	3.14	30.1	0.086	20.6	0.056	-167.1
6000	0.584	126.4	2.99	26.9	0.085	18.4	0.067	168.0

S Parameter

(V_{CE} = 3 V, I_C = 10 mA, Z_O = 50 Ω)

f (MHz)	S11		S21		S12		S22	
	MAG	ANG(deg.)	MAG	ANG(deg.)	MAG	ANG(deg.)	MAG	ANG(deg.)
100	0.858	-9.2	25.03	171.8	0.006	53.4	0.975	-5.2
200	0.842	-17.1	24.50	164.9	0.010	78.2	0.967	-10.4
300	0.818	-25.4	23.79	157.8	0.013	71.9	0.938	-15.4
400	0.789	-33.3	23.02	151.5	0.018	72.2	0.904	-19.9
500	0.755	-41.1	22.18	145.6	0.022	67.5	0.867	-24.1
600	0.717	-48.4	21.18	139.8	0.025	63.7	0.825	-27.8
700	0.682	-55.6	20.23	134.6	0.028	62.9	0.785	-30.9
800	0.647	-62.3	19.28	129.8	0.030	59.2	0.746	-33.8
900	0.613	-69.0	18.37	125.4	0.032	58.0	0.708	-36.2
1000	0.580	-75.0	17.44	121.3	0.035	56.1	0.672	-38.5
1100	0.553	-80.7	16.57	117.4	0.038	54.5	0.640	-40.4
1200	0.524	-86.4	15.74	113.8	0.039	53.4	0.609	-42.2
1300	0.499	-91.7	14.96	110.5	0.041	52.9	0.581	-43.6
1400	0.474	-97.2	14.23	107.3	0.042	51.3	0.555	-44.8
1500	0.455	-102.7	13.58	104.2	0.044	51.7	0.530	-46.0
1600	0.438	-107.8	12.96	101.4	0.045	50.7	0.506	-47.1
1700	0.424	-112.8	12.38	98.8	0.046	50.0	0.485	-48.2
1800	0.410	-117.3	11.82	96.4	0.048	49.9	0.463	-49.0
1900	0.398	-121.9	11.32	94.0	0.050	48.9	0.444	-49.9
2000	0.387	-126.6	10.87	91.5	0.051	48.4	0.426	-50.7
2200	0.367	-136.3	10.01	87.1	0.054	48.0	0.391	-52.3
2400	0.359	-145.8	9.28	82.9	0.056	47.5	0.360	-53.7
2600	0.357	-154.2	8.63	79.1	0.060	46.6	0.330	-55.4
2800	0.355	-162.0	8.06	75.3	0.062	46.6	0.302	-57.1
3000	0.354	-170.1	7.53	71.7	0.064	45.0	0.275	-58.8
3200	0.360	-177.9	7.06	68.2	0.067	44.1	0.250	-60.8
3400	0.371	175.4	6.65	64.7	0.070	43.1	0.224	-63.1
3600	0.381	169.1	6.27	61.4	0.072	42.3	0.198	-65.2
3800	0.389	162.9	5.91	58.1	0.074	41.6	0.173	-67.3
4000	0.400	156.9	5.56	55.1	0.076	40.6	0.147	-69.7
4200	0.413	152.1	5.26	52.1	0.078	39.9	0.125	-72.2
4400	0.426	148.6	4.99	49.4	0.081	39.7	0.104	-76.7
4600	0.442	144.6	4.77	46.4	0.084	37.9	0.083	-85.4
4800	0.461	140.0	4.52	43.1	0.085	36.5	0.059	-100.8
5000	0.481	136.1	4.29	40.3	0.087	34.9	0.041	-125.2
5200	0.498	132.9	4.08	37.3	0.088	33.8	0.036	-167.0
5400	0.516	129.8	3.87	34.5	0.090	32.3	0.048	159.6
5600	0.531	126.3	3.67	31.7	0.089	31.2	0.066	141.8
5800	0.547	123.1	3.48	29.1	0.091	29.8	0.088	131.2
6000	0.568	120.2	3.31	26.2	0.091	27.8	0.113	125.5

S Parameter

(V_{CE} = 3 V, I_C = 20 mA, Z_O = 50 Ω)

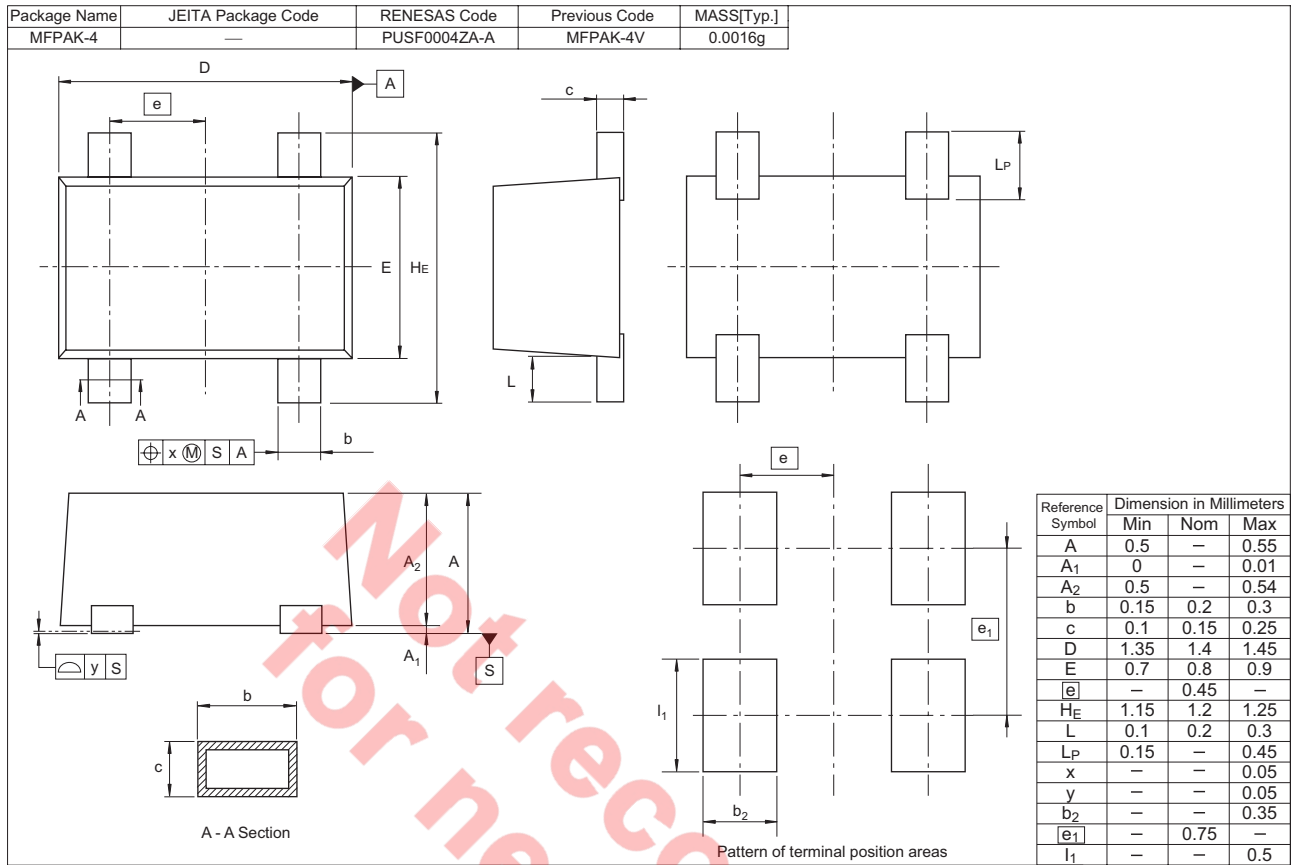
f (MHz)	S11		S21		S12		S22	
	MAG	ANG(deg.)	MAG	ANG(deg.)	MAG	ANG(deg.)	MAG	ANG(deg.)
100	0.743	-12.9	40.70	168.3	0.005	-4.2	0.961	-7.1
200	0.714	-25.5	38.93	158.5	0.010	79.3	0.929	-14.7
300	0.671	-37.2	36.62	149.1	0.013	71.4	0.878	-21.1
400	0.624	-48.1	34.15	141.1	0.014	69.1	0.816	-26.6
500	0.576	-58.0	31.56	133.9	0.019	63.5	0.759	-30.9
600	0.529	-66.8	29.04	127.5	0.021	61.0	0.701	-34.3
700	0.490	-75.2	26.73	122.1	0.022	62.1	0.651	-37.0
800	0.453	-82.6	24.65	117.4	0.025	58.8	0.608	-39.1
900	0.425	-89.8	22.80	113.3	0.027	59.4	0.568	-40.8
1000	0.399	-96.1	21.14	109.6	0.029	58.8	0.534	-42.3
1100	0.377	-102.2	19.70	106.2	0.032	57.6	0.503	-43.4
1200	0.356	-108.1	18.38	103.1	0.032	56.8	0.476	-44.3
1300	0.339	-113.9	17.23	100.2	0.033	57.4	0.452	-45.0
1400	0.326	-119.5	16.18	97.6	0.035	56.5	0.431	-45.6
1500	0.316	-125.1	15.27	95.1	0.038	58.3	0.412	-46.1
1600	0.309	-130.2	14.44	92.8	0.038	57.1	0.393	-46.7
1700	0.303	-135.1	13.70	90.6	0.041	57.2	0.376	-47.3
1800	0.296	-139.6	13.00	88.6	0.042	57.0	0.360	-47.5
1900	0.292	-144.1	12.38	86.5	0.043	56.5	0.345	-48.1
2000	0.287	-148.6	11.82	84.5	0.045	57.5	0.331	-48.5
2200	0.283	-158.1	10.80	80.8	0.049	56.7	0.304	-49.4
2400	0.289	-166.6	9.95	77.3	0.052	56.1	0.280	-50.3
2600	0.298	-173.5	9.22	74.0	0.056	55.1	0.256	-51.6
2800	0.304	179.9	8.58	70.7	0.059	54.6	0.231	-53.1
3000	0.312	172.9	7.99	67.5	0.062	53.0	0.210	-54.3
3200	0.325	166.6	7.48	64.4	0.065	52.0	0.187	-56.2
3400	0.342	161.3	7.04	61.3	0.069	51.3	0.164	-58.4
3600	0.356	156.5	6.62	58.4	0.071	49.8	0.141	-60.3
3800	0.367	151.2	6.23	55.3	0.074	49.0	0.118	-61.9
4000	0.382	146.3	5.87	52.6	0.077	47.5	0.094	-63.9
4200	0.398	142.6	5.55	49.9	0.079	46.8	0.073	-65.9
4400	0.412	140.0	5.26	47.4	0.083	46.1	0.053	-71.6
4600	0.428	137.0	5.02	44.7	0.086	44.2	0.033	-90.6
4800	0.449	133.1	4.76	41.6	0.088	42.4	0.019	-150.0
5000	0.471	129.8	4.52	38.9	0.090	40.8	0.032	151.9
5200	0.490	127.2	4.29	36.2	0.091	39.2	0.055	133.9
5400	0.508	124.6	4.07	33.5	0.093	37.9	0.079	125.9
5600	0.523	121.6	3.86	30.9	0.094	36.6	0.102	120.9
5800	0.542	118.8	3.66	28.4	0.095	34.9	0.126	116.8
6000	0.563	116.3	3.48	25.7	0.096	32.8	0.153	114.8

S Parameter

(V_{CE} = 3 V, I_C = 50 mA, Z_O = 50 Ω)

f (MHz)	S11		S21		S12		S22	
	MAG	ANG(deg.)	MAG	ANG(deg.)	MAG	ANG(deg.)	MAG	ANG(deg.)
100	0.433	-27.2	49.96	163.4	0.007	39.6	0.800	-8.9
200	0.409	-52.0	45.46	149.3	0.009	65.3	0.743	-18.7
300	0.384	-73.1	40.04	137.3	0.010	57.5	0.670	-25.1
400	0.365	-91.1	34.94	128.0	0.011	61.8	0.599	-29.4
500	0.351	-105.4	30.50	120.6	0.015	62.3	0.544	-31.9
600	0.341	-117.7	26.85	114.6	0.017	60.5	0.496	-33.3
700	0.338	-127.5	23.87	109.8	0.019	62.7	0.460	-34.2
800	0.333	-135.8	21.42	105.7	0.021	59.8	0.430	-34.7
900	0.334	-142.8	19.38	102.2	0.022	62.1	0.405	-35.0
1000	0.332	-148.9	17.67	99.0	0.025	61.5	0.384	-35.2
1100	0.334	-154.5	16.25	96.2	0.026	61.1	0.365	-35.1
1200	0.333	-159.6	14.99	93.6	0.028	62.0	0.351	-35.2
1300	0.335	-164.2	13.93	91.2	0.029	63.8	0.338	-35.0
1400	0.338	-168.4	12.99	89.0	0.031	62.3	0.327	-34.9
1500	0.342	-172.2	12.18	86.8	0.033	63.6	0.316	-34.9
1600	0.346	-175.4	11.45	84.8	0.035	63.2	0.305	-34.9
1700	0.351	-178.4	10.82	83.0	0.036	62.4	0.296	-35.2
1800	0.353	178.7	10.23	81.2	0.038	63.2	0.286	-34.9
1900	0.356	175.8	9.71	79.4	0.040	61.6	0.277	-35.2
2000	0.360	172.9	9.24	77.6	0.042	62.8	0.268	-35.2
2200	0.370	167.1	8.40	74.3	0.046	62.0	0.251	-35.5
2400	0.385	162.7	7.71	71.0	0.049	61.5	0.235	-35.9
2600	0.398	158.8	7.12	68.0	0.053	60.4	0.218	-36.4
2800	0.408	154.9	6.61	64.9	0.056	59.6	0.199	-37.0
3000	0.420	150.6	6.14	62.0	0.060	58.2	0.183	-37.4
3200	0.435	146.8	5.74	59.1	0.063	57.1	0.165	-38.2
3400	0.452	143.7	5.39	56.2	0.067	56.0	0.146	-38.7
3600	0.465	140.5	5.07	53.3	0.070	54.5	0.127	-38.4
3800	0.476	136.9	4.76	50.4	0.072	53.6	0.109	-37.3
4000	0.490	133.6	4.48	47.9	0.076	52.5	0.090	-35.4
4200	0.505	131.3	4.24	45.3	0.078	51.2	0.072	-32.3
4400	0.517	129.3	4.02	42.8	0.082	50.9	0.054	-28.8
4600	0.532	126.9	3.84	40.1	0.085	48.8	0.034	-21.0
4800	0.549	124.1	3.64	37.2	0.087	46.4	0.018	23.0
5000	0.567	121.8	3.45	34.6	0.090	45.2	0.027	81.2
5200	0.582	119.7	3.28	31.9	0.091	43.8	0.047	98.5
5400	0.597	117.7	3.11	29.4	0.093	42.3	0.068	104.1
5600	0.609	115.3	2.96	26.8	0.094	41.0	0.090	106.0
5800	0.625	113.1	2.81	24.4	0.096	39.5	0.111	106.4
6000	0.642	111.1	2.68	21.8	0.096	37.2	0.136	107.2

Package Dimensions



Ordering Information

Part No.	Quantity	Shipping Container
RQG1004UP-TL-E	10000 pcs	φ178 mm reel, 8 mm emboss taping

Note: For some grades, production may be terminated. Please contact the Renesas sales office to check the state of production before ordering the product.

Notes:

1. This document is provided for reference purposes only so that Renesas customers may select the appropriate Renesas products for their use. Renesas neither makes warranties or representations with respect to the accuracy or completeness of the information contained in this document nor grants any license to any intellectual property rights or any other rights of Renesas or any third party with respect to the information in this document.
2. Renesas shall have no liability for damages or infringement of any intellectual property or other rights arising out of the use of any information in this document, including, but not limited to, product data, diagrams, charts, programs, algorithms, and application circuit examples.
3. You should not use the products or the technology described in this document for the purpose of military applications such as the development of weapons of mass destruction or for the purpose of any other military use. When exporting the products or technology described herein, you should follow the applicable export control laws and regulations, and procedures required by such laws and regulations.
4. All information included in this document such as product data, diagrams, charts, programs, algorithms, and application circuit examples, is current as of the date this document is issued. Such information, however, is subject to change without any prior notice. Before purchasing or using any Renesas products listed in this document, please confirm the latest product information with a Renesas sales office. Also, please pay regular and careful attention to additional and different information to be disclosed by Renesas such as that disclosed through our website. (<http://www.renesas.com>)
5. Renesas has used reasonable care in compiling the information included in this document, but Renesas assumes no liability whatsoever for any damages incurred as a result of errors or omissions in the information included in this document.
6. When using or otherwise relying on the information in this document, you should evaluate the information in light of the total system before deciding about the applicability of such information to the intended application. Renesas makes no representations, warranties or guarantees regarding the suitability of its products for any particular application and specifically disclaims any liability arising out of the application and use of the information in this document or Renesas products.
7. With the exception of products specified by Renesas as suitable for automobile applications, Renesas products are not designed, manufactured or tested for applications or otherwise in systems the failure or malfunction of which may cause a direct threat to human life or create a risk of human injury or which require especially high quality and reliability such as safety systems, or equipment or systems for transportation and traffic, healthcare, combustion control, aerospace and aeronautics, nuclear power, or undersea communication transmission. If you are considering the use of our products for such purposes, please contact a Renesas sales office beforehand. Renesas shall have no liability for damages arising out of the uses set forth above.
8. Notwithstanding the preceding paragraph, you should not use Renesas products for the purposes listed below:
 - (1) artificial life support devices or systems
 - (2) surgical implantations
 - (3) healthcare intervention (e.g., excision, administration of medication, etc.)
 - (4) any other purposes that pose a direct threat to human lifeRenesas shall have no liability for damages arising out of the uses set forth in the above and purchasers who elect to use Renesas products in any of the foregoing applications shall indemnify and hold harmless Renesas Technology Corp., its affiliated companies and their officers, directors, and employees against any and all damages arising out of such applications.
9. You should use the products described herein within the range specified by Renesas, especially with respect to the maximum rating, operating supply voltage range, movement power voltage range, heat radiation characteristics, installation and other product characteristics. Renesas shall have no liability for malfunctions or damages arising out of the use of Renesas products beyond such specified ranges.
10. Although Renesas endeavors to improve the quality and reliability of its products, IC products have specific characteristics such as the occurrence of failure at a certain rate and malfunctions under certain use conditions. Please be sure to implement safety measures to guard against the possibility of physical injury, and injury or damage caused by fire in the event of the failure of a Renesas product, such as safety design for hardware and software including but not limited to redundancy, fire control and malfunction prevention, appropriate treatment for aging degradation or any other applicable measures. Among others, since the evaluation of microcomputer software alone is very difficult, please evaluate the safety of the final products or system manufactured by you.
11. In case Renesas products listed in this document are detached from the products to which the Renesas products are attached or affixed, the risk of accident such as swallowing by infants and small children is very high. You should implement safety measures so that Renesas products may not be easily detached from your products. Renesas shall have no liability for damages arising out of such detachment.
12. This document may not be reproduced or duplicated, in any form, in whole or in part, without prior written approval from Renesas.
13. Please contact a Renesas sales office if you have any questions regarding the information contained in this document, Renesas semiconductor products, or if you have any other inquiries.



RENESAS SALES OFFICES

<http://www.renesas.com>

Refer to "<http://www.renesas.com/en/network>" for the latest and detailed information.

Renesas Technology America, Inc.
450 Holger Way, San Jose, CA 95134-1368, U.S.A
Tel: <1> (408) 382-7500, Fax: <1> (408) 382-7501

Renesas Technology Europe Limited
Dukes Meadow, Millboard Road, Bourne End, Buckinghamshire, SL8 5FH, U.K.
Tel: <44> (1628) 585-100, Fax: <44> (1628) 585-900

Renesas Technology (Shanghai) Co., Ltd.
Unit 204, 205, AZIACenter, No.1233 Lujiazui Ring Rd, Pudong District, Shanghai, China 200120
Tel: <86> (21) 5877-1818, Fax: <86> (21) 6887-7898

Renesas Technology Hong Kong Ltd.
7th Floor, North Tower, World Finance Centre, Harbour City, 1 Canton Road, Tsimshatsui, Kowloon, Hong Kong
Tel: <852> 2265-6688, Fax: <852> 2730-6071

Renesas Technology Taiwan Co., Ltd.
10th Floor, No.99, Fushing North Road, Taipei, Taiwan
Tel: <886> (2) 2715-2888, Fax: <886> (2) 2713-2999

Renesas Technology Singapore Pte. Ltd.
1 Harbour Front Avenue, #06-10, Keppel Bay Tower, Singapore 098632
Tel: <65> 6213-0200, Fax: <65> 6278-8001

Renesas Technology Korea Co., Ltd.
Kukje Center Bldg. 18th Fl., 191, 2-ka, Hangang-ro, Yongsan-ku, Seoul 140-702, Korea
Tel: <82> (2) 796-3115, Fax: <82> (2) 796-2145

Renesas Technology Malaysia Sdn. Bhd
Unit 906, Block B, Menara Amcorp, Amcorp Trade Centre, No.18, Jalan Persiaran Barat, 46050 Petaling Jaya, Selangor Darul Ehsan, Malaysia
Tel: <603> 7955-9390, Fax: <603> 7955-9510