

MARKET PLACE EXPLANATION MATERIAL

2020_12_15
RENESAS ELECTRONICS COOPERATION

Contact Address
r-car-market-place@lm.renesas.com

ADM5-20-0125

CONTENTS

▪ Overview of Market Place	Page 03
– Marketplace contribution for customer development	Page 04
– What can do at Market Place	Page 05
– Rich content is available on Market Place	Page 06
▪ Detail Introduction	Page 07
– How to register and log in	Page 08
– What kind of content can be downloaded?	Page 19
– How to learn R-Car technical knowledge	Page 22
– How to discuss community members	Page 24
▪ Appendix	Page 25
– Promotional contents	Page 26
– Contact	Page 27

OVERVIEW OF MARKET PLACE

MARKETPLACE CONTRIBUTION FOR CUSTOMER DEVELOPMENT

Customer requirement

Need to get appropriate contents quickly...

- How to access to document store quickly ?
- How to get technical solution quickly ?
- How to get evaluation software quickly ?

Market Place is opened

Easy to find !

Find rich contents of evaluation SW, hardware manual, technical info. by Market Place web system

Easy to access !

Quick download for rich contents from Market Place by registration **USERS.** (NDA contract customer and plan for NDA)

Easy to Evaluate !

Quick download for evaluation SW including Proactive Partner solution by Market Place web system

WHAT CAN DO AT MARKET PLACE

- R-Car technical information and SW can be downloaded from Market Place * Account registration is required.
 - Software: Linux BSP, Android BSP *Click-through license
 - Documents: Device manual, Technical update, Board manual
 - Learning contents: Application note, Video

- Get a reference design of the R-Car Consortium Proactive Partners
 - Introducing how to download or obtain partner solutions that have been evaluated on R-Car.

- Solve questions and issues in the Engineering community
 - Self-solving by FAQ and problem solving in the community where R-Car Developer discuss mutually

RICH CONTENT IS AVAILABLE ON MARKET PLACE

Easy to find

Present categorized technical information such as evaluation software and hardware manuals.

Easy to access

Enable to access rich contents(NDA) only by user registration.

Easy to Evaluate

Web-based click-through contract
Quick download for evaluation SW

Market Place -web page-

The screenshot shows the Market Place web page with a navigation menu on the left and a main content area on the right. The navigation menu includes: Market Place, Reference Designs, R-Car Software Environment Release Information, Documentation, Events, R-Car Educational Program, Solution Matching System (External Link), FAQ, Forum, and Contact. The main content area features buttons for Linux Software and Android Software, followed by a section for R-Car Software Environment Release Information. A disclaimer states that software is available for download subject to the Renesas Software License Agreement. Below this is a section for Linux Software with a table of releases.

Title	Description	Created	Note	Link
Linux Base package	R-car Gen3 Linux SW and Multimedia library (Yocto v3.21.0)	Oct 2020	-	Download
Linux IVI option	Optional video and audio codecs for IVI application (Yocto v3.21.0)	Oct 2020	Download and use of this software is subject to the terms of the Renesas Software License Agreement accepted at registration.	Download
Update Guide	Guide for updating Yocto v3.21.0 to the latest version	Oct 2020	-	Download

DETAIL INTRODUCTION

1.HOW TO REGISTER AND LOG IN(1)

■ Access to R-Car consortium homepage

- <https://www.renesas.com/br/en/support/partners/r-car-consortium>

➤ The page on the right is displayed.

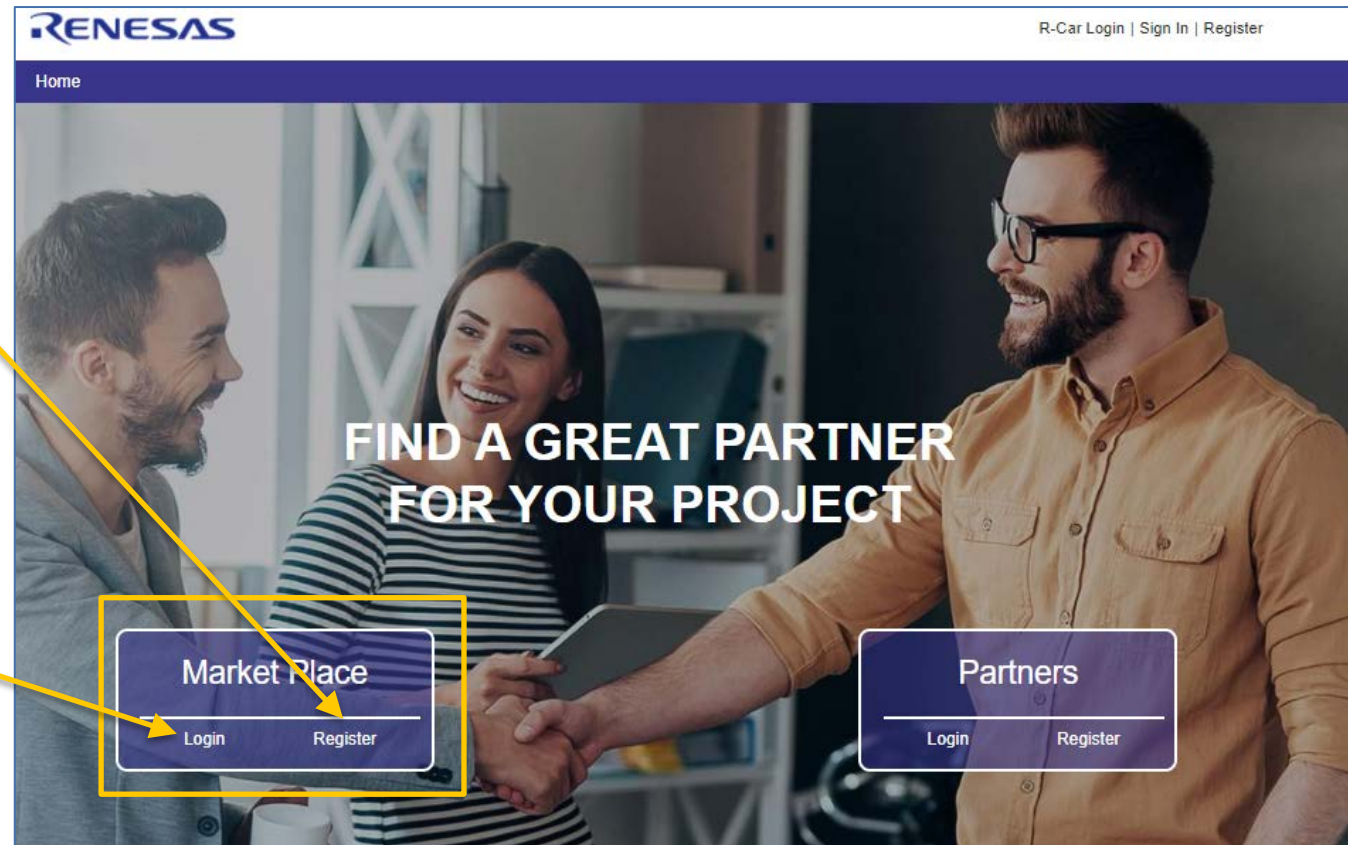
■ Click “Market Place”

➤ Move to registration and log in page

The screenshot shows the R-Car Consortium homepage. The navigation bar includes 'PRODUCTS', 'APPLICATIONS', 'DESIGN & SUPPORT', 'BUY & SAMPLE', and 'ABOUT'. The main content area is titled 'R-Car Consortium' and describes the consortium's mission. A yellow box highlights the 'For Customers' section, which includes 'Solution Matching System', 'Market Place*', 'R-Car Consortium Partners', 'R-Car FAQs', and 'Forum'. A blue arrow points from the 'Market Place*' link to a larger yellow box on the right side of the page, which also lists these same items. Another yellow box highlights the 'For Partners' section, which includes a 'MEMBERS LOGIN' button and links for 'How to Join R-Car Consortium', 'R-Car Development Support', and 'R-Car Consortium FAQs'. A third yellow box highlights the 'About Market Place' section, which provides contact information for account registration.

1.HOW TO REGISTER AND LOG IN(2)

- There are two box which are Market Place and Partners, please use Market Place box.
- For registration:
 - Click “Register” in Market Place box
 - Move to registration flow.
- For log in:
 - Click “Login” in Market Place box
 - Move to log in flow.



(*) Must be filled in.

1-1.REGISTRATION FLOW(STEP1)

■ This is the application screen for creating new account(step1).

■ Please fill in the following information.

- Country/Region(*)
- Language(*)
- Email Address(*)

*Please use your company email address.

■ For next step, click “Continue” button

RENEASAS

Home

Registration

Step 1: Location and Language Preferences
Step 2: User Detail Questions
Step 3: Partner Organization Questions

Country/Region: *
Japan

Language: *
English

Email Address: *

Continue

Control content Edit this page

(*) Must be filled in.

1-1.REGISTRATION FLOW(STEP2)

■ This is the application screen for creating new account(step2).

■ Please fill in the following information.

- Title
- Given Name / First Name(*)
- Family Name / Last Name(*)
- Job Title / Section(*)
- Office Phone number
- Cell Phone number

■ Please click “Next Step”

RENESAS

Home

Registration

Step 1 Step 2 Step 3

Title:
Please Select

Given Name / First Name: *

Family Name / Last Name: *

Job Title / Section: *

Email Address: *

Office Phone Number:

Cell Phone Number:

Next Step

Step 1: Location and Language Preferences
Step 2: User Detail Questions
Step 3: Partner Organization Questions

(*) Must be filled in.

1-1.REGISTRATION FLOW(STEP3)

- This is the application screen for creating new account(step3).
- Please fill in the following information.
 - Company Name(*)
 - Address(*)
 - City(*)
 - State/Province(*)
 - ZipPostal Code(*)
 - Organization URL(*)

RENESAS

Home

Registration

Step 1 Step 2 Step 3

Step 1: Location and Language Preferences
Step 2: User Detail Questions
Step 3: Partner Organization Questions

Organisation/Company Name: *

Address: *

City: *

State / Province: *
Select a value

Zip/Postal Code: *

Country/Region:
United States

Organisation URL: *

R-Car User Type *
Please Select

I accept the Terms & Conditions *
Check here to indicate that you have read and agree to the Renesas website terms of use and privacy policy

Next Step

(*) Must be filled in.

1-1.REGISTRATION FLOW(STEP3) -CONT.

- In Select R-Car User Type, if select Marketplace User(*), the check box will appear for confirming the NDA conclusion status and agreeing to a click-through license.

R-Car User Type *

Marketplace User

NDA **

Yes No

Please indicate your NDA status with Renesas above. If you select NO please click here to download the NDA form for your legal department. [NDA Form](#)

Do you accept the [Software Evaluation License](#)? *

Yes No

Check here to indicate that you have read and agree to the [NDA terms of use](#) and [privacy policy](#)

I accept the Terms & Conditions *

Check here to indicate that you have read and agree to the Renesas website [terms of use](#) and [privacy policy](#)

Next Step

- Please check “Yes” or “No” according NDA conclusion status of company.(*)
 - If there is no valid contract, select "No" to apply. Renesas will confirm the status after received the application.

[Notice]Do not pay attention to the text that follows the checkbox.

1-1.REGISTRATION FLOW(STEP3) -CONT.

(*) Must be filled in.

- Please check “Yes” or “No” after checking Software Evaluation License(*)

Note : The difference point about Software Evaluation License status is following

“Yes”, user can download SW package from Market Place site

“No”, user can access eLinux site from Market Place and can download SW package from eLinux site

*if you click “Software Evaluation License”, the contract is displayed.

R-Car User Type *

Marketplace User

NDA *

Yes No

Please indicate your NDA status with Renesas above. If you select NO please click here to download the NDA form for your legal department. [NDA Form](#)

Do you accept the [Software Evaluation License](#)?

Yes No

Check here to indicate that you have read and agree to the NDA [terms of use](#) and [privacy policy](#)

I accept the Terms & Conditions *

Check here to indicate that you have read and agree to the Renesas website [terms of use](#) and [privacy policy](#)

Next Step

Software Evaluation License

R-Car Gen3 Evaluation Software Package & Android BSP

How to download R-Car Gen3 Evaluation Software Package & Android BSP

In order to download the software, you need to accept the Software License Agreement.

Terms and Conditions of Software Evaluation License

This Terms and Conditions of Software Evaluation License (“Agreement”) is legally binding contract between Renesas Electronics Corporation (“RENESAS”) and you.

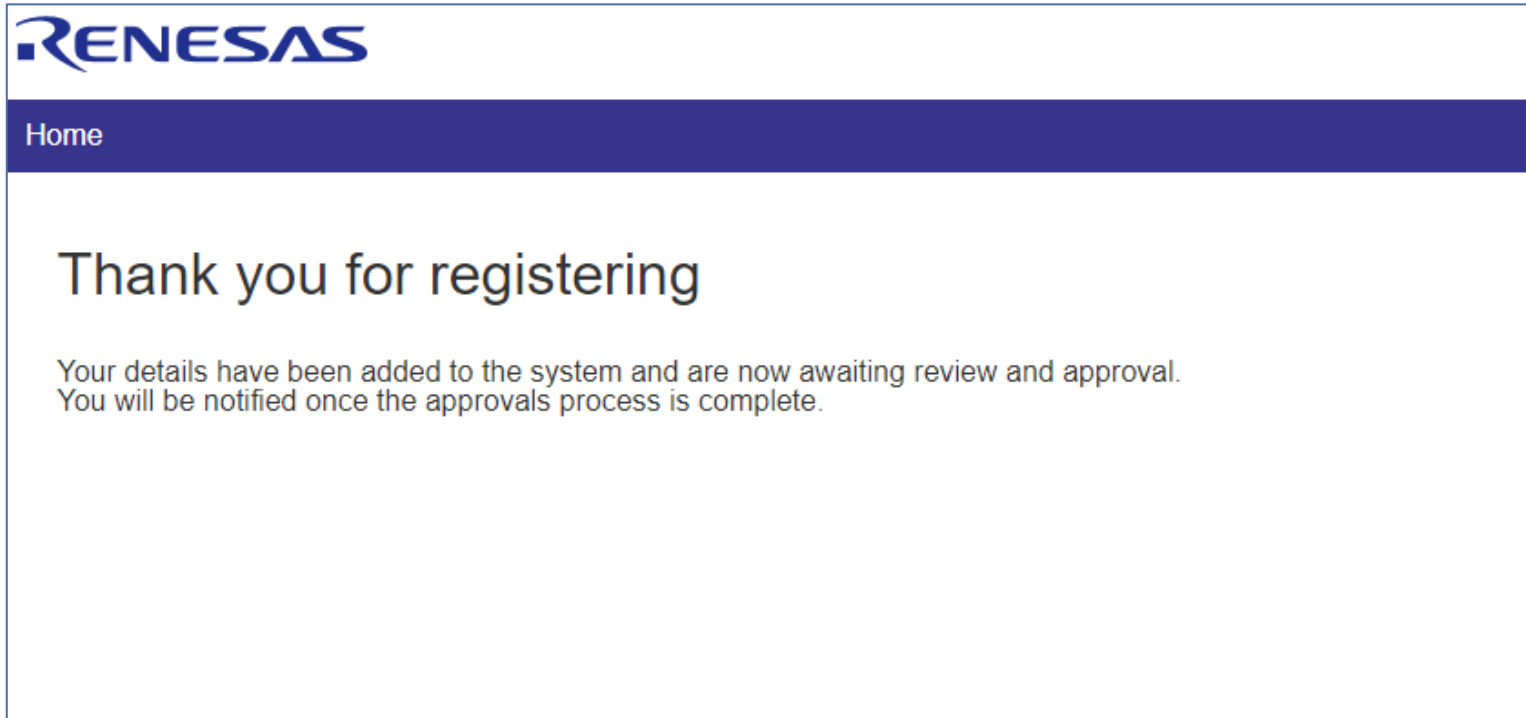
IT IS IMPORTANT THAT YOU READ CAREFULLY AND UNDERSTANDS THIS AGREEMENT. BY

*If you need the file of Software Evaluation License, please contact us.

- If you can accept the Terms & Conditions(*),
Please click “Next Step”


1-1.REGISTRATION FLOW(COMPLETED)

- When is your registration complete, the following screen will be displayed.



1-2.LOG IN FLOW

- If you click “Login” in Market Place box, move to this page
- Please fill in your account information, then click “Login” button.



RENESAS

Home

Market Place & R-Car Consortium Partner Login

Recommended browsers : Google Chrome, Microsoft Edge and Mozilla Firefox

[For Customers]
User account dedicated to Market Place is required to use Market Place and can be obtained from the top page.
If you already have registered username and password, please use them for login. Username of Market Place is same as your mail address.
Please notice that My Renesas account can NOT be used in Market Place.

[For Partners]
User account dedicated to R-Car Consortium member site is required to use R-Car Consortium member site.
* Please use the “Sign In” link in the top right corner of the top page for login, in case you already have My Renesas account registered to R-Car Consortium member site.

If you have any question regarding Market Place register, please access following mail-address
r-car-market-place@lm.renesas.com

Login

DO NOT use MyRenesas credentials

username

password

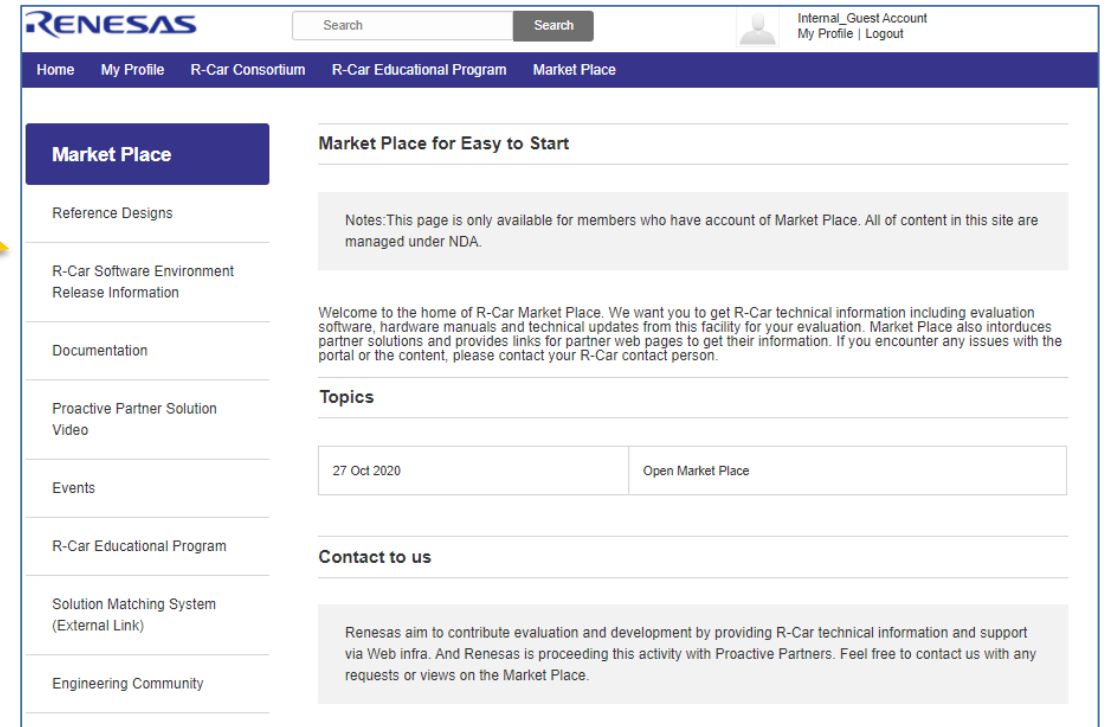
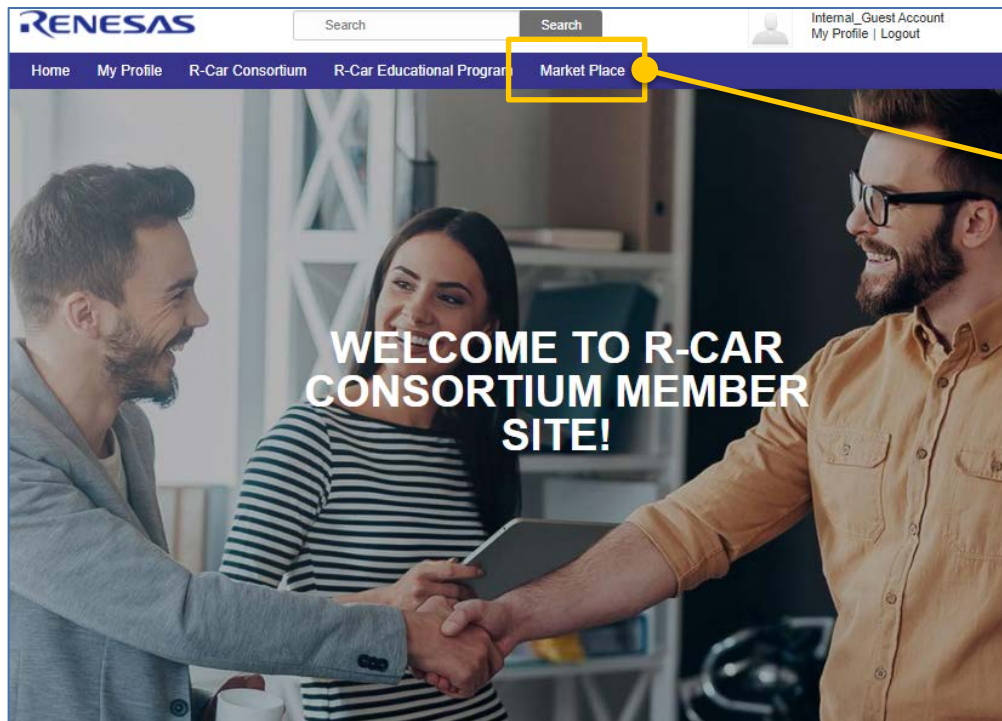
Remember Me

Login

[Forgotten your password?](#)

1-2.LOG IN FLOW -contd.

- After logging in, the page on the left will be displayed.
- Please click “Market Place”, then move to Market Place top page.



2-1.WHAT KIND OF CONTENT CAN BE DOWNLOADED? -SOFTWARE

- Reference Design: Proactive Partner in R-Car consortium provide their solution that have been evaluated using the R-Car.

The screenshot shows the 'Market Place' interface. On the left is a navigation menu with items: Reference Designs, R-Car Software Environment Release Information, Documentation, Proactive Partner Solution Video, Events, R-Car Educational Program, Solution Matching System (External Link), and Engineering Community. The main content area is titled 'Reference Designs' and includes a sub-section 'IVI/Cockpit' with a table of solutions. Annotations highlight the application filters (IVI/Cockpit, Instrument Cluster, ADAS, Gateway, Common), the overview text, the table content, the note field, and the partner link.

Market Place

Reference Designs

R-Car Software Environment Release Information

Documentation

Proactive Partner Solution Video

Events

R-Car Educational Program

Solution Matching System (External Link)

Engineering Community

Reference Designs

Proactive Partners provide solutions that have been confirmed to work on R-Car for each application.

IVI/Cockpit

Camera View

Hitachi Solutions Technology, Ltd.

Title	Description	Target Device	Created	Note	Link
Hitachi Solutions Technology, Ltd.	Camera View Image Solution	R-Car H3, M3, E3, D3, V3H, V3M	2020.10	Please check "ダウンロード" field on their site	Partner URL

FastBoot/QuickBoot

Ubiquitous AI Corporation

Annotations:

- Categorize solutions for each application. In addition, user can jump to the beginning of each application, since tab function was implemented for each button.
- Explain the overview of the solution
- It contains notes when move to the partner's website.
- This is a link to the partner's website. At the link destination, SW can be downloaded or a release can be requested.

2-2.WHAT KIND OF CONTENT CAN BE DOWNLOADED? -SOFTWARE

- R-Car Software Environment Release Information: Renesas release Linux Software and Android Software including BSP, GFX and Codecs.

The screenshot shows a web page titled "R-Car Software Environment Release Information". At the top, there are two tabs: "Linux Software" and "Android Software". Below the tabs is a section titled "Linux Software" containing a table with three rows of software releases. Below that is a section titled "Android Software" containing a table with one row of software releases. The page also features a left sidebar with navigation links and a "Back To Top" button at the bottom of each table.

Linux Software

Title	Description	Created	Note	Link
Linux Base package	R-car Gen3 Linux SW and Multimedia library (Yocto v3.21.0)	Oct 2020	-	Download
Linux IVI option	Optional video and audio codecs for IVI application (Yocto v3.21.0)	Oct 2020	Download and use of this software is subject to the terms of the Renesas Software License Agreement accepted at registration.	Download
Update Guide	Guide for updating Yocto v3.21.0 to the latest version	Oct 2020	-	Download

Android Software

Title	Description	Created	Note	Link
Android Base package and IVI option	Android 9 package for R-Car Gen3 (v5.3.0)	Oct 2020	Download and use of this software is subject to the terms of the Renesas Software License Agreement accepted at registration.	Download

User can jump to the beginning of Linux Software and Android Software using tab function

Linux Software is located and user can download SW from each link.

Android Software is located and user can download SW from each link.

2-3.WHAT KIND OF CONTENT CAN BE DOWNLOADED? -DOCUMENTS

- Documents: Renesas provide various documents from this page, currently Device manual, Technical update and Board manual are available.

The screenshot shows a web page with a sidebar on the left and a main content area. The sidebar includes links for Market Place, Reference Designs, R-Car Software Environment Release Information, Documentation, Proactive Partner Solution Video, Events, R-Car Educational Program, Solution Matching System (External Link), Engineering Community, and Contact. The main content area has three sections: Documentation (with a disclaimer), Device manual, and Technical update, each containing a table of documents. A fourth section, System evaluation board manuals, is also present. Callouts point to navigation buttons at the top, the document tables, and the disclaimer.

Device Manual **Technical Update** **Board Manual**

Documentation

The documents listed here are subject to Renesas NDA, please handle them carefully.

Device manual

Title	Description	Created	Link
Device manual and errata for 3rd-Generation R-Car Products	R-Car Gen3 Common User Manual 2.20	Jun 2020	Download

[Back To Top](#)

Technical update

Title	Description	Created	Link
Technical Updates for 3rd-Generation R-Car Products	R-Car Gen3 Technical Update for Rev.2.20 (0915)	Sep 2020	Download

[Back To Top](#)

System evaluation board manuals

Title	Description	Created	Link
Salvator-XS Common document for R-Car H3 / M3 / M3N	Manual	Oct 2020	Download
	Reference software	Oct 2020	Download
	Other related documents	Oct 2020	Download

User can jump to the beginning of each document.

Device manual is located and user can download from link.

Technical update is located and user can download from link.

System evaluation board manuals is located and user can download from link.

2-4.WHAT KIND OF CONTENT CAN BE DOWNLOADED? -VIDEO CONTENTS

- 2020 Proactive Partner Solution Video: Proactive partner provide solution introduction video, also inquiries about each solution can be sent directly by the user to the listed address.

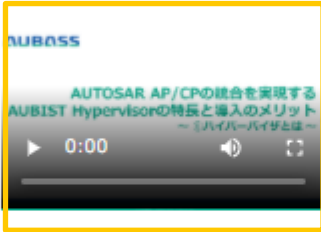
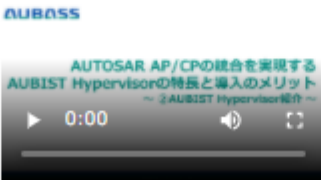
Market Place

- Reference Designs
- R-Car Software Environment Release Information
- Documentation
- Proactive Partner Solution Video**
- Events
- R-Car Educational Program
- Solution Matching System (External Link)
- Engineering Community
- Contact

2020 Proactive Partner Solution Video

This page lists 2020 Proactive Partner solution video. If you want to get more information, please access each partner's contact form/address or other link.

Note: These videos are presented in alphabetical order by partner company name.

	<table><tbody><tr><td>Name</td><td>AUBASS CO., LTD. / eSOL Co., Ltd.</td></tr><tr><td>Title</td><td>AUBIST Hypervisor - 1.What is a hypervisor? -</td></tr><tr><td>Overview</td><td>Hypervisor and technical element required for implementation</td></tr><tr><td>Contact</td><td>AUBASS / eSOL</td></tr><tr><td>Other Link</td><td>Questionnaire for this presentation</td></tr></tbody></table>	Name	AUBASS CO., LTD. / eSOL Co., Ltd.	Title	AUBIST Hypervisor - 1.What is a hypervisor? -	Overview	Hypervisor and technical element required for implementation	Contact	AUBASS / eSOL	Other Link	Questionnaire for this presentation
Name	AUBASS CO., LTD. / eSOL Co., Ltd.										
Title	AUBIST Hypervisor - 1.What is a hypervisor? -										
Overview	Hypervisor and technical element required for implementation										
Contact	AUBASS / eSOL										
Other Link	Questionnaire for this presentation										
	<table><tbody><tr><td>Name</td><td>AUBASS CO., LTD. / eSOL Co., Ltd.</td></tr><tr><td>Title</td><td>AUBIST Hypervisor - 2.Introduction of AUBIST -</td></tr><tr><td>Overview</td><td>Introducing 2 types of hypervisor solutions offered by AUBASS</td></tr><tr><td>Contact</td><td>AUBASS / eSOL</td></tr></tbody></table>	Name	AUBASS CO., LTD. / eSOL Co., Ltd.	Title	AUBIST Hypervisor - 2.Introduction of AUBIST -	Overview	Introducing 2 types of hypervisor solutions offered by AUBASS	Contact	AUBASS / eSOL		
Name	AUBASS CO., LTD. / eSOL Co., Ltd.										
Title	AUBIST Hypervisor - 2.Introduction of AUBIST -										
Overview	Introducing 2 types of hypervisor solutions offered by AUBASS										
Contact	AUBASS / eSOL										

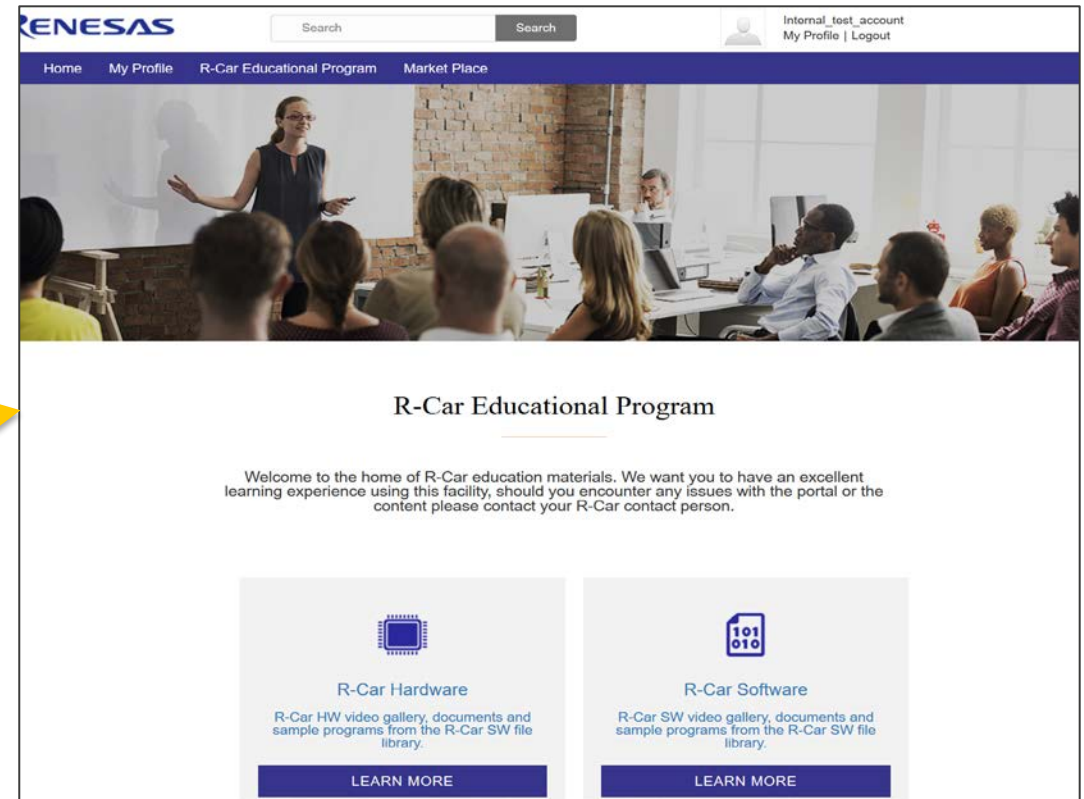
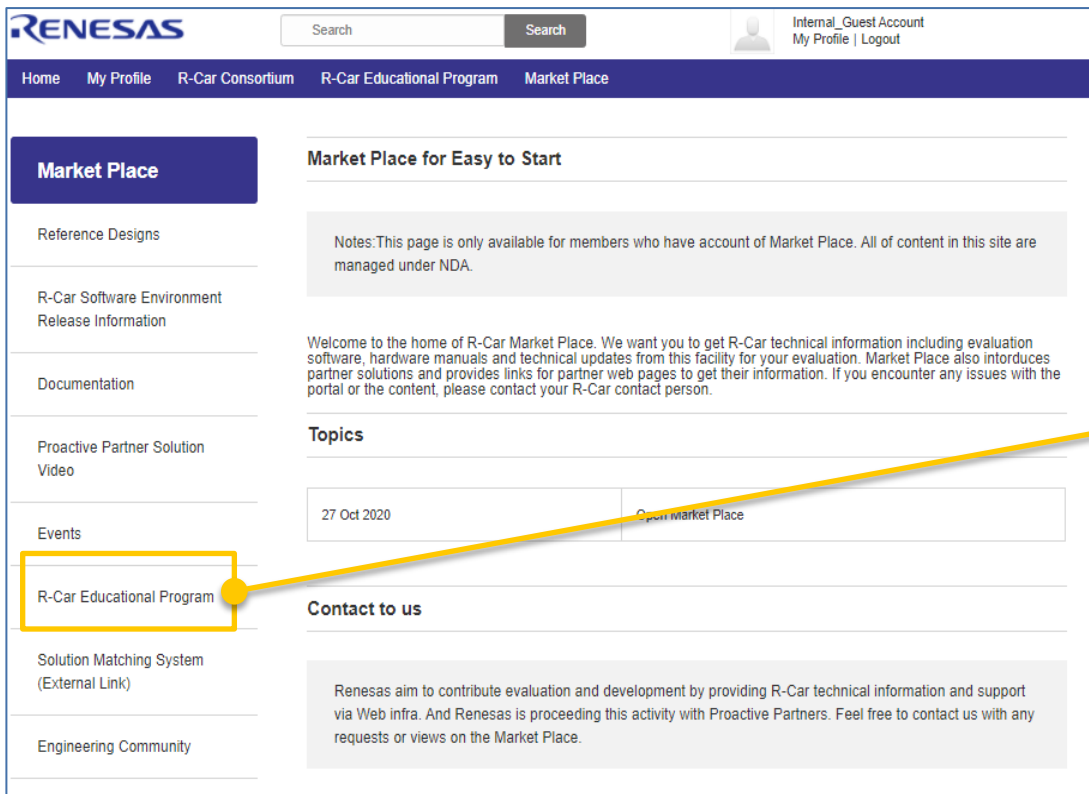
Video content
Click the play button to start the video.

User can contact to each partner member directly.

Proactive Partner provide links of their solution for introducing more information

3-1.HOW TO LEARN R-CAR TECHNICAL KNOWLEDGE –HOW TO ACCESS

- Educational program access: Educational Program menu is available in the side navigation of Market Place. Access the Educational Program with just one click.



3-2.HOW TO LEARN R-CAR TECHNICAL KNOWLEDGE -CONTENTS

- Educational program content: Educational Program has video content and document for HW and SW. The Video content adds narration that details the content of the technical documentation. In the document area, user can download Application Note.

Video content

R-Car Educational Program

R-Car Hardware Video

Software

Hardware


HW Videos

HW Documents

Inquiries (R-Car Educational Program)


Welcome to the R-Car HW learning video page. You can access on demand videos providing technical detail on Renesas R-Car software. Click on any thumbnail below to watch the video.

Remember to check back regularly as new video content will be published frequently!



0:36 / 16:08

DRAM I/F
Introduction of R-Car Gen3 DRAM
Interface Design



0:00 / 15:31

Power Domain Design
Introduction of R-Car Gen3 Power Domain
Design

Document

R-Car Educational Program

Software

Hardware

HW Videos

HW Documents

Inquiries (R-Car Educational Program)

Document Title	Document Description
Board Circuit Design Check List	This document summarizes the knowledge gained from board design by Renesas Electronics, provides specific design examples, and provides a checklist for designing circuits with third-generation R-Car series products, including peripheral components.
DRAM Backup	This application note explains how to use the function of third-generation R-Car series products for the contents of connected DRAM back up (mainly intended for use with LPDDR4 SDRAM).
DRAM Refresh Rate Setting	This application note describes the DRAM refresh rate setting for third generation R-Car series product.
DRAM Sample Program README	READ ME text file for R-Car Sample Programs
DRAM Sample Program R-Car D3	Sample program of DRAM refresh rate setting for R-Car D3
DRAM Sample Program R-Car E3	Sample program of DRAM refresh rate setting for R-Car E3
DRAM Sample Program R-Car	Sample program of DRAM refresh rate setting for R-Car Gen3 with LPDDR4

4.HOW TO DISCUSS COMMUNITY MEMBERS

- As for R-Car ecosystem forum, there are major two web site which are eLinux and Renesas rulz. Renesas will build a mechanism for these two websites to work together and propose it as an R-Car Engineering community.
- Community member can buy HW in market, and SW(*some restriction version) can download via eLinux site. Community members are using these HWs and SWs to evaluate R-Car.
- Market Place user can join this community and discuss own issue and question, also get the Information available from the FAQ site on eLinux, which is updated day by day.
- Renesas blog about engineering community
 - <https://www.idt.com/us/ja/blogs/realize-customer-value-automotive-business-series-2-r-car-s-engineering-community-website-now-open>

APPENDIX

PROMOTIONAL CONTENTS

■ Press release

- <http://www-stg.prn.concert.renesas.com/jp/ja/about/press-center/news/2020/news20201027.html>

■ Renesas blog

- <https://www.idt.com/us/ja/blogs/realize-customer-value-automotive-business-series-2-r-car-s-engineering-community-website-now-open>
- Proactive Partner 2020(*Market Place)

CONTACT

- Contact address
 - For customer: r-car-market-place@lm.renesas.com