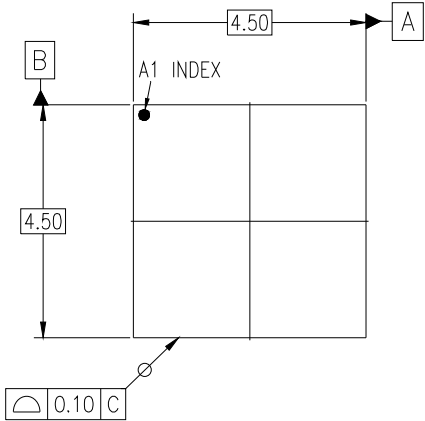
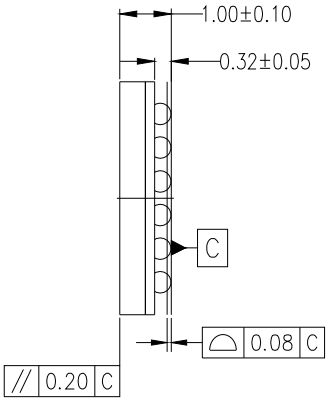


36-FCCSP, Package Outline Drawing

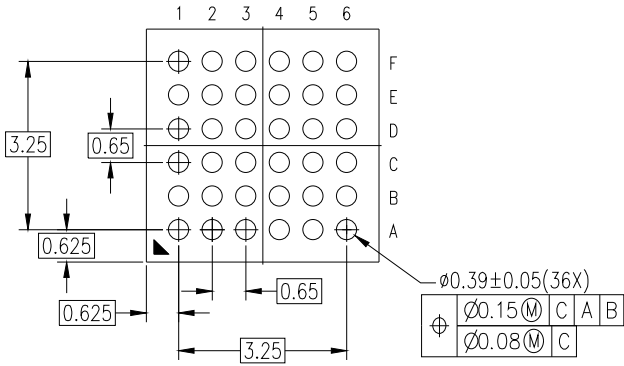
4.50 x 4.50 x 1.00 mm Body, 0.65mm Pitch
 AVG36D1, PSC-4872-01, Rev 01, Page 1



TOP VIEW



SIDE VIEW



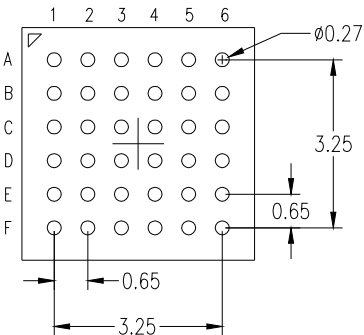
BOTTOM VIEW

NOTES:

1. ALL DIMENSION ARE IN MM. ANGLES IN DEGREES.
2. ALL DIMENSIONING AND TOLERANCING CONFORM TO ANSI Y14.5M-1982.

36-FCCSP, Package Outline Drawing

4.50 x 4.50 x 1.00 mm Body, 0.65mm Pitch
 AVG36D1, PSC-4872-01, Rev 01, Page 2



RECOMMENDED LAND PATTERN DIMENSION
 (TOP VIEW)

NOTES:

1. ALL DIMENSION ARE IN MM. ANGLES IN DEGREES.
2. TOP DOWN VIEW. AS VIEWED ON PCB.
3. LAND PATTERN RECOMMENDATION PER IPC-7351B GENERIC, NSMD.
 REQUIREMENT FOR SURFACE MOUNT DESIGN AND LAND PATTERN.

Package Revision History		
Date Created	Rev No.	Description
Oct. 22, 2020	Rev 01	Adjust font size