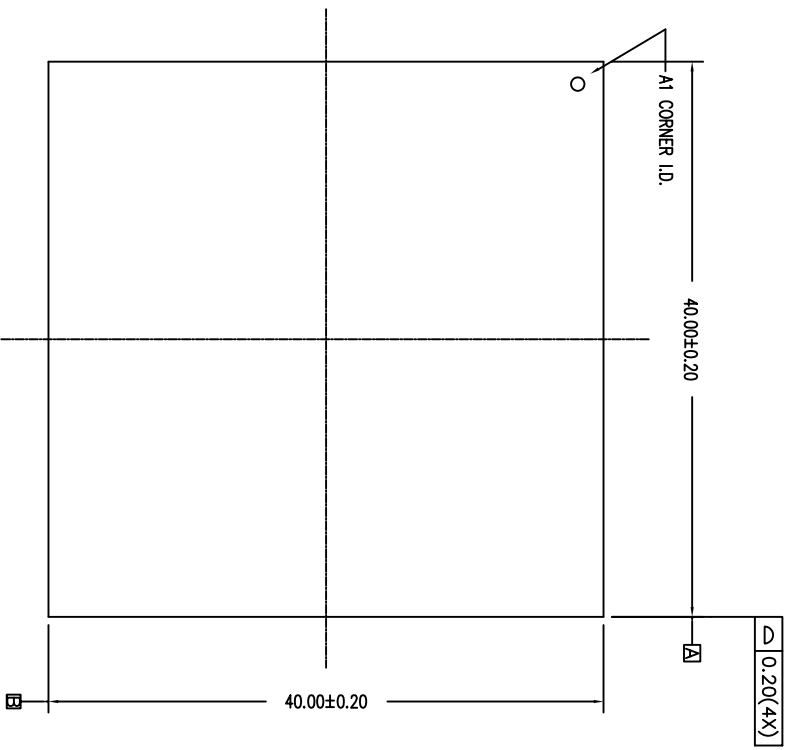
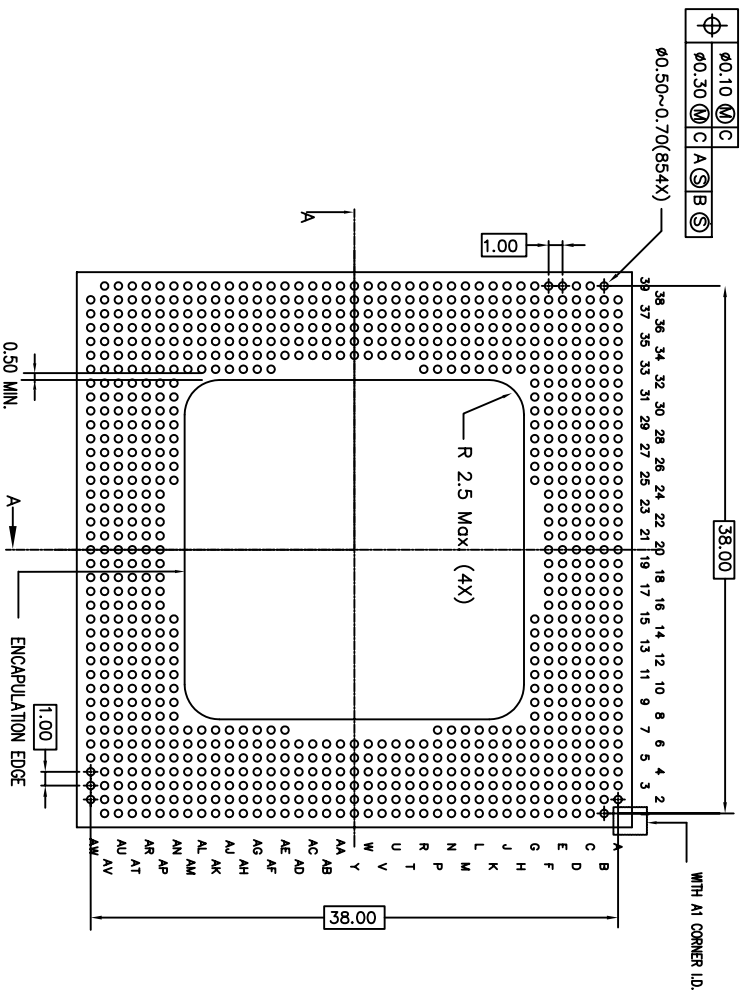


REVISIONS			
REV	DESCRIPTION	DATE	APPROVED
00	INITIAL RELEASE	10/03/02	P.Polk
01	COMBINE POD & LAND PATTERN	06/13/13	KS

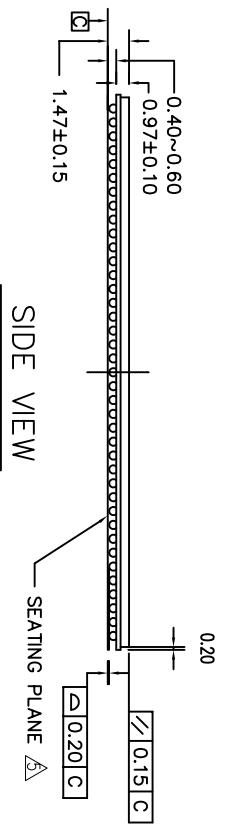
TOP VIEW



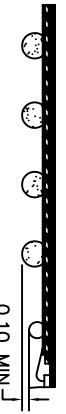
BOTTOM VIEW (BALL SIDE)



SIDE VIEW



SECTION A-A

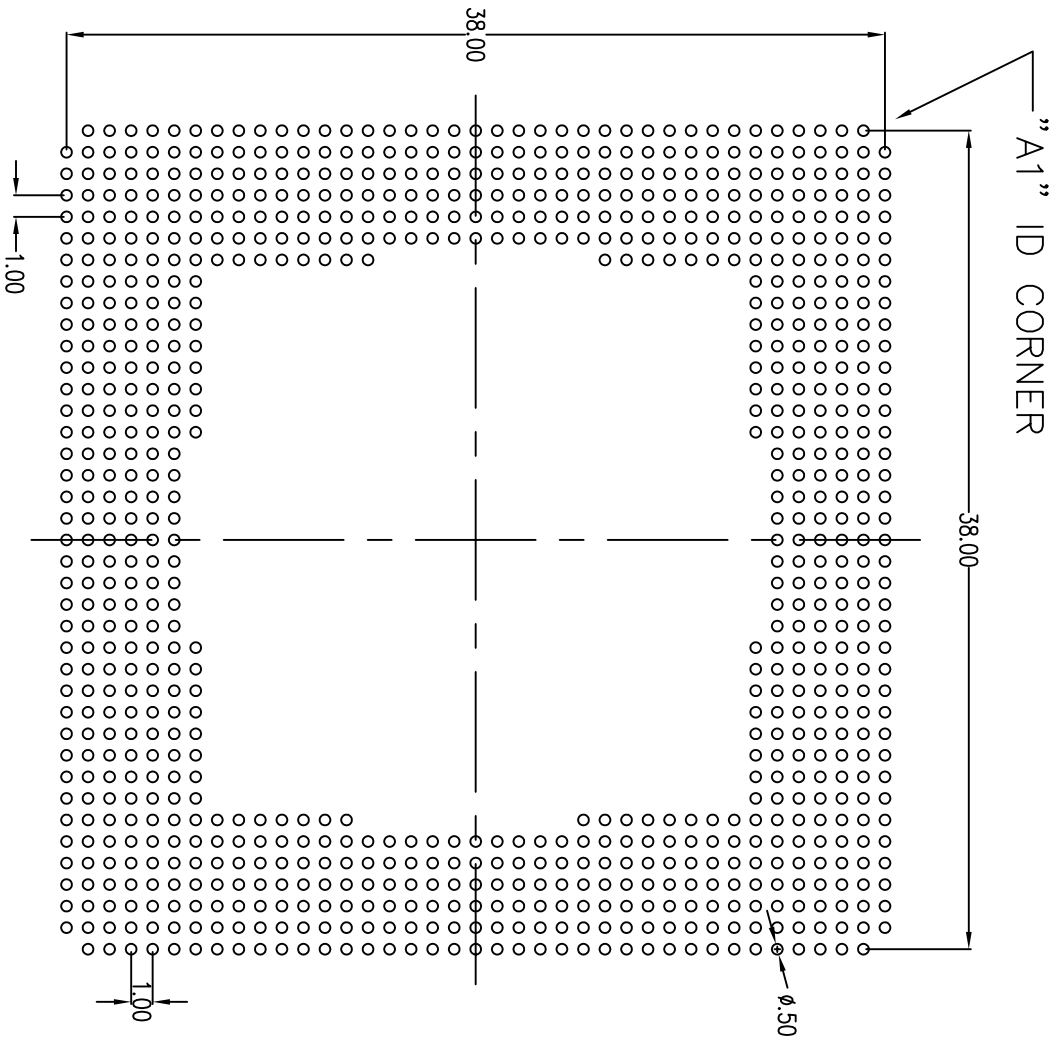


NOTES:

- 1 ALL DIMENSIONS ARE IN MILLIMETERS
 - 2 ALL DIMENSIONING AND TOLERANCING CONFORM TO ANSI Y14.5M-1982
 - 3 THE MAXIMUM SOLDER BALL MATRIX SIZE IS 39 X 39.
 - 4 THE BALL COUNT NUMBER IS 854.
- SEATING PLANE AND PRIMARY DATUM \square -C ARE DEFINED BY THE SPHERICAL CROWNS OF THE SOLDER BALLS

TOLERANCES UNLESS SPECIFIED		6024 SILVER CREEK VALLEY ROAD San Jose, CA 95138 PHONE: (408) 284-8200 FAX: (408) 492-8674	
DECIMAL	ANGULAR	DATE	TITLE
XXX±	±	10/03/02	BX 854 PACKAGE OUTLINE
XXXX±			40.0 X 40.0 mm BODY
XXXX±			1.0 mm BALL PITCH SBGA
APPROVALS	DATE	SIZE	DRAWING No.
DRAWN <i>pep/0</i>	10/03/02	C	PSC-4117
CHECKED			
			REV 01
DO NOT SCALE DRAWING			SHEET 1 OF 2

REVISIONS			
REV	DESCRIPTION	DATE	APPROVED
00	INITIAL RELEASE	10/03/02	P.Poir
01	COMBINE POD & LAND PATTERN	06/13/13	KS



RECOMMENDED LAND PATTERN DIMENSION

NOTE:

- 1) ALL dimensions are in mm, Angles in degrees.
- 2) Top down view, as view on PCB.
- 3) NSMD Land Pattern Assumed
- 4) Land Pattern Recommendation as per IPC-7351B generic requirement for surface mount design and Land Pattern.

TOLERANCES UNLESS SPECIFIED			
DECIMAL	ANGULAR		
XX.X	±		
XXX.X			
XXXX.X			
APPROVALS	DATE	TITLE	
DRAWN <i>gpc/p</i>	10/03/02	BX 854 PACKAGE OUTLINE	
CHECKED		40.0 X 40.0 mm BODY	
		1.0 mm BALL PITCH SBGA	
		SIZE	DRAWING No.
		C	PSC-4117
		DO NOT SCALE DRAWING	REV
			01
			SHEET 2 OF 2

IDT 6024 SILVER CREEK VALLEY ROAD
 San Jose, CA 95138
 PHONE: (408) 284-8200
 FAX: (408) 492-8674
 www.IDT.com