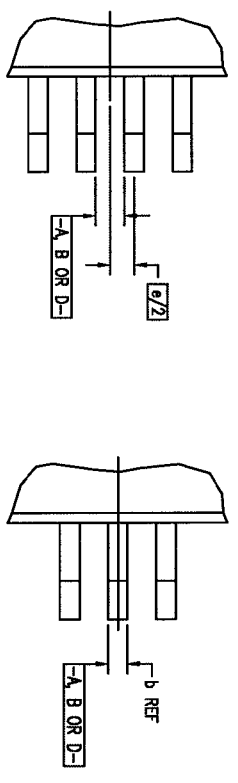


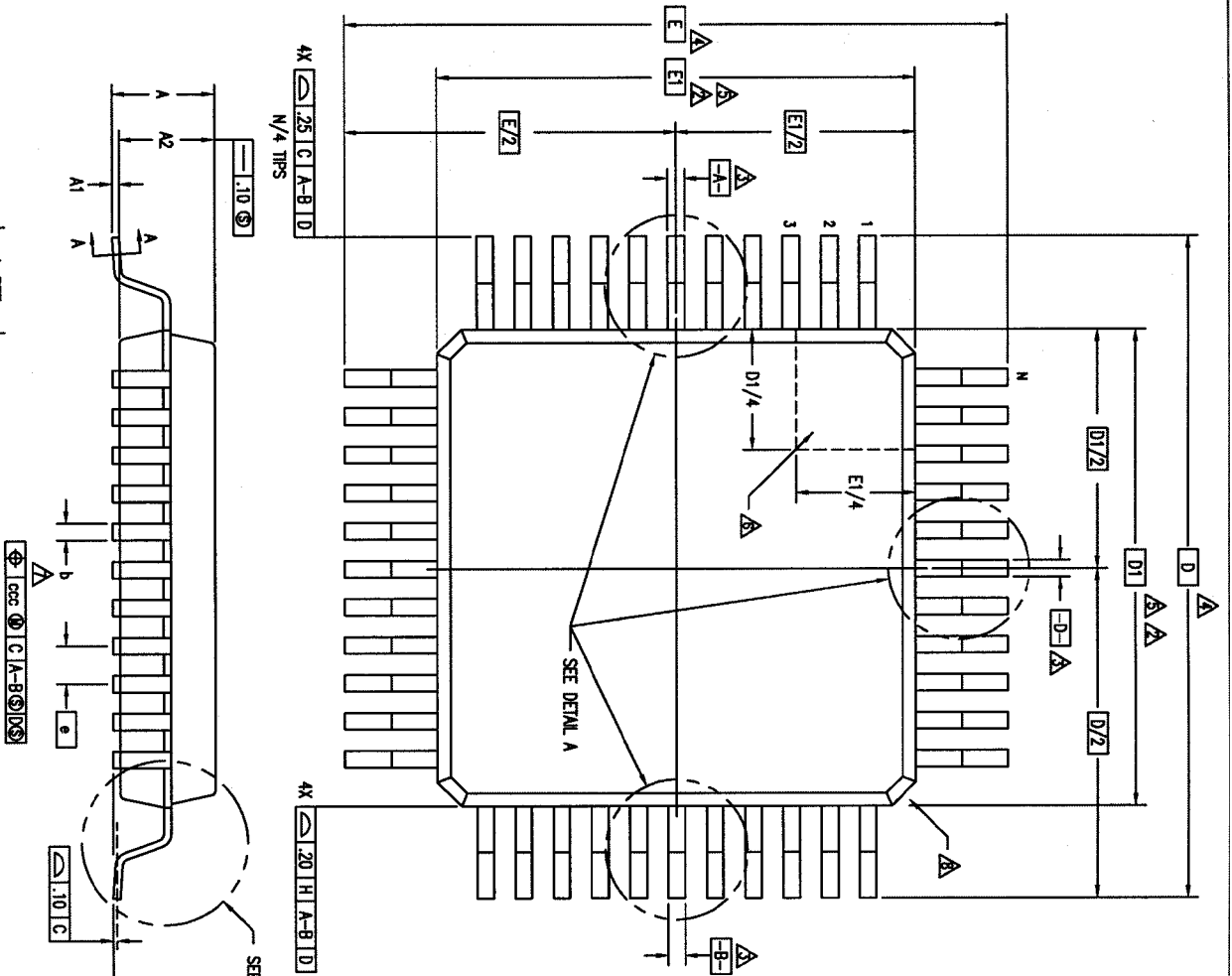
REVISIONS				
DCN	REV	DESCRIPTION	DATE	APPROVED
62415	00	INITIAL RELEASE	10/25/99	<i>[Signature]</i>

EVEN LEAD SIDES

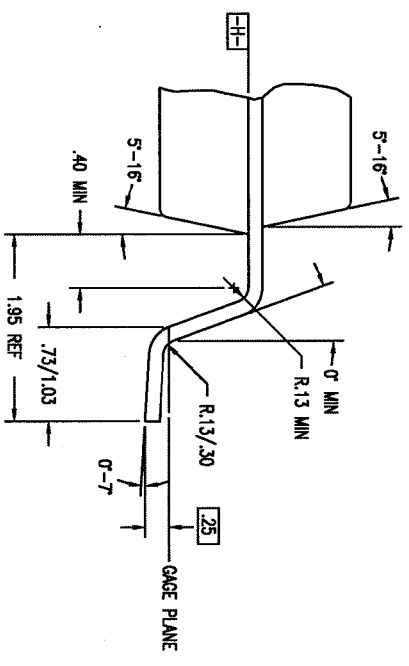
ODD LEAD SIDES



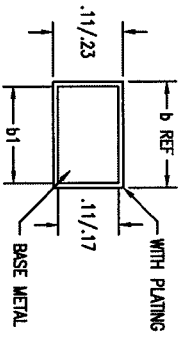
DETAIL A



DETAIL B



SECTION A-A



TOLERANCES UNLESS SPECIFIED		INTEGRATED DEVICE TECHNOLOGY, INC.	
DECIMAL	±	2975 Stoner Way, Santa Clara, CA 85054	
ANGULAR	±	PHONE: (408) 727-6118	
XXX		FAX: (408) 492-9874	
XXXX		TWC: 910-339-2070	
XXXXX			
APPROVALS	DATE	TITLE	DB PACKAGE OUTLINE
DRAWN <i>SY</i>	10/23/99	SIZE	10.0 X 10.0 X 2.00mm PQFP
CHECKED		DRAWING No.	1.95/15 FORM
		DO NOT SCALE DRAWING	
		SIZE	PSC-4082
		REV	00
		SHEET	1 OF 2

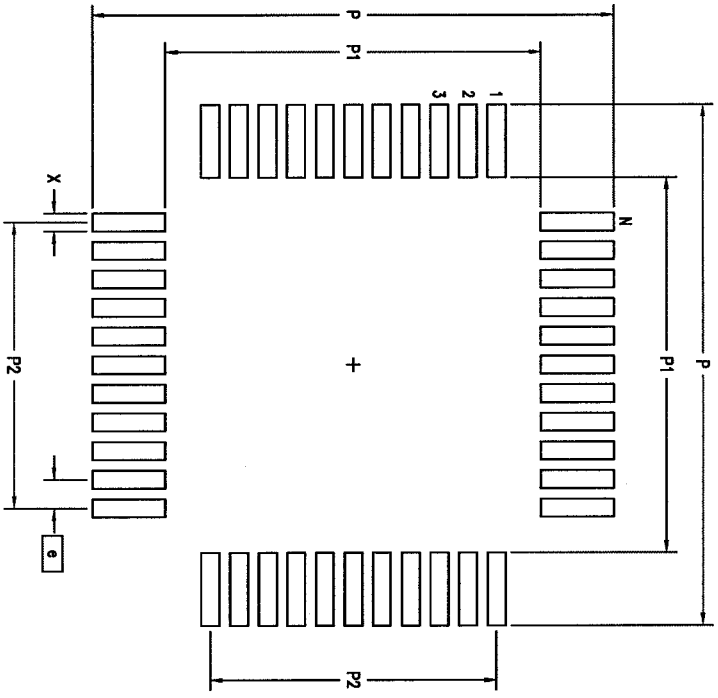
REVISIONS				
DCN	REV	DESCRIPTION	DATE	APPROVED
62415	00	INITIAL RELEASE	10/25/99	

LAND PATTERN DIMENSIONS

SYMBOL	JEDEC VARIATION			NOM	T	E
	AA-2	MIN	MAX			
A	-	-	2.35			
A1	-	-	.25			
A2	1.95	2.00	2.10			
D	13.90 BSC			4		
D1	10.00 BSC			5.2		
E	13.90 BSC			4		
E1	10.00 BSC			5.2		
N	44					
e	.80 BSC					
b	.30	-	.45	7		
b1	.30	.35	.40			
ccc	-	-	.20			

NOTES:

- ALL DIMENSIONING AND TOLERANCING CONFORM TO ANSI Y14.5M-1982
- TOP PACKAGE MAY BE SMALLER THAN BOTTOM PACKAGE BY .15 mm
- DATUMS [A-B] AND [D-E] TO BE DETERMINED AT DATUM PLANE [H-I]
- DIMENSIONS D AND E ARE TO BE DETERMINED AT SEATING PLANE [C-D]
- DIMENSIONS D1 AND E1 DO NOT INCLUDE MOLD PROTRUSION. ALLOWABLE MOLD PROTRUSION IS .25 mm PER SIDE. D1 AND E1 ARE MAXIMUM BODY SIZE DIMENSIONS INCLUDING MOLD MISMATCH
- DETAILS OF PIN 1 IDENTIFIER IS OPTIONAL BUT MUST BE LOCATED WITHIN THE ZONE INDICATED
- DIMENSION b DOES NOT INCLUDE DAMBAR PROTRUSION. ALLOWABLE DAMBAR PROTRUSION IS .08 mm IN EXCESS OF THE b DIMENSION AT MAXIMUM MATERIAL CONDITION. DAMBAR CANNOT BE LOCATED ON THE LOWER RADIUS OR THE FOOT.
- EXACT SHAPE OF EACH CORNER IS OPTIONAL
- THESE DIMENSIONS APPLY TO THE FLAT SECTION OF THE LEAD BETWEEN .10 AND .25 mm FROM THE LEAD TIP
- ALL DIMENSIONS ARE IN MILLIMETERS
- THIS OUTLINE CONFORMS TO JEDEC PUBLICATION 95 REGISTRATION MO-112, VARIATION AA-2



	MIN	MAX
P	14.50	14.70
P1	10.40	10.60
P2	8.00 BSC	
X	.40	.60
e	.80 BSC	
N	44	

TOLERANCES UNLESS SPECIFIED		INTEGRATED DEVICE TECHNOLOGY, INC.	
DECIMAL	±	2875 Shiloh Way, Santa Clara, CA 95054	
ANGULAR	±	PHONE: (408) 727-6118	
XXX		FAX: (408) 492-8874	
XXXX		TWS: 810-338-2070	
XXXXX			
APPROVALS	DATE	TITLE	DB PACKAGE OUTLINE
DRW: JY	10/25/99	SIZE	10.0 X 10.0 X 2.00mm PQFP
CHECKED		DRAWING NO.	1.95/.15 FORM
		REV	00
		DO NOT SCALE DRAWING	SHEET 2 OF 2