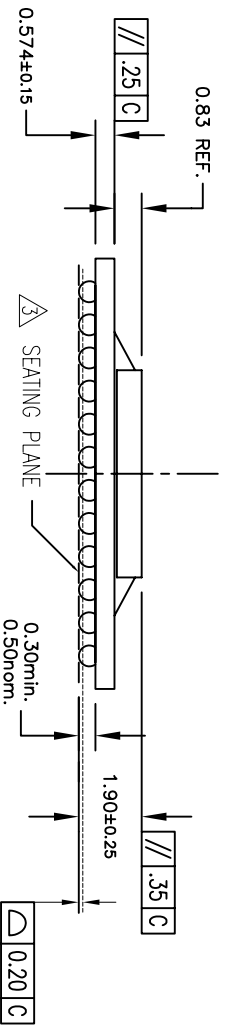
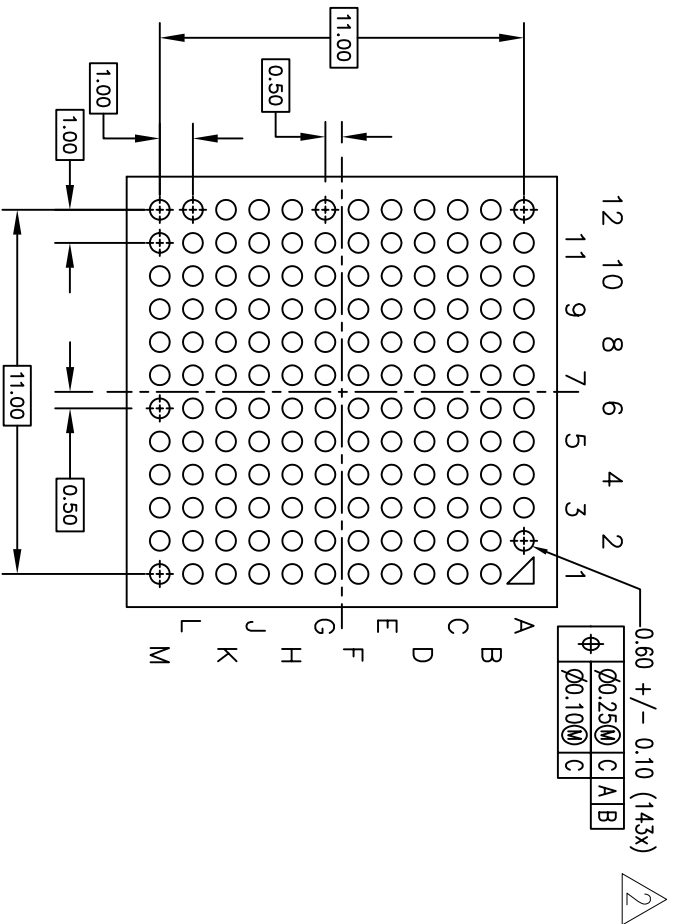
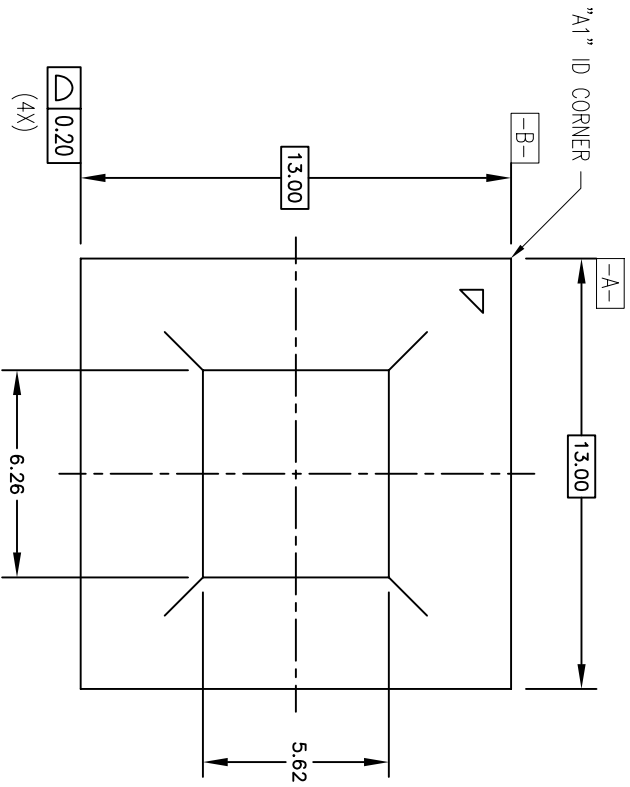


NOTES:

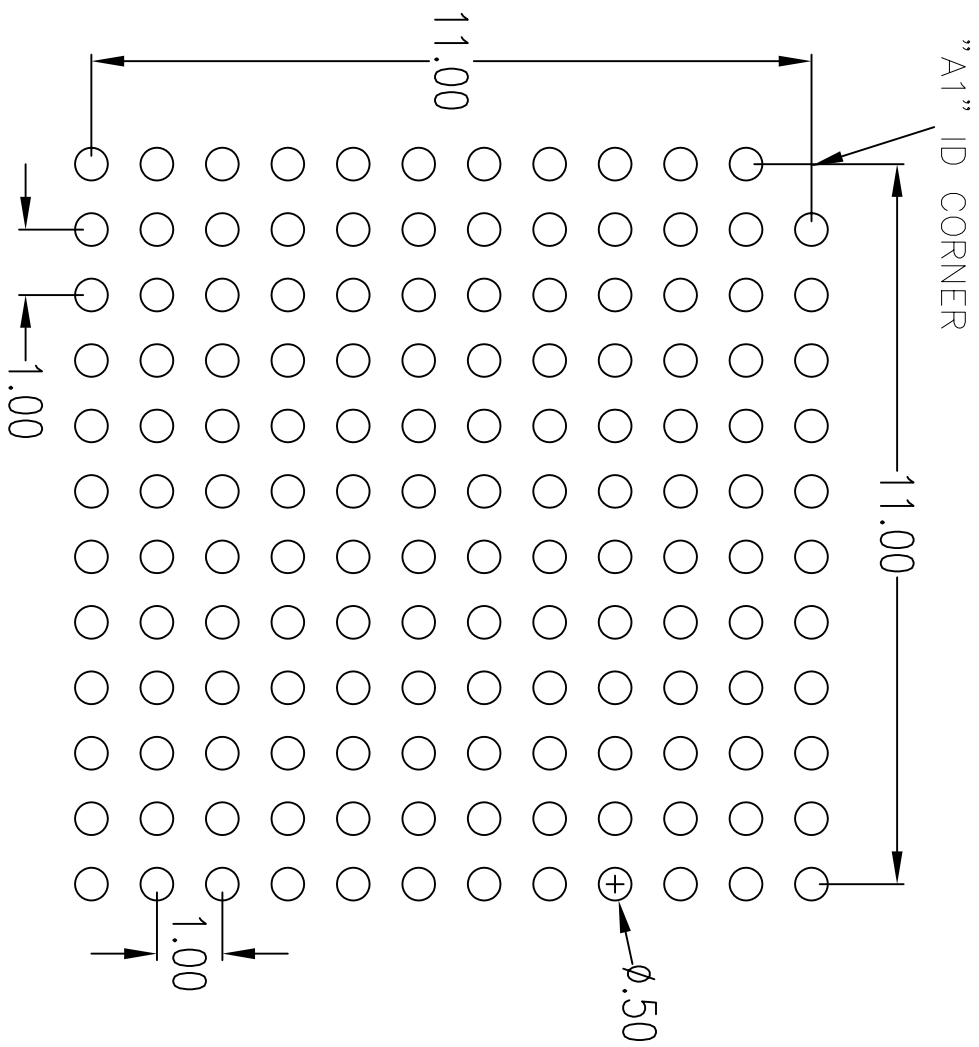
- 1 ALL DIMENSIONING AND TOLERANCING CONFORM TO ANSI Y14.5M-1994
DIMENSION IS MEASURED AT THE MAXIMUM SOLDER BALL DIAMETER,
PARALLEL TO PRIMARY DATUM -C-
- 2 SEATING PLANE AND PRIMARY DATUM -C- ARE DEFINED BY THE
CONTACT POINTS OF THREE OR MORE SOLDER BALLS THAT SUPPORT THE
DEVICE WHEN PLACED ON A TOP OF A PLANAR SURFACE.
- 4 ALL DIMENSIONS ARE IN MILLIMETERS



REVISIONS			
REV	DESCRIPTION	DATE	APPROVED
00	INITIAL RELEASE	01/31/11	M. ROY
01	DIE SIZE REVISED	04/04/11	M. ROY
02	COMBINE POD & LAND PATTERN	5/29/13	KS

TOLERANCES UNLESS SPECIFIED		6024 Silver Creek Valley Rd San Jose, CA 95138 PHONE: (408) 284-8200 FAX: (408) 284-2775	
DECIMAL	ANGULAR	www.IDT.com	
XX± 0.05	±	PHONE: (408) 284-2775	
XXXX±		FAX: (408) 284-2775	
APPROVALS	DATE	TITLE HW/RM 143 PACKAGE OUTLINE	
DRAWN 7M/A	01/17/11	FCBGA 13.0 X 13.0mm, 1.0mm pitch	
CHECKED		-Die size: 6.26 x 5.62mm-	
SIZE	DRAWING No.	DO NOT SCALE DRAWING	REV
C	PSC-4320		02
			SHEET 1 OF 2

REVISIONS				
REV	DESCRIPTION	DATE	APPROVED	
00	INITIAL RELEASE	01/31/11	M. ROY	
01	DIE SIZE REVISED	04/04/11	M. ROY	
02	COMBINE POD & LAND PATTERN	5/29/13	KS	



RECOMMENDED LAND PATTERN DIMENSION

TOLERANCES UNLESS SPECIFIED DECIMAL ± 0.05 ANGULAR ± XXXX XXXX		8024 Silver Creek Valley Rd IDT Son Jose, CA 95138 PHONE: (408) 284-8200 FAX: (408) 284-2775 www.IDT.com	
APPROVALS DRAWN: DBA/C/08/09/12 CHECKED:	DATE 08/09/12	TITLE HM/RM 143 PACKAGE OUTLINE FOBGA 13.0 X 13.0mm, 1.0mm pitch -Die size: 6.26 x 5.62mm-	SIZE C
DRAWING No. PSC-4320		REV 02	DO NOT SCALE DRAWING
		SHEET 2 OF 2	