

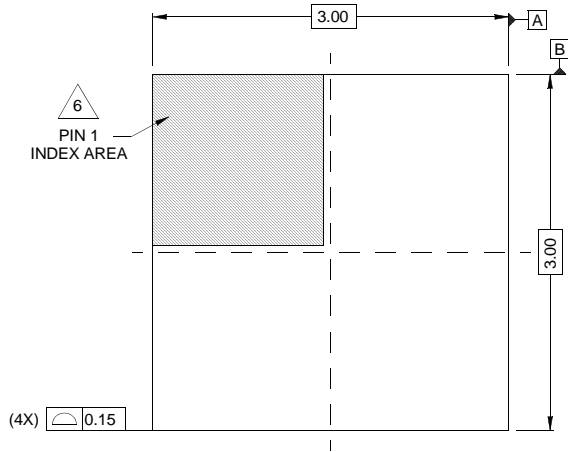
Package Outline Drawing

L12.3x3Z

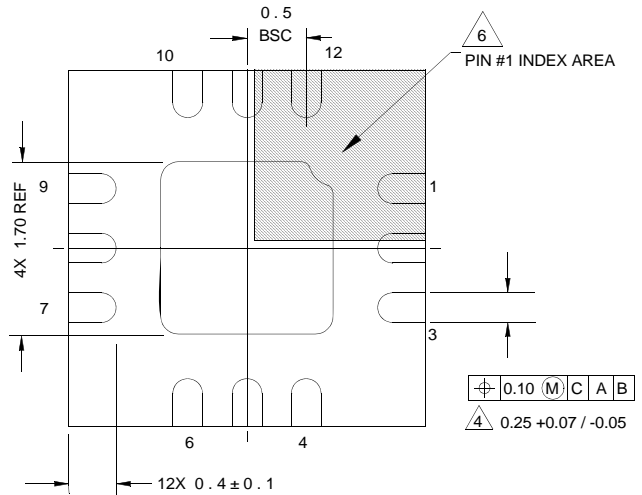
12 LEAD THIN QUAD FLAT NO LEAD PLASTIC PACKAGE

FOR ISL99202 USE ONLY WITH REDUCED e-PAD SIZE TO 1.4mm ON LAND PATTERN

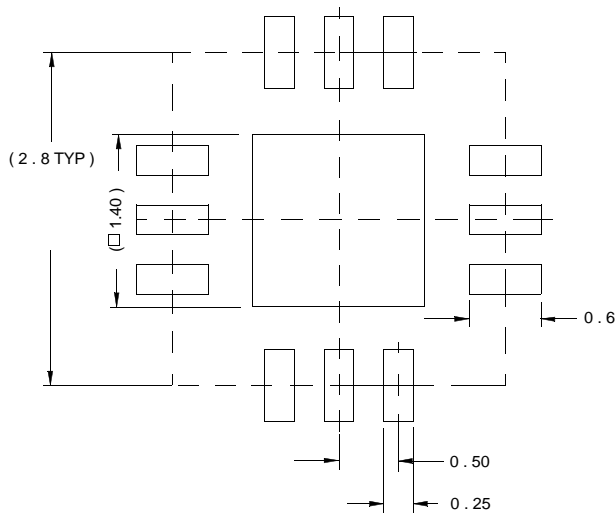
Rev 0, 10/08



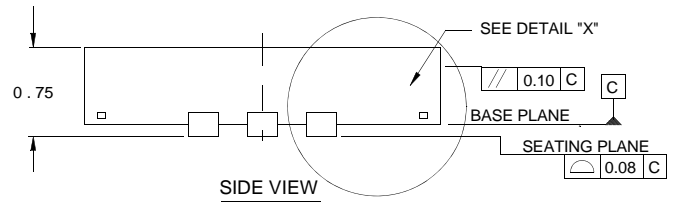
TOP VIEW



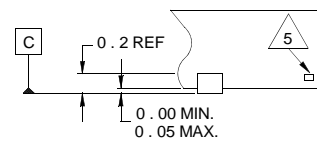
BOTTOM VIEW



TYPICAL RECOMMENDED LAND PATTERN



SIDE VIEW



DETAIL "X"

NOTES:

1. Dimensions are in millimeters.
Dimensions in () for Reference Only.
2. Dimensioning and tolerancing conform to JEDEC STD MO-229.
3. Unless otherwise specified, tolerance : Decimal ± 0.05
4. Dimension b applies to the metallized terminal and is measured between 0.20mm and 0.32mm from the terminal tip.
5. Tiebar shown (if present) is a non-functional feature.
6. The configuration of the pin #1 identifier is optional, but must be located within the zone indicated. The pin #1 identifier may be either a mold or mark feature.