

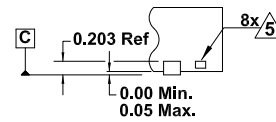
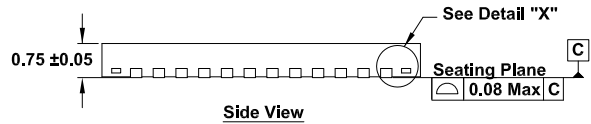
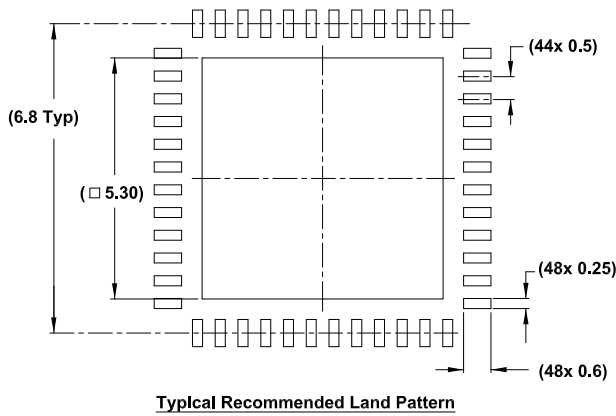
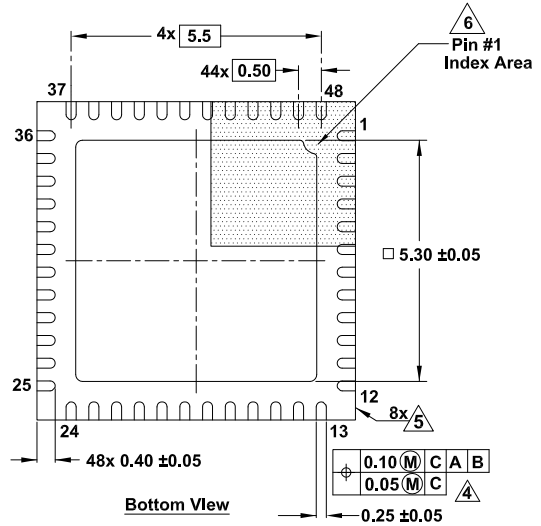
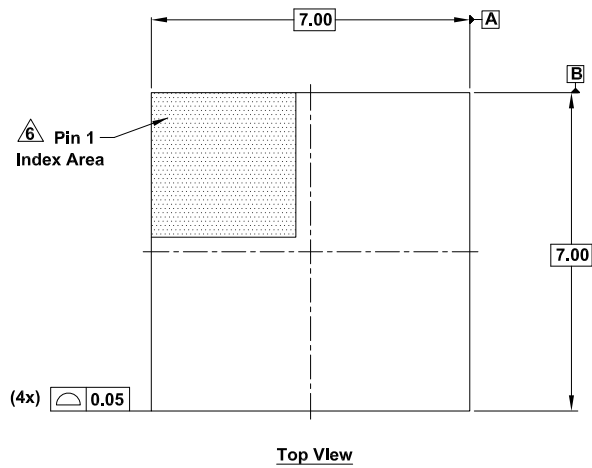
Plastic Packages for Integrated Circuits

Package Outline Drawing

L48.7x7Q

48 Lead Thin Quad Flat No Lead Plastic Package (0.5mm pitch)

Rev 0, 6/20



Notes:

1. Dimensions are in millimeters.
Dimensions in () for reference only.
 2. Dimensioning and tolerancing conform to AMSE Y14.5m-1994.
 3. Unless otherwise specified, tolerance: Decimal ±0.05
- △ Dimension applies to the metallized terminal and is measured between 0.15mm and 0.30mm from the terminal tip.
 - △ Tiebar shown (if present) is a non-functional feature.
 - △ The configuration of the pin #1 identifier is optional, but must be located within the zone indicated. The pin #1 identifier can be either a mold or mark feature.