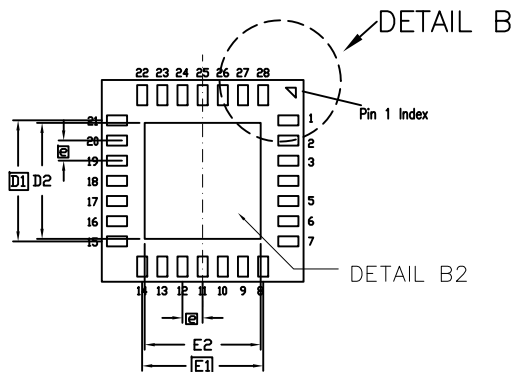
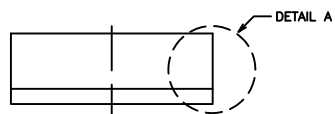
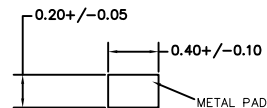


TOP VIEW

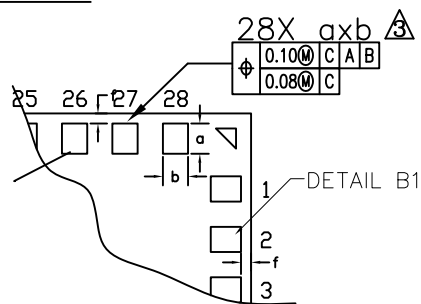


BOTTOM VIEW

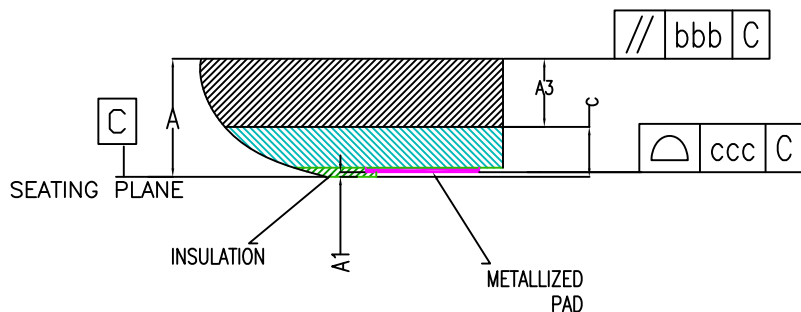


SIDE VIEW

METALLIZED PAD



DETAIL B1



DETAIL A

REVISIONS HISTORY

DATE	REV	DESCRIPTION	AUTHOR
02/15/17	00	INITIAL RELEASE	CM
03/08/17	01	Updated total package thickness	CM
03/22/17	02	CORRECT PACKAGE DESCRIPTION FROM QFN to LGA	CM

NOTE: REFER TO DCP FOR OFFICIAL RELEASE DATE.

DIMENSIONAL REFERENCES

REF.	MIN.	NOM.	MAX.
A	1.10	1.20	1.30
A1	-	-	0.05
A3		1.00 REF.	
c		0.21 REF.	
D		4.00 BSC.	
D1		2.40 BSC.	
D2		2.30 REF.	
E		4.00 BSC.	
E1		2.40 BSC.	
E2		2.30 REF.	
a	Refer to metallized pad dim. (Details B1)		
b	Refer to metallized pad dim. (Details B1)		
f		0.10 REF.	
aaa		0.10	
bbb		0.10	
ccc		0.10	
e		0.40 BSC.	

NOTES:

1. ALL DIMENSIONS ARE IN MILLIMETERS.
2. 'e' REPRESENTS THE BASIC TERMINAL PITCH.
3. 'a x b' IS APPLIED TO METALLIZED TERMINAL.
4. DIMENSION 'ccc' IS MEASURED PARALLEL TO PRIMARY DATUM C.
5. METALLIZED PADS ARE Cu PAD WHICH EXPOSED SURFACE PLATED WITH Ni & Au.
6. DIMENSIONING AND TOLERANCING PER ASME Y14.5M 1994.
7. LEAD COUNT IS 28 EXCEPT CENTER PAD.

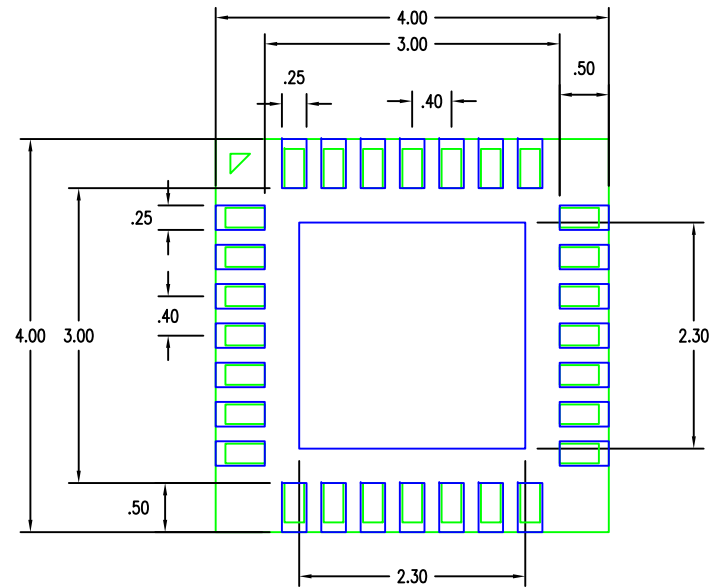
TOLERANCES UNLESS SPECIFIED
DECIMAL
XX±
XXX±
XXXX±
ANGULAR
±

IDT 6024 Silver Creek Valley Road
San Jose, CA 95138
PHONE: (408) 284-8200
FAX: (408) 284-8591
www.IDT.com

TITLE LTG28 PACKAGE OUTLINE
4.0 x 4.0 mm BODY
0.4 mm PITCH LGA
SIZE C DRAWING No. PSC-4687 REV 02
DO NOT SCALE DRAWING SHEET 1 OF 2

REVISIONS HISTORY			
DATE	REV	DESCRIPTION	AUTHOR
02/15/17	00	INITIAL RELEASE	CM
03/08/17	01	Updated total package thickness	CM
03/22/17	02	CORRECT PACKAGE DESCRIPTION FROM QFN to LGA	CM

NOTE: REFER TO DCP FOR OFFICIAL RELEASE DATE.



RECOMMENDED LAND PATTERN DIMENSION

NOTES:

1. ALL DIMENSION ARE IN mm. ANGLES IN DEGREES.
2. TOP DOWN VIEW. AS VIEWED ON PCB.
3. COMPONENT OUTLINE SHOW FOR REFERENCE IN GREEN.
4. LAND PATTERN IN BLUE. NSMD PATTERN ASSUMED.
5. LAND PATTERN RECOMMENDATION PER IPC-7351B GENERIC REQUIREMENT FOR SURFACE MOUNT DESIGN AND LAND PATTERN.

TOLERANCES
UNLESS SPECIFIED
DECIMAL
XX±
XXX±
XXXX±
ANGULAR
±

IDT 6024 Silver Creek Valley Road
San Jose, CA 95138
PHONE: (408) 284-8200
www.IDT.com FAX: (408) 284-8591

TITLE LTG28 PACKAGE OUTLINE
4.0 x 4.0 mm BODY
0.4 mm PITCH LGA

SIZE C	DRAWING No. PSC-4687	REV 02
-----------	-------------------------	-----------

DO NOT SCALE DRAWING SHEET 2 OF 2