

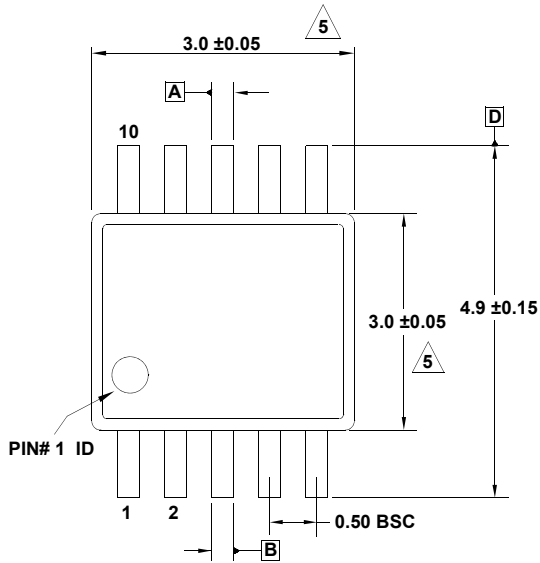
Plastic Packages for Integrated Circuits

Package Outline Drawing

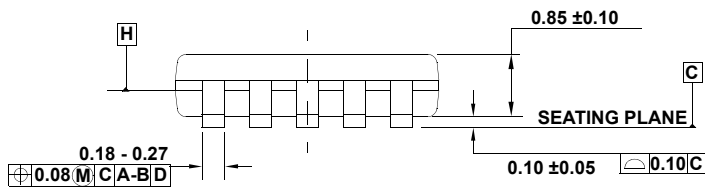
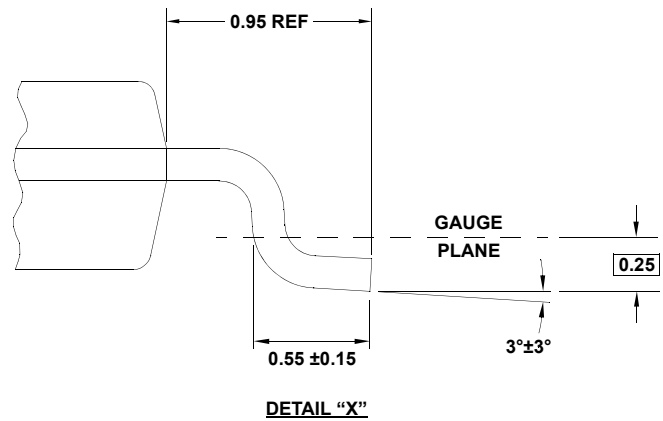
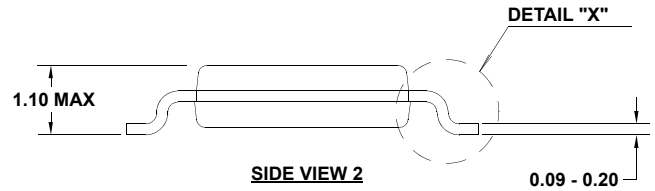
M10.118

10 Lead Mini Small Outline Plastic Package

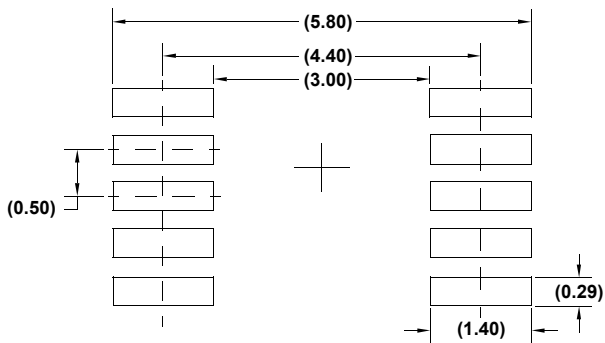
Rev 2, 5/2021



TOP VIEW



SIDE VIEW 1



TYPICAL RECOMMENDED LAND PATTERN

NOTES:

1. Dimensions are in millimeters.
2. Dimensioning and tolerancing conform to JEDEC MO-187-BA and AMSEY14.5m-1994.
3. Plastic or metal protrusions of 0.15mm max per side are not included.
4. Plastic interlead protrusions of 0.15mm max per side are not included.

5. Dimensions are measured at Datum Plane "H".

6. Dimensions in () are for reference only.