

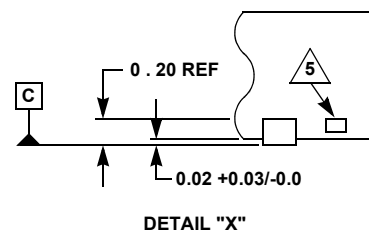
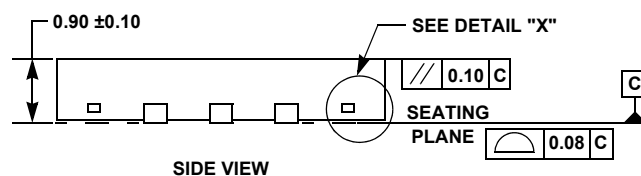
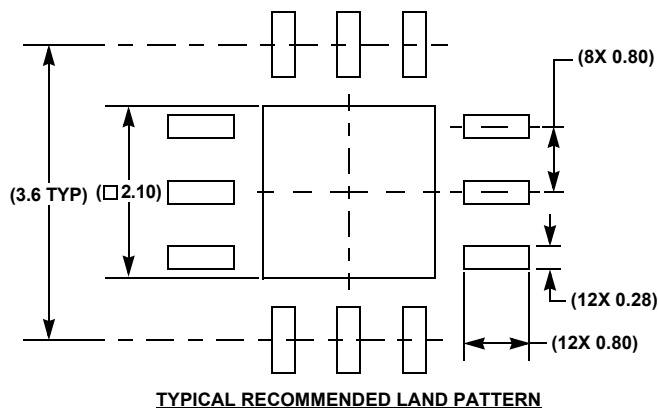
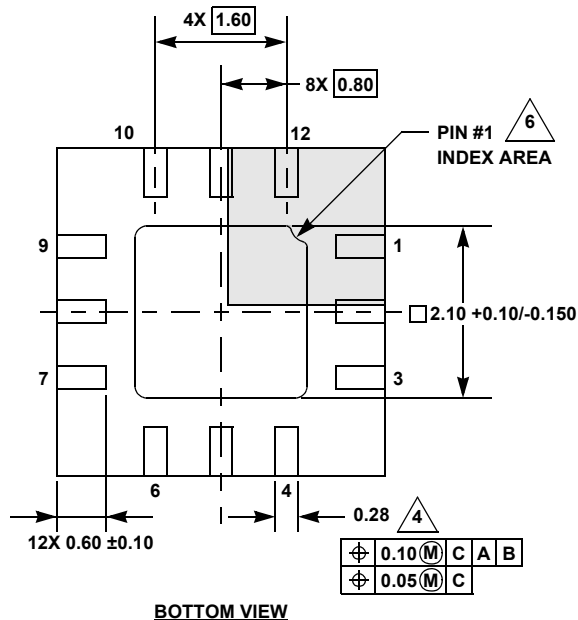
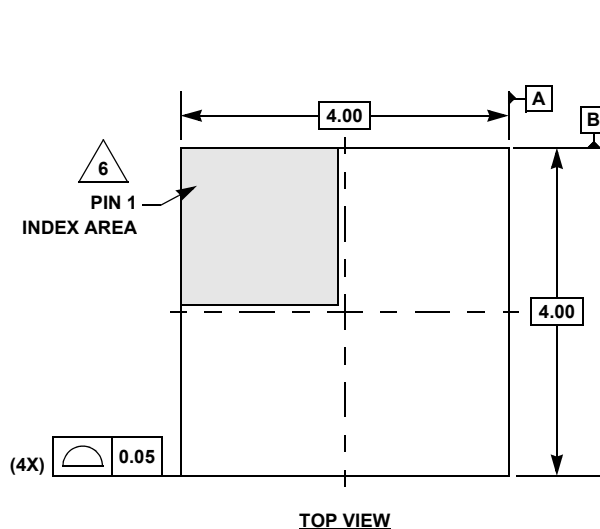
Plastic Packages for Integrated Circuits

Package Outline Drawing

L12.4x4

12 LEAD SAW SINGULATED QUAD FLAT NO-LEAD PLASTIC PACKAGE (QFN)

Rev 2, 5/17



NOTES:

- Dimensions are in millimeters.
Dimension in () are for reference only.
- Dimensioning and tolerancing per ASME Y14.5M-1994.
- Unless otherwise specified, tolerance: Decimal ± 0.05.
- △ Dimension applies to the metalized terminal and is measured between 0.15mm and 0.30mm from the terminal tip.
- △ Tiebar shown (if present) is a non-functional feature.
- △ The configuration of the pin #1 identifier is optional, but must be located within the zone indicated. The pin #1 identifier may be either a mold or mark feature.