

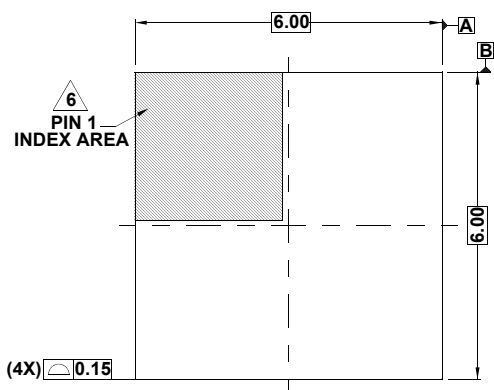
Plastic Packages for Integrated Circuits

Package Outline Drawing

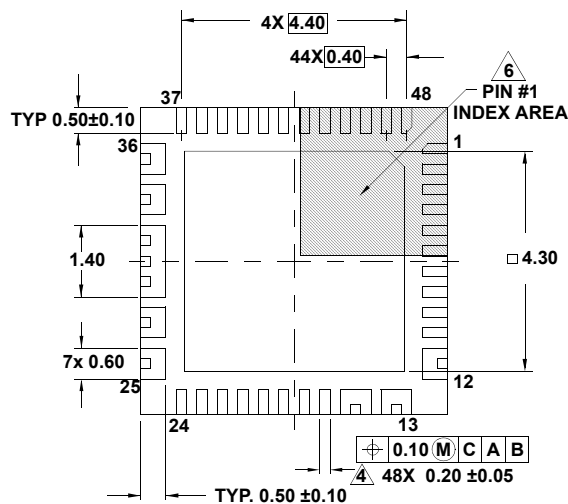
L48.6x6A

48 LEAD THIN QUAD FLAT NO-LEAD PLASTIC PACKAGE

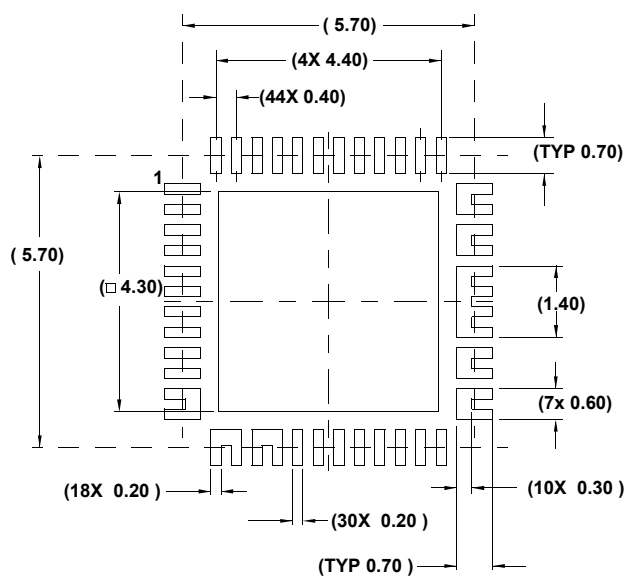
Rev 0, 9/11



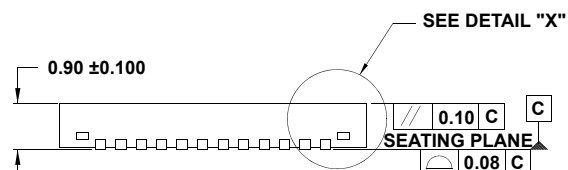
TOP VIEW



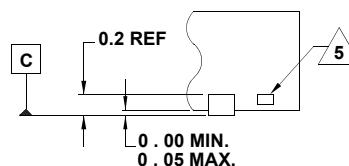
BOTTOM VIEW



TYPICAL RECOMMENDED LAND PATTERN



SIDE VIEW



DETAIL "X"

NOTES:

- Dimensions are in millimeters.
Dimensions in () for Reference Only.
- Dimensioning and tolerancing conform to AMSE Y14.5m-1994.
- Unless otherwise specified, tolerance : Decimal ± 0.10
Angular $\pm 2.50^\circ$
- Dimension applies to the metallized terminal and is measured between 0.015mm and 0.30mm from the terminal tip.
- Tiebar shown (if present) is a non-functional feature.
- The configuration of the pin #1 identifier is optional, but must be located within the zone indicated. The pin #1 identifier may be either a mold or mark feature.