

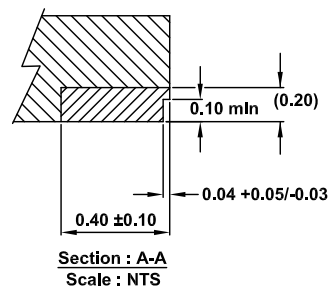
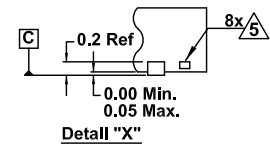
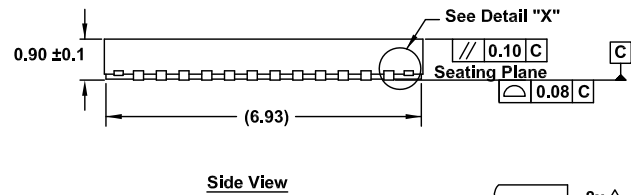
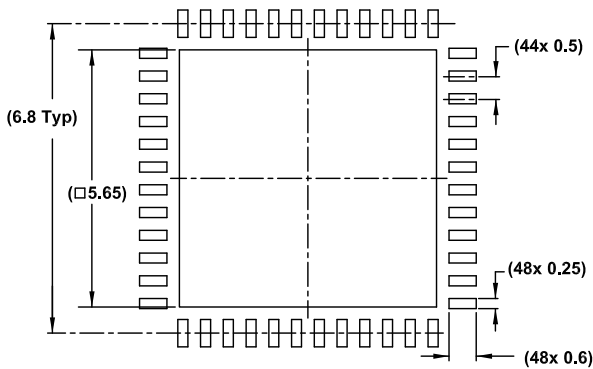
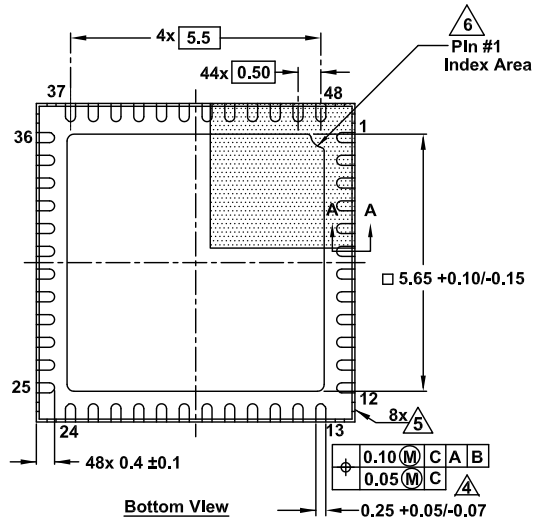
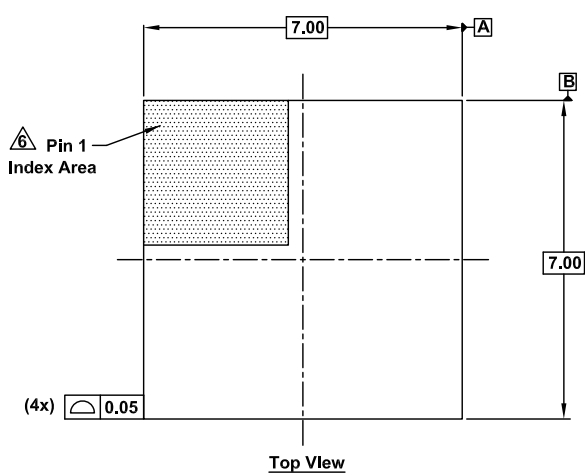
Plastic Packages for Integrated Circuits

Package Outline Drawing

L48.7x7N

48 Lead Step Cut Quad Flat No-Lead Plastic Package (SCQFN)

Rev 2, 12/18



Notes:

- Dimensions are in millimeters.
Dimensions in () for Reference Only.
 - Dimensioning and tolerancing conform to AMSE Y14.5m-1994.
 - Unless otherwise specified, tolerance: Decimal ± 0.05
- Dimension applies to the metallized terminal and is measured between 0.15mm and 0.30mm from the terminal tip.
 - Tiebar shown (if present) is a non-functional feature.
 - The configuration of the pin #1 identifier is optional, but must be located within the zone indicated. The pin #1 identifier may be either a mold or mark feature.