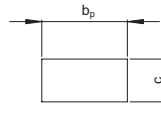
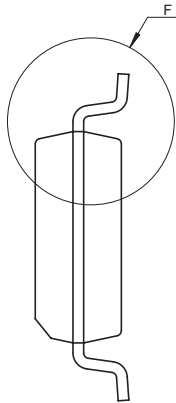
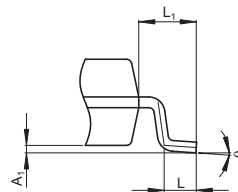


Index mark

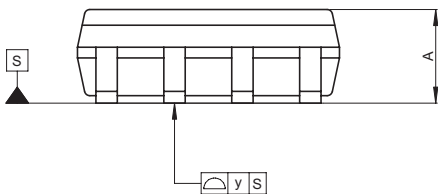


Terminal cross section  
(Ni/Pd/Au plating)



Detail F

NOTE)  
1. DIMENSIONS\*1 (Nom)\*AND\*2\*  
DO NOT INCLUDE MOLD FLASH.  
2. DIMENSION\*3\*DOES NOT  
INCLUDE TRIM OFFSET.



Reference Symbol	Dimension in Millimeters		
	Min	Nom	Max
D	—	4.90	5.30
E	—	3.95	—
A <sub>2</sub>	—	—	—
A <sub>1</sub>	0.10	0.14	0.25
A	—	—	1.75
$b_p$	0.34	0.40	0.46
$b_1$	—	—	—
c	0.15	0.20	0.25
$c_1$	—	—	—
$\theta$	0°	—	8°
$H_E$	5.80	6.10	6.20
e	—	1.27	—
x	—	—	0.25
y	—	—	0.10
Z	—	—	0.75
L	0.40	0.60	1.27
$L_1$	—	1.08	—