Package Outline Drawing

Package Code:FNG35D1
35-VFQFPN 5.0 x 5.0 x 0.90 mm Body, 0.4 mm Pitch (Min)
PSC-4713-01, Revision: 08, Date Created: Jul 12, 2023

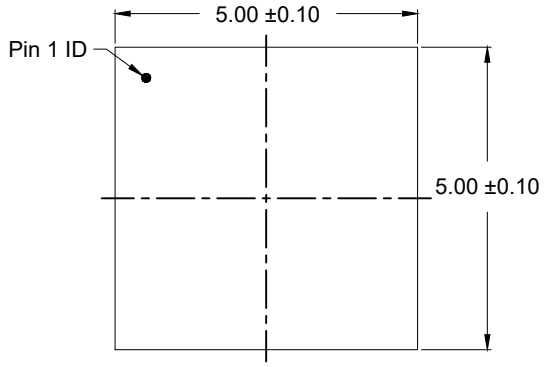

TOP VIEW

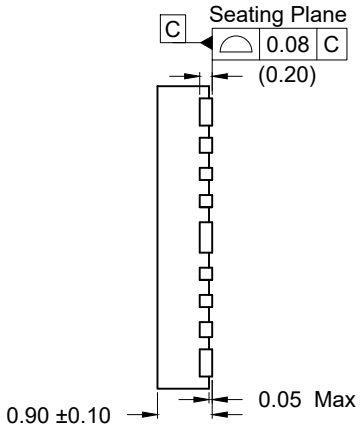

SIDE VIEW

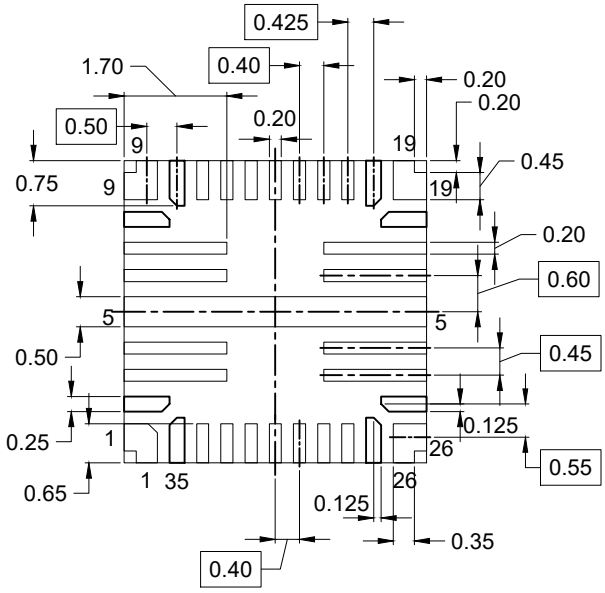

BOTTOM VIEW

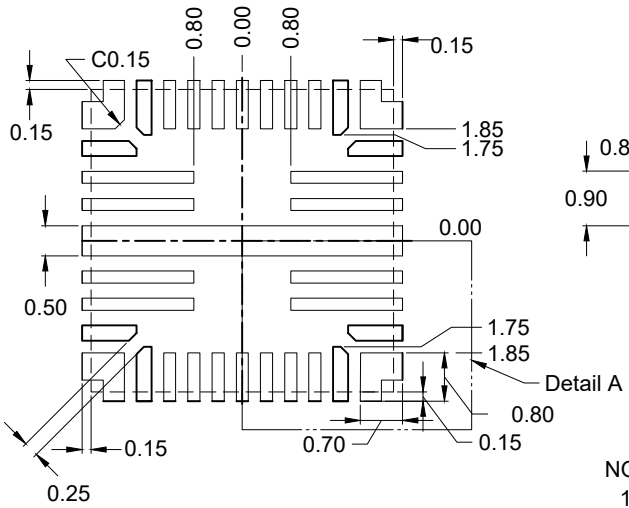

RECOMMENDED LAND PATTERN
(PCB Top View, NSMD Design)

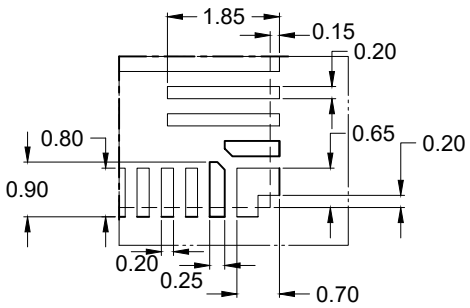

DETAIL A

NOTES:

1. JEDEC compatible.
2. All dimensions are in mm and angles are in degrees.
3. Use ±0.05 mm for the non-toleranced dimensions.
4. Numbers in ( ) are for references only.

© Renesas Electronics Corporation