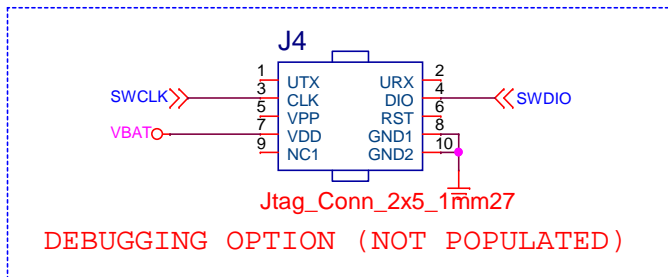


# DA14531 Pro Development Kit

Design Name	d2632-db-wlcsp17_vE
Ref. Number	376-05-E
Version	E1.0
Date	Aug 8, 2019
Designer	PR
	D01 Version changes:KL E01 Version changes:KR

History Table		
Version	Date	Comments
A00	08 / Aug / 2018	Draft Release
	09 / Aug / 2018	Added option for hardware reset (P0_0 - R30) Added CIB debugging option (J4) Corrected mismatch in function notes (purple names) for MISO/SCLK
A1.0	17 / Aug / 2018	Released to manufacturing
		Changed R1..R6 to 36 ohm Changed R23..R29 to N.P. Changed Y2 part number to SC20S-7PF20PPM (N.P.)
A1.1	29 / Nov / 2018	
		Added Matching circuit Z1, Z3 • Z3 = 4.6nH / LQW15AN4N6B80D • Z1 = 1pF
A1.2	11 / Jan / 2019	
		BOM modifications for DCDC power optimization: • Changed L1 from BRL1608T2R2M to CBMF1608T2R2M • Changed C1, C2 from 10uF to 2.2uF
A1.3	01 / Feb / 2019	
C1.0	28 / Feb / 2019	Changed L1 from CBMF1608T2R2M to DFE201610E-2R2M
D1.0	18 / Jul / 2019	Added placeholder for pi-shaped CLC filter ( Z1, Z2, Z3) Added placeholder for decoupling capacitors: C6, C7 Changed RF matching components to : Z4, Z5 , Z6 Added resistors R34, R35 Changed C2 from 2.2uF to 10uF Added resistor R33 btw VBAT and VH+
E1.0	8 / Aug / 2019	Changed R15:360hm, pin-2 connection to SWDIO)from MB2_5 (J1B-pin B26) to P0_5 Changed R6 to not populated



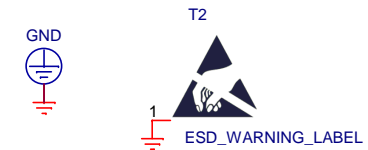
Configuration note

NOTE box

Changes in this Version.

TP11 FIDUCIAL

TP12 FIDUCIAL

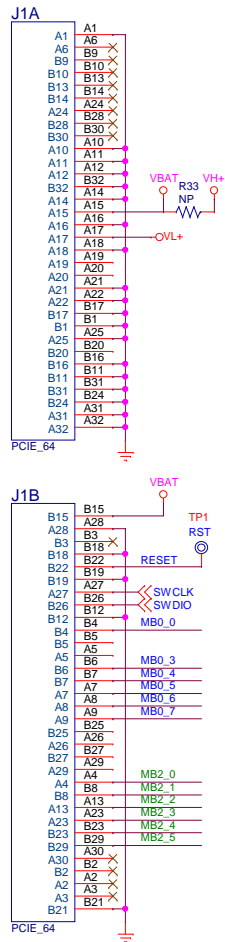


<Variant Name>



 Dialog Semiconductor  
 N.E.O. Athinon- Patron 15  
 26441, Patra, Greece  
 tel. (+30) 2610390940  
 fax. (+30) 2610390941

Title : DA14531/D2632 Development Kit Daughterboard		
Doc. Nr. 376-05-E	Designer: PR	Rev: E
Date: Saturday, August 10, 2019	Sheet: 1	of 2


# Card Edge Connector (PCI-E)



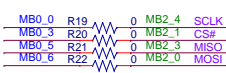
## BREAKOUT HEADERS



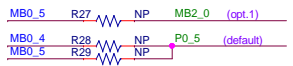
## JTAG



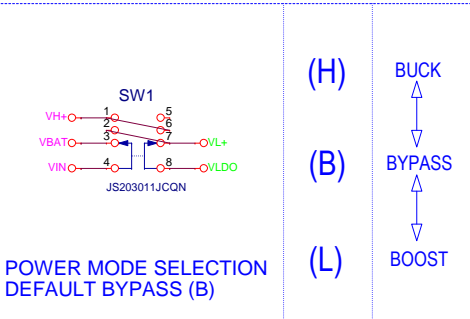
## SPI FLASH



## 4-PIN UART



## 1-WIRE UART(2)



POWER MODE SELECTION  
DEFAULT BYPASS (B)

