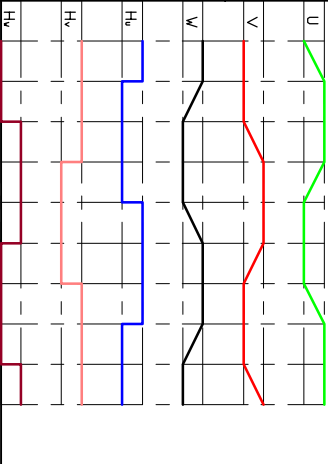
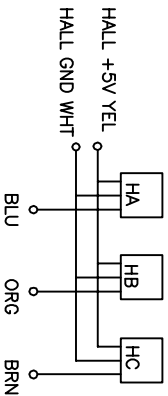


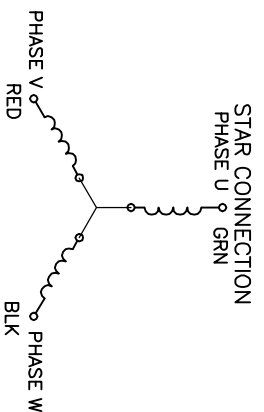
CW COMMUTATION
VIEWED FROM OUTPUT SHAFT



HALL CONNECTING



THREE-PHASE CONNECTING



NUMBER OF POLES	4
LINE TO LINE RESISTANCE	8.2±10% ohms @20°C
LINE TO LINE INDUCTANCE	2.3±20% mH
NOMINAL VOLTAGE	15VDC
NO LOAD SPEED	9600±10% RPM
NO LOAD CURRENT	< 0.3 A @25°C
RATED SPEED	8000±10% RPM
PEAK TORQUE	5 mN.m
TORQUE CONSTANT	15mNm
BACK EMF	13.7 mN.m/A
ROTOR INERTIA	1.06±10%/Vrms/Krpm
WEIGHT	2.35g, cm ²
WIRE DIAGRAM	UL1007 AWG28#
PHASE U	HALL +SV
PHASE V	HALL 1
PHASE W	HALL 2
GRN	HALL GND
RED	BLK
YEL	YEL
BLU	BLU
ORG	ORG
BRN	BRN
WHT	WHT

REV	ECN NO.	DESCRIPTION	DATE	DESIGN	DATE	P/N
UNLESS OTHERWISE SPECIFIED			DRN	APP'D	DATE	3.1.02.028.0007
TOLERANCES:			CONTR.	CHECK		Speci fi cations
DECIMALS:				APPD		USED ON
.X						FL28BL26-15V-8006AF
.XX						DWG NO.
.XXX						REV
UNIT: mm						
DO NOT SCALE DRAWING						
THIRD ANGLE PROJECTION						
SCALE						
SHEET						
OF						
PULLING MOTOR						