

Introduction

Many of the Intersil DSP products have selectable data formats for their input/output interfaces. Table 1 defines the codes as used in these interfaces. Because many applications involve conversion of the analog signals, the analog scale is given as a reference. This table should clarify the interface of the DSP parts to the data conversion device.

Table 1 also helps users understand the basis for each of these formats. The following definitions are offered as the basis for each code format:

Offset Binary: A binary code in which the code represents analog values between Full Scale and -Full Scale. All zero corresponds to -Full Scale. This code can be balanced by appending a 1 below the LSB.

2's Complement: A binary code in which positive and negative codes of the same magnitude sum to all zero's plus a carry. The 2's complement can be generated from the Offset Binary code by inverting the MSB. A negative number is generated by inverting each bit of the positive number, then adding one.

Example: 011 (+3) \rightarrow 100 + 1 = 101 (-3)

1's Complement: Bipolar binary code in which positive and negative codes of the same magnitude sum to all one's. A negative number is generated by investing each bit of the positive number.

Example: 011 (+3) \rightarrow 100 (-3)

Sign Magnitude: A binary code in which the MSB represents positive (1) and negative (0) polarities. The code in the table uses a offset binary code to represent the magnitude portion of the number.

TABLE 1. BINARY DATA FORMATS FOR DATA CONVERSION

SCALE	OFFSET BINARY	2'S COMPLEMENT	1'S COMPLEMENT	SIGN MAGNITUDE
+Full Scale	1111....1111	0111....1111	0111....1111	1111....1111
+0.75 Full Scale	1110....0000	0110....0000	0110....0000	1110....0000
+0.5 Full Scale	1100....0000	0100....0000	0100....0000	1100....0000
+0.25 Full Scale	1010....0000	0010....0000	0010....0000	1010....0000
+0	1000....0000	0000....0000	0000....0000	1000....0000
-0			1111....1111	0000....0000
-0.25 Full Scale	0110....0000	1110....0000	1101....1111	0010....0000
-0.5 Full Scale	0100....0000	1100....0000	1011....1111	0100....0000
-0.75 Full Scale	0010....0000	1010....0000	1001....1111	0110....0000
-Full Scale + 1 LSB	0000....0001	1000....0001	1000....0000	0111....1111
-Full Scale	0000....0000	1000....0000	----,-----	---,-----

As an example, let's plot a cosine wave in each of the data formats. Assume that full scale is $\pm 1V$. Table 2 details the values of the sampled sinusoid in each of the data formats.

Figures 1 through 4 illustrate these signals when converted back to analog using an offset binary converter.

TABLE 2. SAMPLED COSINE SIGNAL REPRESENTATION

n	COS($n\pi T/16$)	OFFSET BINARY	2'S COMPLEMENT	1'S COMPLEMENT	SIGN MAGNITUDE
0	1	11111	01111	01111	11111
1	0.980785	11111	01111	01111	11111
2	0.92388	11110	01110	01110	11110
3	0.83147	11100	01100	01100	11100
4	0.707107	11010	01010	01010	11010
5	0.55557	11000	01000	01000	11000
6	0.382683	10101	00101	00101	10101
7	0.19509	10010	00010	00010	10010
8	0	10000	00000	00000	10000
9	-0.19509	01100	11100	11101	00010
10	-0.38268	01001	11001	11010	00101
11	-0.55557	00110	10110	10111	01000
12	-0.70711	00100	10100	10101	01010
13	-0.83147	00010	10010	10011	01100
14	-0.92388	00001	10001	10001	01110
15	-0.98079	00000	10000	10000	01111
16	-1	00000	10000	10000	01111
17	-0.98079	00000	10000	10000	01111
18	-0.92388	00001	10001	10001	01110
19	-0.83147	00010	10010	10011	01100
20	-0.70711	00100	10100	10101	01010
21	-0.55557	00110	10110	10111	01000
22	-0.38268	01001	11001	11010	00101
23	-0.19509	01100	11100	11101	00010
24	0	10000	00000	00000	10000
25	0.19509	10010	00010	00010	10010
26	0.382683	10101	00101	00101	10101
27	0.55557	11000	01000	01000	11000
28	0.707107	11010	01010	01010	11010
29	0.83147	11100	01100	01100	11100
30	0.92388	11110	01110	01110	11110
31	0.980785	11111	01111	01111	11111
32	1	11111	01111	01111	11111

Data Conversion Binary Code Formats

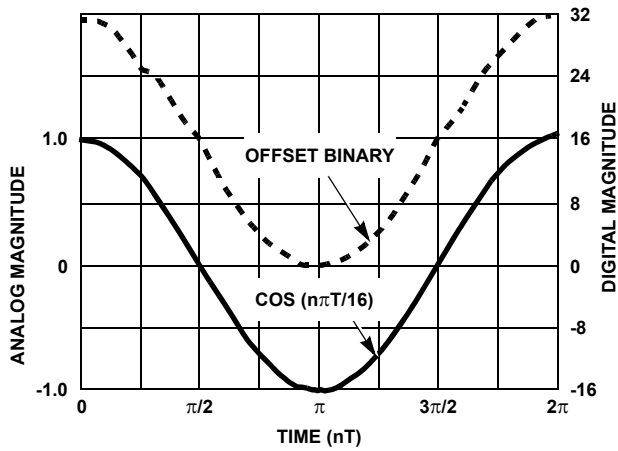


FIGURE 1. OFFSET BINARY CODE PLOTTING $\text{COS}(nT)$ †

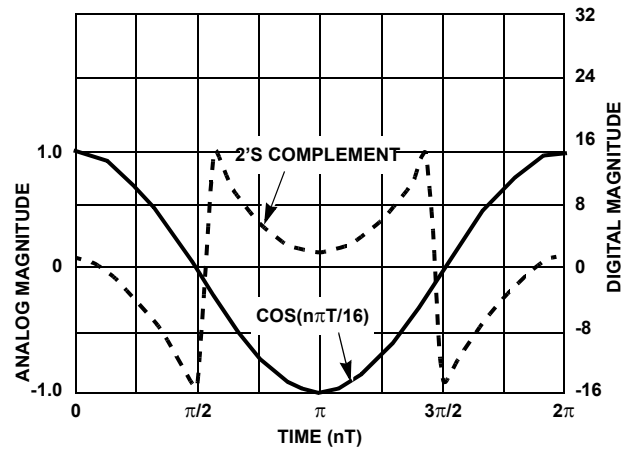


FIGURE 2. 2'S COMPLEMENT BINARY CODE PLOTTING $\text{COS}(nT)$ †

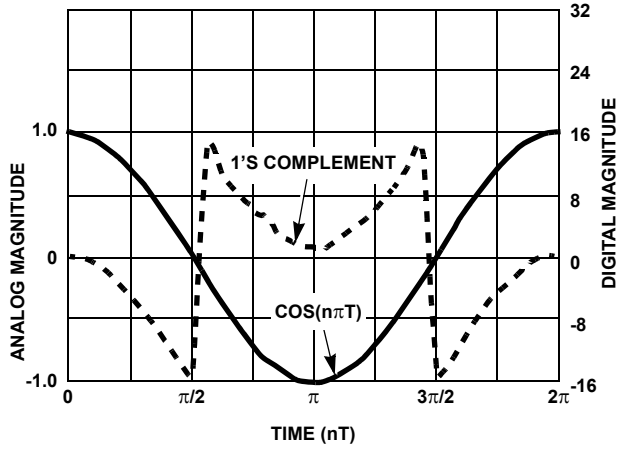


FIGURE 3. 1'S COMPLEMENT BINARY CODE PLOTTING $\text{COS}(nT)$ †

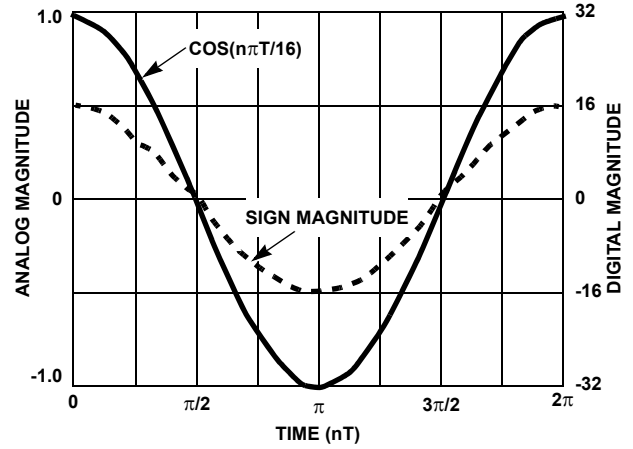


FIGURE 4. SIGN MAGNITUDE/OFFSET BINARY CODE PLOTTING $\text{COS}(nT)$ †

† Note that the solid line denotes the regular cosine wave and the dashed line denotes the plot of the digital format code, connected to decimal.

Notice

1. Descriptions of circuits, software and other related information in this document are provided only to illustrate the operation of semiconductor products and application examples. You are fully responsible for the incorporation or any other use of the circuits, software, and information in the design of your product or system. Renesas Electronics disclaims any and all liability for any losses and damages incurred by you or third parties arising from the use of these circuits, software, or information.
2. Renesas Electronics hereby expressly disclaims any warranties against and liability for infringement or any other claims involving patents, copyrights, or other intellectual property rights of third parties, by or arising from the use of Renesas Electronics products or technical information described in this document, including but not limited to, the product data, drawings, charts, programs, algorithms, and application examples.
3. No license, express, implied or otherwise, is granted hereby under any patents, copyrights or other intellectual property rights of Renesas Electronics or others.
4. You shall not alter, modify, copy, or reverse engineer any Renesas Electronics product, whether in whole or in part. Renesas Electronics disclaims any and all liability for any losses or damages incurred by you or third parties arising from such alteration, modification, copying or reverse engineering.
5. Renesas Electronics products are classified according to the following two quality grades: "Standard" and "High Quality". The intended applications for each Renesas Electronics product depends on the product's quality grade, as indicated below.
"Standard": Computers; office equipment; communications equipment; test and measurement equipment; audio and visual equipment; home electronic appliances; machine tools; personal electronic equipment; industrial robots; etc.
"High Quality": Transportation equipment (automobiles, trains, ships, etc.); traffic control (traffic lights); large-scale communication equipment; key financial terminal systems; safety control equipment; etc.
Unless expressly designated as a high reliability product or a product for harsh environments in a Renesas Electronics data sheet or other Renesas Electronics document, Renesas Electronics products are not intended or authorized for use in products or systems that may pose a direct threat to human life or bodily injury (artificial life support devices or systems; surgical implantations; etc.), or may cause serious property damage (space system; undersea repeaters; nuclear power control systems; aircraft control systems; key plant systems; military equipment; etc.). Renesas Electronics disclaims any and all liability for any damages or losses incurred by you or any third parties arising from the use of any Renesas Electronics product that is inconsistent with any Renesas Electronics data sheet, user's manual or other Renesas Electronics document.
6. When using Renesas Electronics products, refer to the latest product information (data sheets, user's manuals, application notes, "General Notes for Handling and Using Semiconductor Devices" in the reliability handbook, etc.), and ensure that usage conditions are within the ranges specified by Renesas Electronics with respect to maximum ratings, operating power supply voltage range, heat dissipation characteristics, installation, etc. Renesas Electronics disclaims any and all liability for any malfunctions, failure or accident arising out of the use of Renesas Electronics products outside of such specified ranges.
7. Although Renesas Electronics endeavors to improve the quality and reliability of Renesas Electronics products, semiconductor products have specific characteristics, such as the occurrence of failure at a certain rate and malfunctions under certain use conditions. Unless designated as a high reliability product or a product for harsh environments in a Renesas Electronics data sheet or other Renesas Electronics document, Renesas Electronics products are not subject to radiation resistance design. You are responsible for implementing safety measures to guard against the possibility of bodily injury, injury or damage caused by fire, and/or danger to the public in the event of a failure or malfunction of Renesas Electronics products, such as safety design for hardware and software, including but not limited to redundancy, fire control and malfunction prevention, appropriate treatment for aging degradation or any other appropriate measures. Because the evaluation of microcomputer software alone is very difficult and impractical, you are responsible for evaluating the safety of the final products or systems manufactured by you.
8. Please contact a Renesas Electronics sales office for details as to environmental matters such as the environmental compatibility of each Renesas Electronics product. You are responsible for carefully and sufficiently investigating applicable laws and regulations that regulate the inclusion or use of controlled substances, including without limitation, the EU RoHS Directive, and using Renesas Electronics products in compliance with all these applicable laws and regulations. Renesas Electronics disclaims any and all liability for damages or losses occurring as a result of your noncompliance with applicable laws and regulations.
9. Renesas Electronics products and technologies shall not be used for or incorporated into any products or systems whose manufacture, use, or sale is prohibited under any applicable domestic or foreign laws or regulations. You shall comply with any applicable export control laws and regulations promulgated and administered by the governments of any countries asserting jurisdiction over the parties or transactions.
10. It is the responsibility of the buyer or distributor of Renesas Electronics products, or any other party who distributes, disposes of, or otherwise sells or transfers the product to a third party, to notify such third party in advance of the contents and conditions set forth in this document.
11. This document shall not be reprinted, reproduced or duplicated in any form, in whole or in part, without prior written consent of Renesas Electronics.
12. Please contact a Renesas Electronics sales office if you have any questions regarding the information contained in this document or Renesas Electronics products.
(Note 1) "Renesas Electronics" as used in this document means Renesas Electronics Corporation and also includes its directly or indirectly controlled subsidiaries.
(Note 2) "Renesas Electronics product(s)" means any product developed or manufactured by or for Renesas Electronics.

(Rev.4.0-1 November 2017)



SALES OFFICES

Renesas Electronics Corporation

<http://www.renesas.com>

Refer to "<http://www.renesas.com/>" for the latest and detailed information.

Renesas Electronics America Inc.
1001 Murphy Ranch Road, Milpitas, CA 95035, U.S.A.
Tel: +1-408-432-8888, Fax: +1-408-434-5351

Renesas Electronics Canada Limited
9251 Yonge Street, Suite 8309 Richmond Hill, Ontario Canada L4C 9T3
Tel: +1-905-237-2004

Renesas Electronics Europe Limited
Dukes Meadow, Millboard Road, Bourne End, Buckinghamshire, SL8 5FH, U.K.
Tel: +44-1628-651-700, Fax: +44-1628-651-804

Renesas Electronics Europe GmbH
Arcadiastrasse 10, 40472 Düsseldorf, Germany
Tel: +49-211-6503-0, Fax: +49-211-6503-1327

Renesas Electronics (China) Co., Ltd.
Room 1709 Quantum Plaza, No.27 ZhichunLu, Haidian District, Beijing, 100191 P. R. China
Tel: +86-10-8235-1155, Fax: +86-10-8235-7679

Renesas Electronics (Shanghai) Co., Ltd.
Unit 301, Tower A, Central Towers, 555 Langao Road, Putuo District, Shanghai, 200333 P. R. China
Tel: +86-21-2226-0888, Fax: +86-21-2226-0999

Renesas Electronics Hong Kong Limited
Unit 1601-1611, 16/F., Tower 2, Grand Century Place, 193 Prince Edward Road West, Mongkok, Kowloon, Hong Kong
Tel: +852-2265-6688, Fax: +852-2886-9022

Renesas Electronics Taiwan Co., Ltd.
13F, No. 363, Fu Shing North Road, Taipei 10543, Taiwan
Tel: +886-2-8175-9600, Fax: +886-2-8175-9670

Renesas Electronics Singapore Pte. Ltd.
80 Bendemeer Road, Unit #06-02 Hyflux Innovation Centre, Singapore 339949
Tel: +65-6213-0200, Fax: +65-6213-0300

Renesas Electronics Malaysia Sdn.Bhd.
Unit 1207, Block B, Menara Amcorp, Amcorp Trade Centre, No. 18, Jln Persiaran Barat, 46050 Petaling Jaya, Selangor Darul Ehsan, Malaysia
Tel: +60-3-7955-9390, Fax: +60-3-7955-9510

Renesas Electronics India Pvt. Ltd.
No.777C, 100 Feet Road, HAL 2nd Stage, Indiranagar, Bangalore 560 038, India
Tel: +91-80-67208700, Fax: +91-80-67208777

Renesas Electronics Korea Co., Ltd.
17F, KAMCO Yangjae Tower, 262, Gangnam-daero, Gangnam-gu, Seoul, 06265 Korea
Tel: +82-2-558-3737, Fax: +82-2-558-5338