

GreenPAK™

可编程混合信号矩阵



GreenPAK IC 优势

GreenPAK, 是瑞萨电子可编程混合信号矩阵家族的一员, 它是一种高性价比、一次烧录非易失性存储器件, 它允许设计人员集成众多系统功能, 最大限度减少元件数量、节省电路板空间以及降低功耗。

配合 GreenPAK Designer 软件以及 GreenPAK 开发套件, 设计者可以在几分钟内创建、测试、模拟和仿真您的设计。

目前车规级的 GreenPAK 产品已上市。



缩短上市时间



改善噪音问题



降低设计成本



降低 **BOM** 成本,
减小 **PCB** 尺寸



安全性与保密性



降低功耗



降低设计失败的机率
(POF)



按需设计, 高灵活度



改善散热性能



无新产品研发费用



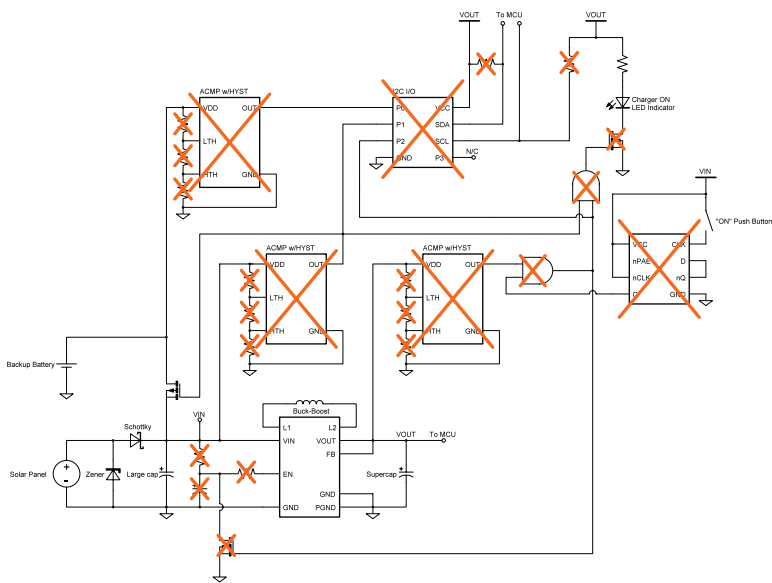
交期短, 灵活弹性供应,
无 **FCST** 承诺



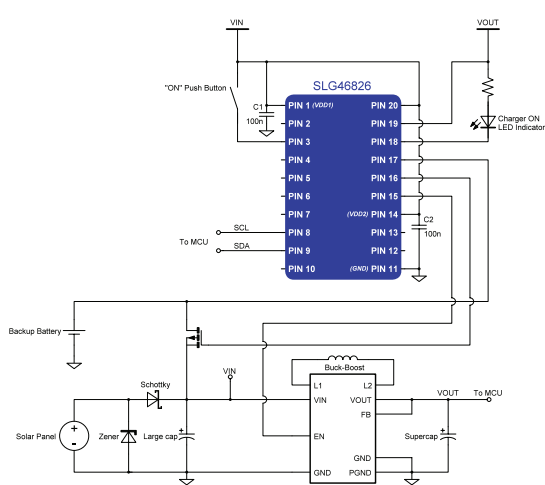
定制化规格书

GreenPAK 简化设计

分立器件方案



GreenPAK 方案



更精简设计

- 5 颗芯片
- 2 个NMOS晶体管
- 14 颗被动元件

独特的功能及特性，全合一封装

GreenPAK 系列产品可以使设计者实现一种或多种功能、特性相结合的设计，包括但不限于以下实例：

模拟部分

- 模拟开关
- 电池充电指示
- 比较器
- 电流采样/限流
- LDOs
- 低电压指示
- 逻辑功能 (多路复用器, 门等)
- 运算放大器
- 过温检测
- 电位器
- 变阻器
- 电压检测
- 唤醒/休眠控制
- 更多

数字部分


- 控制
- 串-并/并-串数据转换
- 频率侦测
- 分频
- GPIOs (6-28)
- H桥/半桥
- I2C 扩展
- 中断
- LED 驱动/模式控制
- 电平转换
- 电机驱动
- 模式发生器
- PWM 生成
- 电源序列
- SPI or I²C 通讯
- 系统复位
- 看门狗定时器
- 更多

广泛的产品系列:

- 车规认证
- 可多次或一次性烧录
- 单/双电源




1.0 mm x 1.2 mm
8-pin STQFN
0.4 mm pitch




1.6 mm x 1.6 mm
12-pin STQFN
0.4 mm pitch




1.6 mm x 2.0 mm
16-pin MSTQFN
0.4 mm pitch



1.6 mm x 2.0 mm
14-pin STQFN
0.4 mm pitch




1.6 mm x 2.5 mm
14-pin STQFN
0.4 mm pitch




2.0 mm x 2.2 mm
14-pin STQFN
0.4 mm pitch




2.0 mm x 2.2 mm
22-pin MSTQFN
0.4 mm pitch




2.0 mm x 3.0 mm
20-pin STQFN
0.4 mm pitch




2.0 mm x 3.0 mm
28-pin MSTQFN
0.4 mm pitch




3.0 mm x 3.0 mm
14-pin FCQFN
0.65 mm pitch




3.0 mm x 3.0 mm
24-pin STQFN
0.4 mm pitch



3.5 mm x 3.5 mm
20-pin TQFN
0.5 mm pitch



4.0 mm x 4.0 mm
32-pin STQFN
0.4 mm pitch



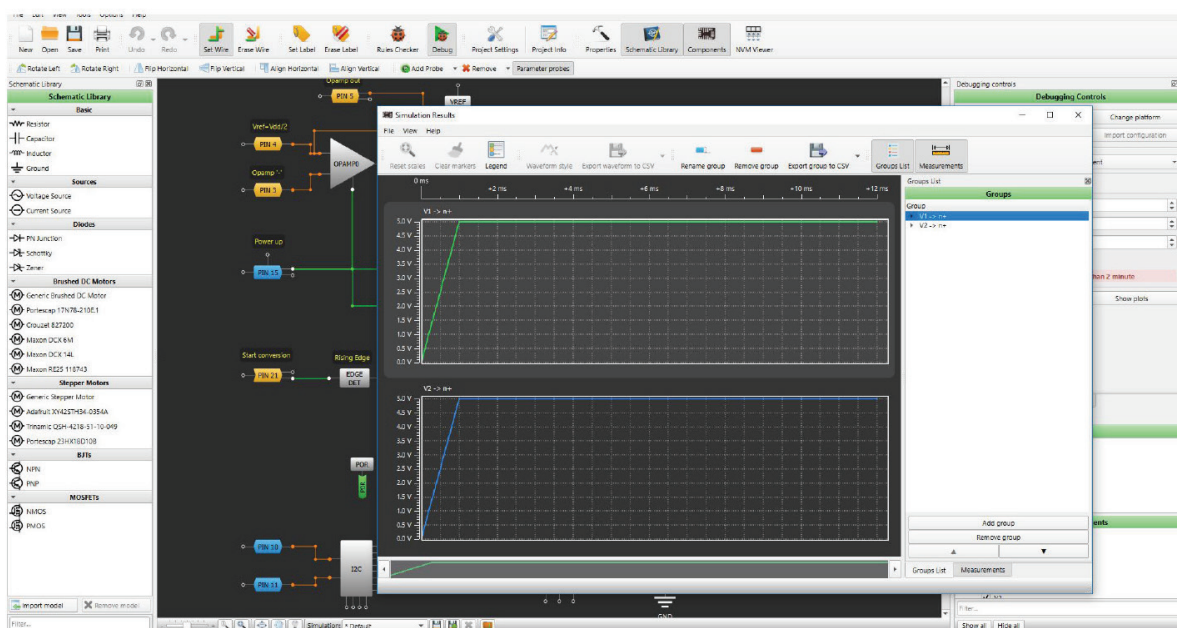
6.5 mm x 6.4 mm
20-pin TSSOP
0.65 mm pitch

*more packages available

开发软件

瑞萨电子的 Go Configure™ Software Hub 开发软件使设计过程完全图形化，无需编程语言或编译器，设计人员可以在几分钟内配置、烧录和测试定制化 GreenPAK 方案。

- 与原理图绘制类似的设计和布线
- 组件库列出每颗产品的可用资源
- 简单的组件配置
- 丰富的应用实例和支持文档
- 配合外部器件的强大仿真能力



下载 Go Configure Software Hub



Step 1 Step 2 Step 3 Step 4

Place unprogrammed GreenPAK into socket

Design your IC with GreenPAK GUI

Click **Program** to freeze GreenPAK's NVM


Your custom IC is ready for use

GREENPAK 工具

通过以下三种开发板，工程师可以使用 GreenPAK 混合信号 IC 开发定制化方案。您可以从一个全新的项目开始，或者通过修改瑞萨电子网站上 (renesas.com) 提供的实例而进行您自己的方案设计。


开发板/功能	特性
GreenPAK DIP 开发板 非常适合面包板和快速搭建原型机	<ul style="list-style-type: none"> • USB 接口 • 兼容 MacOS, Windows 和 Linux 系统 • 支持烧录和仿真 • 用于连接外部测试设备的门控扩展连接器 
GreenPAK 高级开发板 可以使用任意 GreenPAK IC，在几分钟内创建、烧录您的原型机。	<ul style="list-style-type: none"> • USB 接口 • 兼容 MacOS, Windows 和 Linux 系统 • 支持烧录和仿真 • 用于连接外部测试设备的门控扩展连接器 • 预置信号和逻辑功能指示灯便于状态识别指示 
GreenPAK 在线调试板 (GSD) 可以在线调试所有带 I ² C 的 GreenPAK IC	<ul style="list-style-type: none"> • 电源和控制 USB 接口 • 带有 I²C 接口的 4 pin 连接器 • 兼容 MacOS, Windows and Linux 系统 • 支持 SLG46824, SLG46826 和 SLG47004 在线烧录 

SLG47004 评估板-- 基于 SLG47004 的基本模拟配置，可实现用户定义的电路和参数的评估板



SLG47004V-EVB
GreenPAK SLG47004V 评估板

HVPAK™ 演示板 -- 用户可以进行 SLG47105 的测试评估它能够驱动内置直流和步进电机，并带有LED控制功能



SLG47105V-DMO
HVPAK SLG47105 演示板

GreenPAK 产品组合

Programmable Mixed-Signal Matrix	SLG46108	SLG46110	SLG46116/7	SLG46120	SLG46127	SLG46140	SLG46169
Temperature Range (°C)	-40 to +85	-40 to +85	-40 to +85	-40 to +85	-40 to +85	-40 to +85	-40 to +85
# of GPIOs	6	8	7	10 *	6	12	12
Operating Voltage (V)	1.8 to 5.0	1.8 to 5.0	1.8 to 5.0	1.8 to 5.0	1.8 to 5.0	1.8 to 5.0	1.8 to 5.0
Dual Supply (VDD2 1.8 V to VDD)	–	–	–	SLG46121 *	–	–	–
8-bit SAR ADC	–	–	–	–	–	–	–
Analog/Digital Comparators	–	2/0	2/0	2/0	2/0	2/3	2/3
Maximum Look Up Tables (LUTs)	10	10	10	16	10	16	18
Maximum Counters/Delays	4	4	4	4	4	4	7
Maximum DFF / Latch	4	4	4	8	4	6	6
PWMs	–	–	–	–	–	3	–
Pipe Delay	–	8-stage	8-stage	8-stage	8-stage	16-stage	16-stage
Programmable Delay	1	1	1	1	1	1	1
Internal Oscillator (Hz)	25 k / 2 M	25 k / 2 M	25 k / 2 M	25 k / 2 M	25 k / 2 M	1.7 k / 25 k / 2 M / 25 M	25 k / 2 M
LoadSwitch (LS) / LDO / DCDC / High Current Output (HCO)	–	–	1.25 A PFET LS	–	2 x 2 A PFET LS	–	–
Asynchronous State Machine	–	–	–	–	–	–	–
Communication Interface	–	–	–	–	–	SPI	–
QFN Part Number	SLG46108V	SLG46110V	SLG46116V SLG46117V	SLG46120V SLG46121V	–	SLG46140V	SLG46169V
QFN Package Size (mm)	1.0 x 1.2	1.6 x 1.6	1.6 x 2.5	1.6 x 1.6	–	1.6 x 2.0	2.0 x 2.2
Alternate Package Part Number	–	–	–	SLG46120P	SLG46127M	–	–
Alternate Package Type and Size (mm)	–	–	–	STQFN 2.0 x 2.0	MSTQFN 1.6 x 2.0	–	–

Programmable Mixed-Signal Matrix	SLG46170	SLG46517	SLG46533	SLG46534	SLG46536	SLG46537	SLG46580
Temperature Range (°C)	-40 to +85	-40 to +85	-40 to +85	-40 to +85	-40 to +85	-40 to +85	-40 to +85
# of GPIOs	12	16	18	12 *	12	18 *	9
Operating Voltage (V)	1.8 to 5.0	1.8 to 5.0	1.8 to 5.0	1.8 to 5.0	1.8 to 5.0	1.8 to 5.0	2.5 to 5.0
Dual Supply (VDD2 1.8 V to VDD)	–	–	–	SLG46535 *	–	SLG46538 *	–
8-bit SAR ADC	–	–	–	–	–	–	–
Analog/Digital Comparators	–	4/0	4/0	3/0	3/0	4/0	4/0
Maximum Look Up Tables (LUTs)	17	17	25	17	25	17	15
Maximum Counters/Delays	8	7	7	7	7	7	5
Maximum DFF / Latch	6	8	15	8	15	8	9
PWMs	–	–	–	–	–	–	–
Pipe Delay	16-stage	16-stage	16-stage	16-stage	16-stage	16-stage	16-stage
Programmable Delay	1	1	1	1	1	1	1
Internal Oscillator (Hz)	25 k / 2 M	25 k / 2 M / 25 M	25 k / 2 M / 25 M	25 k / 2 M / 25 M	25 k / 2 M / 25 M	25 k / 2 M / 25 M	25 k / 2 M / 25 M
LoadSwitch (LS) / LDO / DCDC / High Current Output (HCO)	–	2 x 2 A PFET LS	–	–	–	–	4 x 150 mA LDO
Asynchronous State Machine	–	8-State	–	8-State	–	8-State	8-State
Communication Interface	–	I2C	I2C	I2C	I2C	I2C	I2C
QFN Part Number	SLG46170V	–	SLG46533V	SLG46534V SLG46535V	SLG46536V	SLG46537V SLG46538V	SLG46580V
QFN Package Size (mm)	2.0 x 2.2	–	2.0 x 3.0	2.0 x 2.2	2.0 x 2.2	2.0 x 3.0	2.0 x 3.0
Alternate Package Part Number	–	SLG46517M	SLG46533M	–	–	SLG46537M SLG46538M	–
Alternate Package Type and Size (mm)	–	MSTQFN 2.0 x 3.0	MSTQFN 2.0 x 2.2	–	–	MSTQFN 2.0 x 2.2	–

*Dual Supply versions lose one GPIO for VDD2

GreenPAK 产品组合

Programmable Mixed-Signal Matrix	SLG46582	SLG46583	SLG46585	SLG46721	SLG46722	SLG46811	SLG46855
Temperature Range (°C)	-40 to +85	-40 to +85	-40 to +85	-40 to +85	-40 to +85	-40 to +85	-40 to +85
# of GPIOs	9	9	7	18	18	10	12
Operating Voltage (V)	2.5 to 5.0	2.5 to 5.0	2.5 to 5.0	1.8 to 5.0	1.8 to 5.0	2.3 to 5.5	2.3 to 5.0
Dual Supply (VDD2 1.8 V to VDD)	–	–	–	–	–	–	–
8-bit SAR ADC	–	–	–	–	–	–	–
Analog/Digital Comparators	4/0	4/0	4/0	4/0	–	1(4)/0	4/0
Maximum Look Up Tables (LUTs)	15	15	16	18	17	18	23
Maximum Counters/Delays	5	5	5	7	8	6	8
Maximum DFF / Latch	9	9	9	6	6	17	21
PWMs	–	–	–	–	–	–	–
Pipe Delay	16-stage	16-stage	16-stage	16-stage	16-stage	4 Shift Registers	16-stage
Programmable Delay	1	1	1	1	1	1	Yes
Internal Oscillator (Hz)	25 k / 2 M / 25 M	25 k / 2 M / 25 M	25 k / 2 M / 25 M	25 k / 2 M	25 k / 2 M	2 k / 10 k / 25 M	2 k / 2 M / 25 M
LoadSwitch (LS) / LDO / DCDC / High Current Output (HCO)	2 x 300 mA LDO	1 x 600 mA LDO	4 x 150 mA LDO 1 A DCDC	–	–	–	–
Asynchronous State Machine	8-State	8-State	8-State	–	8-State	–	–
Communication Interface	I2C	I2C	I2C	–	–	I2C	I2C
QFN Part Number	SLG46582V	SLG46583V	–	SLG46721V	SLG46722V	SLG46811V	SLG46855V
QFN Package Size (mm)	2.0 x 3.0	2.0 x 3.0	–	2.0 x 3.0	2.0 x 3.0	1.6 x 1.6	1.6 x 2.0
Alternate Package Part Number	–	–	SLG46585M	–	–	–	–
Alternate Package Type and Size (mm)	–	–	MSTQFN 3.0 x 3.0	–	–	–	–

Programmable Mixed-Signal Matrix	SLG46620	SLG46824	SLG46826	SLG46867	SLG46880	SLG46881	SLG47512 SLG47513
Temperature Range (°C)	-40 to +85	-40 to +85	-40 to +85	-40 to +85	-40 to +85	-40 to +85	-40 to +85
# of GPIOs	18 *	17	17	10	28	28	10 (SLG47512) 14 (SLG47513)
Operating Voltage (V)	1.8 to 5.0	2.3 to 5.0	2.3 to 5.0	2.3 to 5.0	2.3 to 5.0	2.3 to 5.0	1.0 to 1.65
Dual Supply (VDD2 1.8 V to VDD)	SLG46621 *	1.71 to VDD	1.71 to VDD	–	2.3-VDD	1.0-1.8	–
8-bit SAR ADC	1	–	–	–	–	–	–
Analog/Digital Comparators	6/3	2/0	4/0	4/0	5/0	5/0	2/0
Maximum Look Up Tables (LUTs)	26	19	19	23	12	12	23
Maximum Counters/Delays	10	8	8	8	5	5	8
Maximum DFF / Latch	12	17	17	21	5	5	15
PWMs	3	–	–	–	–	–	–
Pipe Delay	2 x 16-stage	16-stage	16-stage	2 x 16-stage	16-stage	16-stage	14 Shift Registers
Programmable Delay	2	Yes	Yes	Yes	Yes	Yes	1
Internal Oscillator (Hz)	1.7 k / 25 k / 2 M / 27 M	2 k / 2 M / 25 M	2 k / 2 M / 25 M	2 k / 2 M / 25 M	2 k / 2 M / 25 M	2 k / 2 M / 25 M	2 k / 25 M
LoadSwitch (LS) / LDO / DCDC / High Current Output (HCO)	–	–	–	2 x 2 A PFET LS	–	–	–
Asynchronous State Machine	–	–	–	–	12-State	12-State	–
Communication Interface	SPI	I2C	I2C	I2C	I2C	I2C	I2C
QFN Part Number	SLG46620V SLG46621V	SLG46824V	SLG46826V	–	SLG46880V	SLG46881V	SLG47512V
QFN Package Size (mm)	2.0 x 3.0	2.0 x 3.0	2.0 x 3.0	–	4.0 x 4.0	4.0 x 4.0	1.6 x 1.6
Alternate Package Part Number	SLG46620G	SLG46824G	SLG46826G	SLG46867M	–	–	SLG47513M
Alternate Package Type and Size (mm)	TSSOP 6.5 x 6.4	TSSOP 6.5 x 6.4	TSSOP 6.5 x 6.4	MSTQFN 1.6 x 3.0	–	–	MSTQFN 1.6 x 1.6

* Dual Supply versions lose one GPIO for VDD2

GreenPAK 产品组合

Automotive Programmable Mixed-Signal Matrix

	SLG46538-A	SLG46620-A	SLG46625-A	SLG46827-A	SLG46855-A	SLG46857-A	SLG46880-A
Temperature Range (°C)	-40 to +125	-40 to +105	-40 to +125	-40 to +105	-40 to +105	-40 to +125	-40 to +125
# of GPIOs	20/17	20/18	20/18	20/17	14/12	14/12	32/28
Operating Voltage (V)	1.71 to 5.5	1.71 to 3.6	1.71 to 5.3	2.3 to 5.5	2.3 to 5.5	2.3 to 5.5	2.3 to 5.5
Dual Supply	1.71 to VDD	—	—	1.71 to VDD	—	—	2.3 to VDD
8-bit SAR ADC	—	1	1	—	—	—	—
Analog/Digital Comparators	4/0	6/3	6/3	4/0	4/0	4/0	5/0
Maximum Look Up Tables (LUTs)	17	26	26	19	28	28	12
Maximum Counters / Delays	7	10	10	8	8	8	5
Maximum DFF / Latch	8	12	12	16	21	21	5
PWMs	—	3	3	—	—	—	—
Pipe Delay	16-stage	2 x 16-stage	2 x 16-stage	16-stage	16-stage	16-stage	16-stage
Programmable Delay	1	2	2	1	1	1	1
Internal Oscillator (Hz)	25 k / 2 M / 25 M	1.7 k / 25 k / 2 M / 27 M	1.7 k / 25 k / 2 M / 27 M	2 k / 2 M / 25 M	2 k / 2 M / 25 M	2 k / 2 M / 25 M	2 k / 2 M / 25 M
Asynchronous State Machine	8-State	—	—	—	—	—	12-State
Communication Interface	I2C	SPI	SPI	I2C	I2C	I2C	I2C
QFN Part Number	SLG46538-AP	—	SLG46625-AP	—	SLG46855-AP	SLG45857-AP	SLG46880-AP
QFN Package Size (mm)	3.5 x 3.5 with wettable flanks	—	3.5 x 3.5 with wettable flanks	—	3 x 3 with wettable flanks	3 x 3 with wettable flanks	5 x 5 with wettable flanks
Alternate Package Type and Size (mm)	—	TSSOP 6.4 x 6.5	—	TSSOP 6.4 x 6.5	—	—	—

Programmable Mixed-Signal Matrix

	HVPAK™		AnalogPAK™
Part number	SLG47105	SLG47115	SLG47004
Temperature Range (°C)	-40 to +85	-40 to +85	-40 to +85
# of GPIOs	8	8	8
High Voltage High Current Output (HV_GPO_HD)	4 x 1.5 A RMS (2 A Peak) HV_GPO_HD	2 x 1.5 A RMS (3 A Peak) HV_GPO_HD	—
Operating Voltage (V)	2.3 to 5.5	2.3 to 5.5	2.4 to 5.5
Dual Supply (VDD2, V)	3.0 to 13.2	4.5 to 26.4	—
Abs Max (VDD2, V)	18	32	—
Operational Amplifiers	—	—	3
Digital Rheostats (1024 Position), resistance	—	—	2 x 100 kW
Analog Switch	—	—	2
Analog / Current Sense Comparators / Differential Amplifier	2/2/1	2/1/1	3/0/0
Maximum Look Up Tables (LUTs)	17	17	20
Maximum Counters/Delays	5	5	7
Maximum DFF / Latch	15	15	18
PWMs	2	2	—
Pipe Delay	16-stage	16-stage	16-stage
Programmable Delay	1	1	1
Internal Oscillator (Hz)	2 k / 25 M	2 k / 25 M	2.048 k / 2.048 M / 25 M
Communication Interface	I2C	I2C	I2C
QFN Package Size (mm)	20-pin, 2.0 x 3.0	20-pin, 2.0 x 3.0	24-pin, 3.0 x 3.0

请访问 [renesas.com/greenpak](https://www.renesas.com/greenpak) 了解完整产品组合的更多详细信息，包括数据手册、评估板和样品。



Renesas Electronics America Inc. | [renesas.com](https://www.renesas.com)
1001 Murphy Ranch Road, Milpitas, CA 95035 | Phone: 1-888-468-3774

© 2022 Renesas Electronics America Inc. (REA). All rights reserved. All trademarks are the property of their respective owners. REA believes the information herein was accurate when given but assumes no risk as to its quality or use. All information is provided as-is without warranties of any kind, whether express, implied, statutory, or arising from course of dealing, usage, or trade practice, including without limitation as to merchantability, fitness for a particular purpose, or non-infringement. REA shall not be liable for any direct, indirect, special, consequential, incidental, or other damages whatsoever, arising from use of or reliance on the information herein, if advised of the possibility of such damages. REA reserves the right, without notice, to discontinue products or make changes to the design or specifications of its products or other information herein. All contents are protected by U.S. and international copyright laws. Except as specifically permitted herein, no portion of this material may be reproduced in any form, or by any means, without prior written permission from Renesas Electronics America Inc. Visitors or users are not permitted to modify, distribute, publish, transmit or create derivative works of any of this material for any public or commercial purposes.