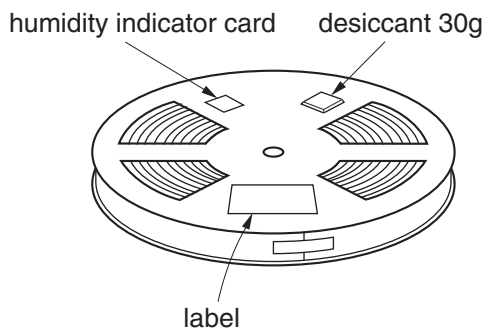


EMBOSSED TAPE PACKING

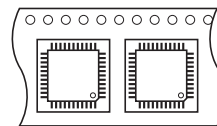
1. CONTAINER



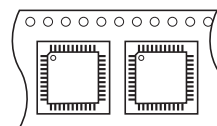
MOUNTING DIRECTION

Direction of feed →

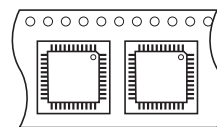
E1 Type



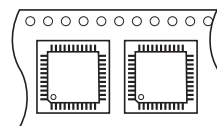
E2 Type



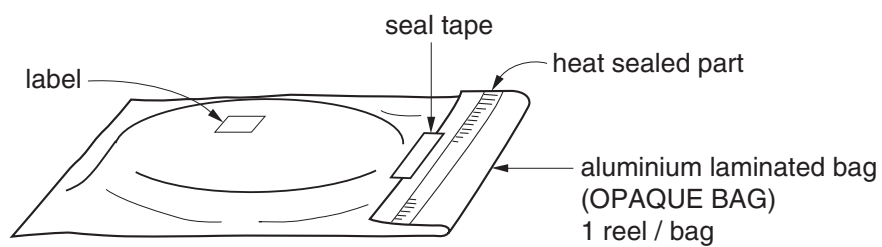
E3 Type



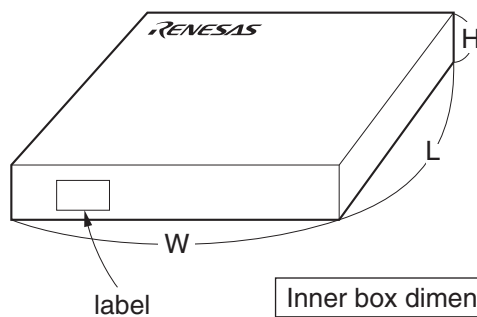
E4 Type



2. DRY PACK



3. INNER BOX



Inner box dimension	W x L x H : 343 x 343 x 53 (mm)
Quantity (reel)	1
Label position	Side of box