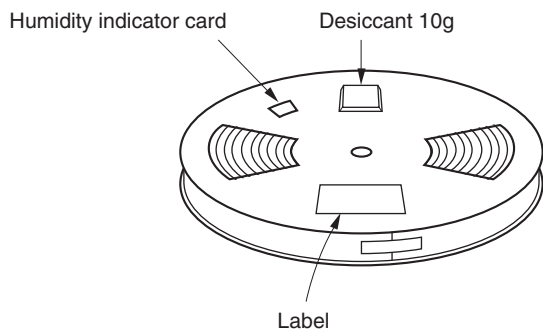


# EMBOSSED TAPE PACKING

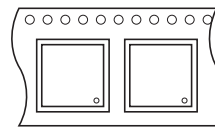
## 1. CONTAINER



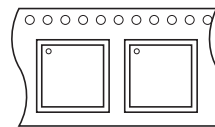
Mounting Direction

Direction of feed →

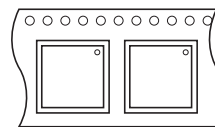
E1 Type



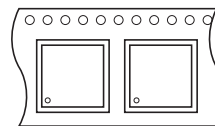
E2 Type



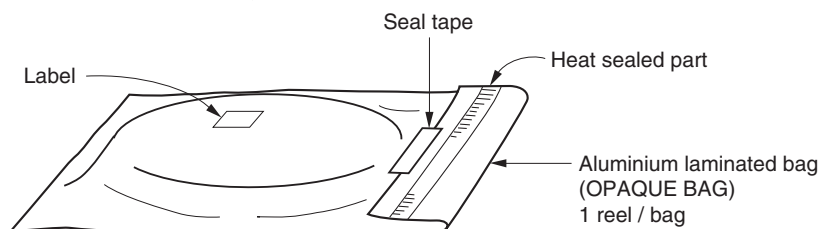
E3 Type



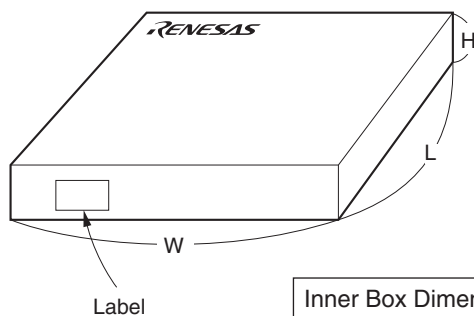
E4 Type



## 2. DRY PACK



## 3. INNER BOX



Inner Box Dimension	W x L x H : 246 x 213 x 48 (mm)
Quantity (reel)	2
Label Position	Side or top of box (The figure is an example.)