

ACS138MS

Radiation Hardened 3-to-8 Line Decoder/Demultiplexer

FN4461
Rev.0.00
December 1997

Features

- QML Qualified Per MIL-PRF-38535 Requirements
- 1.25Micron Radiation Hardened SOS CMOS
- Radiation Environment
 - Latch-up Free Under any Conditions
 - Total Dose 3×10^5 RAD(Si)
 - SEU Immunity $<1 \times 10^{-10}$ Errors/Bit/Day
 - SEU LET Threshold. $>100\text{MeV}/(\text{mg}/\text{cm}^2)$
- Input Logic Levels ... $V_{IL} = (0.3V)(V_{CC})$, $V_{IH} = (0.7V)(V_{CC})$
- Output Current $\pm 12\text{mA}$
- Quiescent Supply Current $20\mu\text{A}$
- Propagation Delay 15ns

Applications

- Memory Decoding
- Data Routing
- Code Conversion

Description

The Radiation Hardened ACS138MS is an Inverting 3-to-8 Line Decoder/Demultiplexer with three binary select inputs (A_0 , A_1 and A_2). If the device is enabled, these inputs determine which one of the eight normally high outputs will go low.

Two active low and one active high enable inputs (\bar{E}_1 , \bar{E}_2 and E_3) are provided to make cascaded decoder designs easier to implement.

The ACS138MS is fabricated on a CMOS Silicon on Sapphire (SOS) process, which provides an immunity to Single Event Latch-up and the capability of highly reliable performance in any radiation environment. These devices offer significant power reduction and faster performance when compared to ALSTTL types.

Specifications for Rad Hard QML devices are controlled by the Defense Supply Center in Columbus (DSCC). The SMD numbers listed below must be used when ordering.

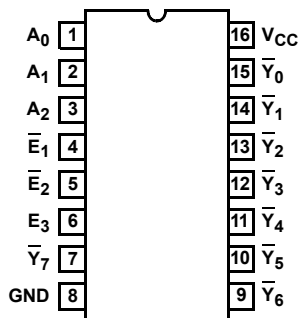
Detailed Electrical Specifications for the ACS138 are contained in SMD [5962-98534](#).

Ordering Information

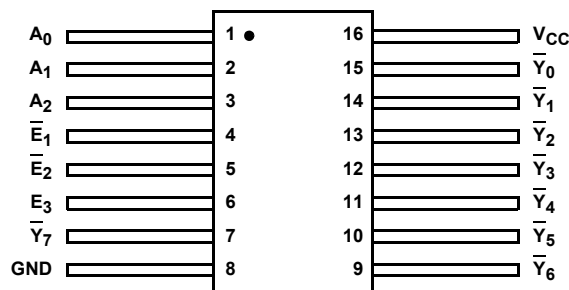
| SMD PART NUMBER | INTERSIL PART NUMBER | TEMP. RANGE (°C) | PACKAGE | CASE OUTLINE |
|-----------------|----------------------|------------------|----------------|--------------|
| 5962F9853401VEC | ACS138DMSR-02 | -55 to 125 | 16 Ld SBDIP | CDIP2-T16 |
| N/A | ACS138D/Sample-02 | 25 | 16 Ld SBDIP | CDIP2-T16 |
| 5962F9853401VXC | ACS138KMSR-02 | -55 to 125 | 16 Ld Flatpack | CDFP4-F16 |
| N/A | ACS138K/Sample-02 | 25 | 16 Ld Flatpack | CDFP4-F16 |
| N/A | ACS138HMSR-02 | 25 | Die | N/A |

Pinouts

ACS138 (SBDIP)
TOP VIEW



ACS138 (FLATPACK)
TOP VIEW



Die Characteristics

DIE DIMENSIONS:

Size: 2390 μ m x 2390 μ m (94 mils x 94 mils)
 Thickness: 525 μ m \pm 25 μ m (20.6 mils \pm 1 mil)
 Bond Pad: 110 μ m x 110 μ m (4.3 x 4.3 mils)

METALLIZATION: Al

Metal 1 Thickness: 0.7 μ m \pm 0.1 μ m
 Metal 2 Thickness: 1.0 μ m \pm 0.1 μ m

SUBSTRATE POTENTIAL:

Unbiased Insulator

PASSIVATION

Type: Phosphorous Silicon Glass (PSG)
 Thickness: 1.30 μ m \pm 0.15 μ m

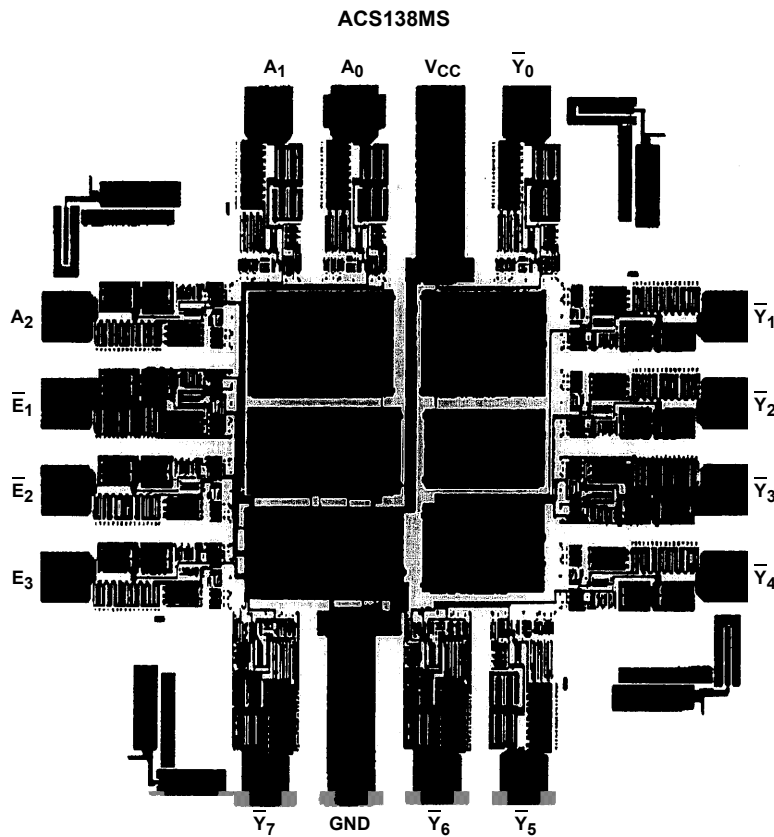
SPECIAL INSTRUCTIONS:

Bond V_{CC} First

ADDITIONAL INFORMATION:

Worst Case Density: <2.0 x 10⁵ A/cm²
 Transistor Count: 220

Metallization Mask Layout



© Copyright Intersil Americas LLC 1999. All Rights Reserved.

All trademarks and registered trademarks are the property of their respective owners.

For additional products, see www.intersil.com/en/products.html

Intersil products are manufactured, assembled and tested utilizing ISO9001 quality systems as noted in the quality certifications found at www.intersil.com/en/support/qualandreliability.html

Intersil products are sold by description only. Intersil may modify the circuit design and/or specifications of products at any time without notice, provided that such modification does not, in Intersil's sole judgment, affect the form, fit or function of the product. Accordingly, the reader is cautioned to verify that datasheets are current before placing orders. Information furnished by Intersil is believed to be accurate and reliable. However, no responsibility is assumed by Intersil or its subsidiaries for its use; nor for any infringements of patents or other rights of third parties which may result from its use. No license is granted by implication or otherwise under any patent or patent rights of Intersil or its subsidiaries.

For information regarding Intersil Corporation and its products, see www.intersil.com