

# RJU65F28DWA / RJU65F28DWS

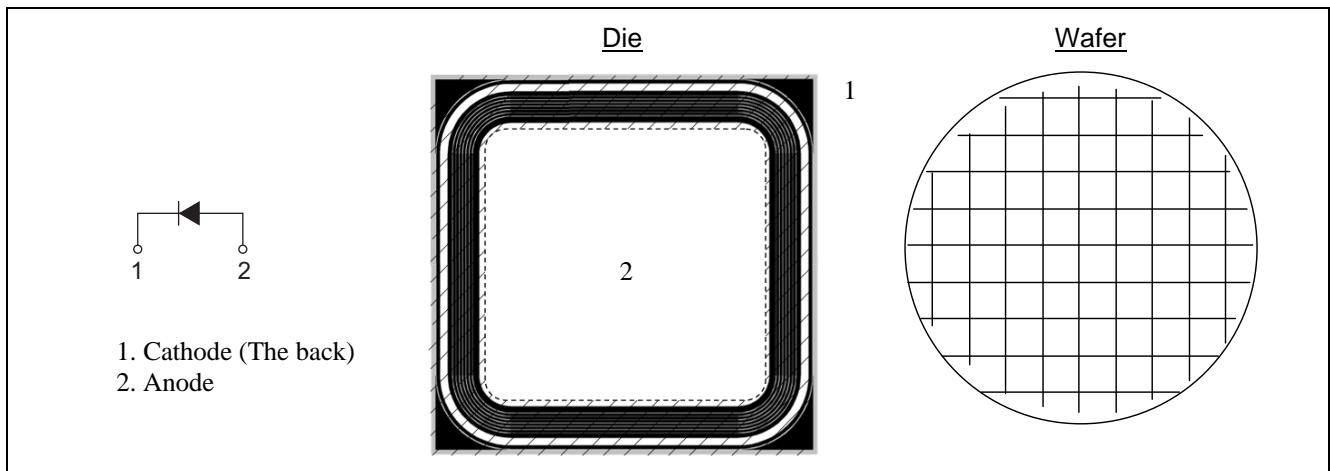
650V - 200A - Fast Recovery Diode  
Application: Inverter

R07DS1486EJ0201  
Rev.2.01  
Apr.10.2020

## Features

- Low forward voltage  
 $V_F = 1.7 \text{ V typ. (at } I_F = 200 \text{ A, } T_c = 25^\circ\text{C)}$
- Fast recovery (soft recovery)
- $t_{rr} = 110 \text{ ns typ. (at } I_F = 100 \text{ A, } di/dt = 100 \text{ A}/\mu\text{s, } T_c = 25^\circ\text{C)}$

## Outline



## Absolute Maximum Ratings

( $T_c = 25^\circ\text{C}$  unless otherwise noted)

Item	Symbol	Ratings	Unit	
Maximum reverse voltage	$V_{RM}$	650	V	
Forward current	$T_c = 25^\circ\text{C}$	$I_F$ Notes1	400	A
	$T_c = 100^\circ\text{C}$	$I_F$ Notes1	200	A
Junction temperature	$T_j$ Notes2	175	$^\circ\text{C}$	

- Notes: 1. Depends on thermal properties of assembly.  
2. Please use this device in the thermal condition which the junction temperature does not exceed  $175^\circ\text{C}$ . IGBT Application Note is disclosed about reliability test and application condition up to  $T_j = 175^\circ\text{C}$ .  
3. Continuous heavy condition (e.g. high temperature/voltage/current or high variation of temperature) may affect a reliability even if it is within the absolute maximum ratings. Please consider derating condition for appropriate reliability in reference Renesas Semiconductor Reliability Handbook (Recommendation for Handling and Usage of Semiconductor Devices) and individual reliability data.

**Electrical Characteristics** (These data are an actual measurement value in a package.)

(Tc = 25°C unless otherwise noted)

Item	Symbol	Min	Typ	Max	Unit	Test conditions
Forward voltage	$V_F$	—	1.7	2.2	V	$I_F = 200$ A Notes4, Notes5
Reverse current	$I_R$	—	—	2	$\mu$ A	$V_R = 650$ V Notes6
Reverse recovery time	$t_{rr}$	—	110	—	ns	$I_F = 100$ A, $di/dt = 100$ A/ $\mu$ s Notes5, Notes7

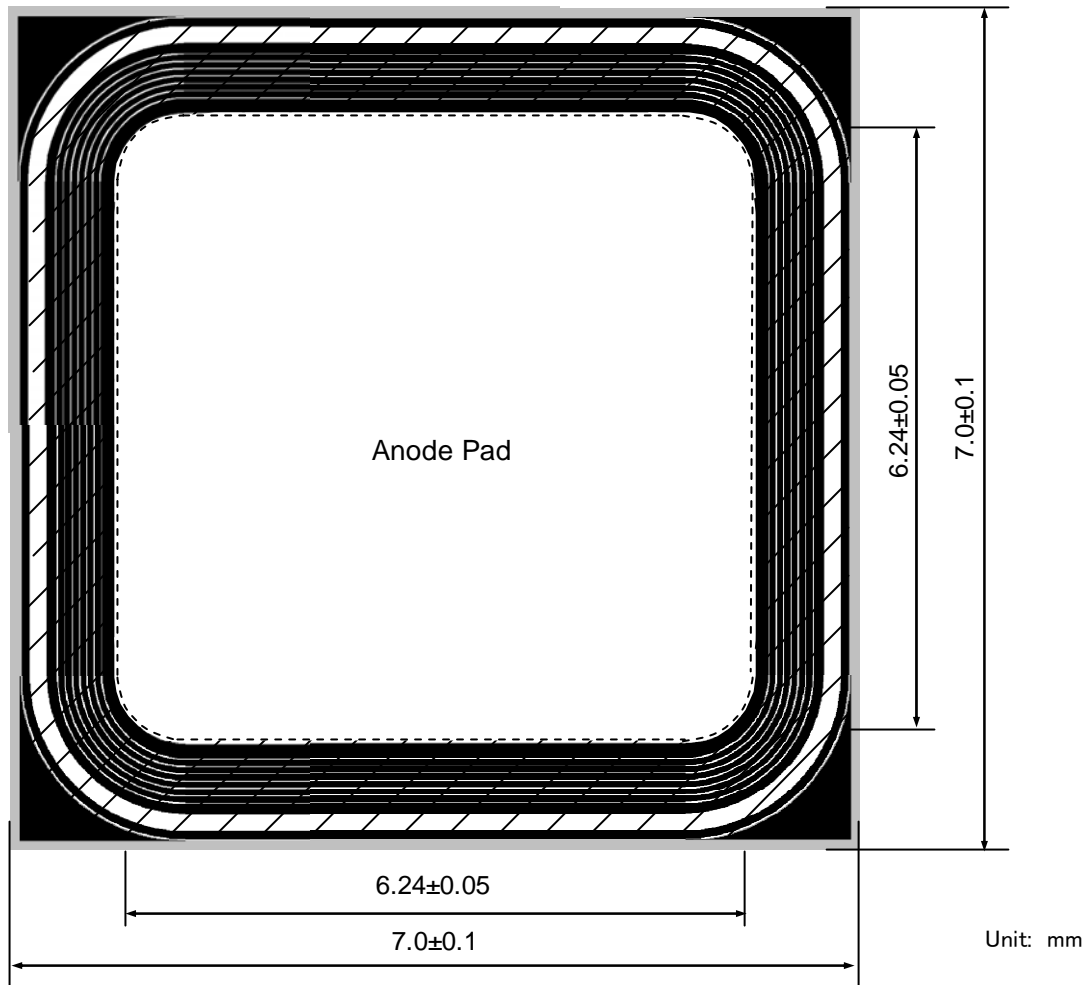
Notes: 4. Pulse test

5. Designed target value on Renesas measurement condition. (Not tested)

6. Tested on wafer

7. Tested to be mounted on Renesas single test vehicle.

Die Dimension



Note 1 :

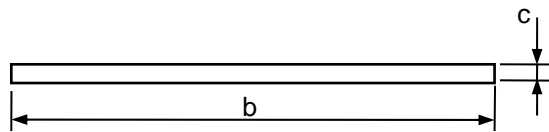
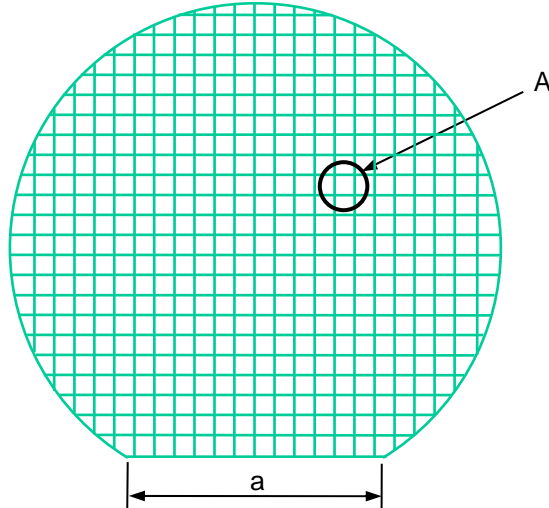
Illustration	Definition
Part of white	Al pattern
Part of dotted line	Bonding area
Part of hatching	Final passivation

Note 2 : The back of the chip is processed with Au evaporation.

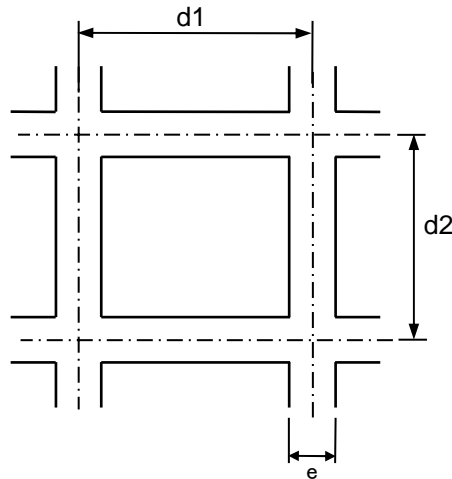
Note 3 : Recognition, target and any other patterns which are not related to FRD operation, may be changed without notice.

**Wafer Dimension**

Wafer dimension



A Enlargement



Item	Symbol	Dimensions (mm)
Orientation flat	a	(47.5)
Wafer diameter	b	150
Wafer thickness	c	0.07
Chip pitch	d1	7.00
	d2	7.00
Scribe grid	e	0.076

( ) : Reference

**Ordering Information**

Orderable Part Number	Shipment form
RJU65F28DWA-00#W0	Unsawn wafer
RJU65F28DWS-00#W0	Sawn wafer

## Notice

1. Descriptions of circuits, software and other related information in this document are provided only to illustrate the operation of semiconductor products and application examples. You are fully responsible for the incorporation or any other use of the circuits, software, and information in the design of your product or system. Renesas Electronics disclaims any and all liability for any losses and damages incurred by you or third parties arising from the use of these circuits, software, or information.
2. Renesas Electronics hereby expressly disclaims any warranties against and liability for infringement or any other claims involving patents, copyrights, or other intellectual property rights of third parties, by or arising from the use of Renesas Electronics products or technical information described in this document, including but not limited to, the product data, drawings, charts, programs, algorithms, and application examples.
3. No license, express, implied or otherwise, is granted hereby under any patents, copyrights or other intellectual property rights of Renesas Electronics or others.
4. You shall not alter, modify, copy, or reverse engineer any Renesas Electronics product, whether in whole or in part. Renesas Electronics disclaims any and all liability for any losses or damages incurred by you or third parties arising from such alteration, modification, copying or reverse engineering.
5. Renesas Electronics products are classified according to the following two quality grades: "Standard" and "High Quality". The intended applications for each Renesas Electronics product depends on the product's quality grade, as indicated below.
  - "Standard": Computers; office equipment; communications equipment; test and measurement equipment; audio and visual equipment; home electronic appliances; machine tools; personal electronic equipment; industrial robots; etc.
  - "High Quality": Transportation equipment (automobiles, trains, ships, etc.); traffic control (traffic lights); large-scale communication equipment; key financial terminal systems; safety control equipment; etc.Unless expressly designated as a high reliability product or a product for harsh environments in a Renesas Electronics data sheet or other Renesas Electronics document, Renesas Electronics products are not intended or authorized for use in products or systems that may pose a direct threat to human life or bodily injury (artificial life support devices or systems; surgical implantations; etc.), or may cause serious property damage (space system; undersea repeaters; nuclear power control systems; aircraft control systems; key plant systems; military equipment; etc.). Renesas Electronics disclaims any and all liability for any damages or losses incurred by you or any third parties arising from the use of any Renesas Electronics product that is inconsistent with any Renesas Electronics data sheet, user's manual or other Renesas Electronics document.
6. When using Renesas Electronics products, refer to the latest product information (data sheets, user's manuals, application notes, "General Notes for Handling and Using Semiconductor Devices" in the reliability handbook, etc.), and ensure that usage conditions are within the ranges specified by Renesas Electronics with respect to maximum ratings, operating power supply voltage range, heat dissipation characteristics, installation, etc. Renesas Electronics disclaims any and all liability for any malfunctions, failure or accident arising out of the use of Renesas Electronics products outside of such specified ranges.
7. Although Renesas Electronics endeavors to improve the quality and reliability of Renesas Electronics products, semiconductor products have specific characteristics, such as the occurrence of failure at a certain rate and malfunctions under certain use conditions. Unless designated as a high reliability product or a product for harsh environments in a Renesas Electronics data sheet or other Renesas Electronics document, Renesas Electronics products are not subject to radiation resistance design. You are responsible for implementing safety measures to guard against the possibility of bodily injury, injury or damage caused by fire, and/or danger to the public in the event of a failure or malfunction of Renesas Electronics products, such as safety design for hardware and software, including but not limited to redundancy, fire control and malfunction prevention, appropriate treatment for aging degradation or any other appropriate measures. Because the evaluation of microcomputer software alone is very difficult and impractical, you are responsible for evaluating the safety of the final products or systems manufactured by you.
8. Please contact a Renesas Electronics sales office for details as to environmental matters such as the environmental compatibility of each Renesas Electronics product. You are responsible for carefully and sufficiently investigating applicable laws and regulations that regulate the inclusion or use of controlled substances, including without limitation, the EU RoHS Directive, and using Renesas Electronics products in compliance with all these applicable laws and regulations. Renesas Electronics disclaims any and all liability for damages or losses occurring as a result of your noncompliance with applicable laws and regulations.
9. Renesas Electronics products and technologies shall not be used for or incorporated into any products or systems whose manufacture, use, or sale is prohibited under any applicable domestic or foreign laws or regulations. You shall comply with any applicable export control laws and regulations promulgated and administered by the governments of any countries asserting jurisdiction over the parties or transactions.
10. It is the responsibility of the buyer or distributor of Renesas Electronics products, or any other party who distributes, disposes of, or otherwise sells or transfers the product to a third party, to notify such third party in advance of the contents and conditions set forth in this document.
11. This document shall not be reprinted, reproduced or duplicated in any form, in whole or in part, without prior written consent of Renesas Electronics.
12. Please contact a Renesas Electronics sales office if you have any questions regarding the information contained in this document or Renesas Electronics products.

(Note1) "Renesas Electronics" as used in this document means Renesas Electronics Corporation and also includes its directly or indirectly controlled subsidiaries.

(Note2) "Renesas Electronics product(s)" means any product developed or manufactured by or for Renesas Electronics.

(Rev.4.0-1 November 2017)

## Corporate Headquarters

TOYOSU FORESIA, 3-2-24 Toyosu,  
Koto-ku, Tokyo 135-0061, Japan  
[www.renesas.com](http://www.renesas.com)

## Trademarks

Renesas and the Renesas logo are trademarks of Renesas Electronics Corporation. All trademarks and registered trademarks are the property of their respective owners.

## Contact information

For further information on a product, technology, the most up-to-date version of a document, or your nearest sales office, please visit:  
[www.renesas.com/contact/](http://www.renesas.com/contact/).