

## ISL6440

Using the ISL6440 Evaluation Board

AN1219  
Rev.2.00  
Mar 24, 2017

### Description

The [ISL6440](#) is a high performance triple-output controller offering control and protection features for two synchronous buck PWMs.

The ISL6440EVAL1Z evaluation board highlights the operation of the IC in an embedded DC/DC converter application.

[Table Ordering Information](#) shows the available evaluation board.

### Ordering Information

PART NUMBER	DESCRIPTION
ISL6440EVAL1Z	Evaluation board for the ISL6440IAZ

### Related Literature

- For a full list of related documents please visit our website
  - [ISL6440](#) product page

### Specifications

This board has been configured and optimized for the following operating conditions:

- Input Voltage Range ..... 5.6V to 24V
- Output
  - $V_{OUT1}$  ..... 3.3V/2A
  - $V_{OUT2}$  ..... 1.8V/2A
- $F_{OSC}$  = 300k fixed
- Overcurrent Threshold ..... >2A

### Recommended Test Equipment

- A 12V, 5A capable power supply
- An electronic load
- Four channel oscilloscope with probes
- Precision digital multimeters

### Power and Load Connections

**Input Voltage** - To connect a +12V power supply to the evaluation board, connect the positive lead of the power supply to VIN (P1) post and the ground lead of the supply to the GND (P2) post.

### Output Adjustment

Change the respective output voltage feedback resistors to modify the output voltage:

$$V_{OUT1} = 0.8 \cdot \left( 1 + \frac{R_5}{R_6} \right) \qquad V_{OUT2} = 0.8 \cdot \left( 1 + \frac{R_7}{R_8} \right) \qquad \text{(EQ. 1)}$$

### Soft-Start and Shutdown

The soft-start capacitors can be adjusted for sequencing of the output voltages, PWM start-up tracking, and/or to adjust the start-up current required to charge the output capacitors.

$$t_{SS(PWM1)} = C_5 \cdot \frac{0.8V}{5\mu A} \qquad t_{SS(PWM2)} = C_3 \cdot \frac{0.8V}{5\mu A} \qquad \text{(EQ. 2)}$$

To independently shutdown the PWMs, the SD1 or SD2 pin can be pulled to GND using the on board posts, P7 and P8 respectively.

### Power Good

When both PWMs are within  $\pm 10\%$  of their set value, the PGOOD signal will go high. The open-drain PGOOD pin is pulled HIGH to VCC\_5V on the board. The PGOOD circuitry monitors the FBx pin of each regulated output to determine if the outputs are in regulation. PGOOD can be monitored at post P9.

### Overcurrent Protection

The overcurrent thresholds can be adjusted on the ISL6440 evaluation board. The current sense resistors,  $I_{SENSE}$ , are set at 1.0k. The overcurrent set resistor is 95.3k. The overcurrent trip point can be adjusted by modifying  $R_{OCSET}$ ,  $R_3$  and  $R_4$ :

$$R_{OCSET} = \frac{7 \cdot R_{CS}}{I_{OC} \cdot r_{DS(ON)}} \qquad \text{(EQ. 3)}$$

$R_{OCSET}$  is the overcurrent set resistor,  $R_{CS}$  is the current sense resistor,  $I_{OC}$  is the desired overcurrent trip point, and  $r_{DS(ON)}$  is the on-resistance of the respective PWM's lower MOSFET.

Refer to the [ISL6440](#) datasheet for more information on how to select the current sense and overcurrent select resistors.

# ISL6440EVAL1Z Schematic

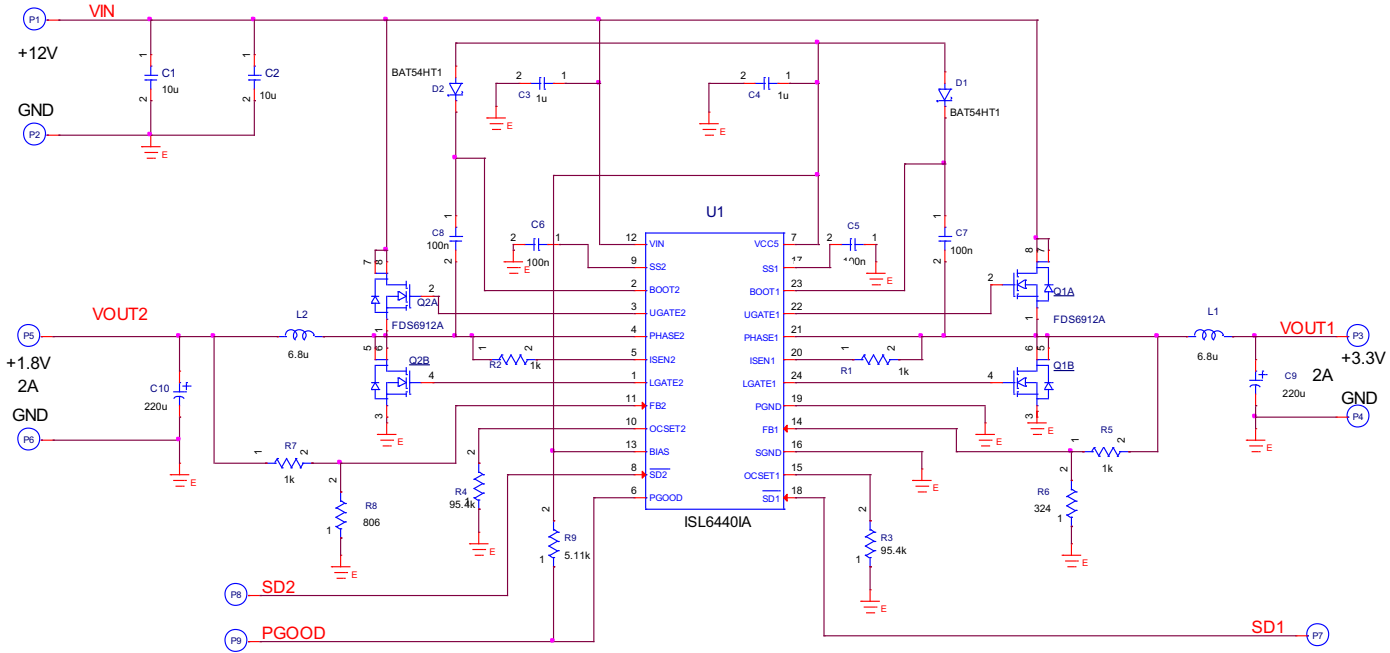


FIGURE 1. SCHEMATIC

## ISL6440EVAL1Z Bill of Materials

ITEM	REFERENCE	QTY	PART NUMBER	PART TYPE	DESCRIPTION	VENDOR
1	P1-P9	9	1514-2	Test Point	Turret 0.281 Height	Keystone
2	D1, D2	2	BAT54HT1G	Diode, Schottky	30V, 200mA	On Semi
3	C4	1	ECJ1VB0J105K	Cap, Ceramic, X5R	1 $\mu$ F, 10V, 0603, X5R	Panasonic
4	C9, C10	2	10TPB220M	Cap, POSCAP	220 $\mu$ F, 10V	Sanyo
5	C1, C2	2	C3225X7R1E106	Cap, Ceramic, 1210	10 $\mu$ F, 10%, 25V, 1210, X7R	TDK
6	L1, L2	2	D03316P-682ML	SMT Power Inductor	6.8 $\mu$ H, $\pm$ 20%, 4.6A, 27m $\Omega$	Coilcraft
7	C3	1	GRM188R61C105KA12D	Capacitor, Ceramic	1 $\mu$ F, 20%, 16V, Y5V, 0603	MURATA
8	Q1, Q2	2	FDS6912A	Dual NFET	6A, 30V, Dual NFET, S08	Fairchild
9	C5, C6, C7, C8	4	GRM188R71E104KA01D	Cap, Ceramic, 0603	0.1 $\mu$ F, 10%, 6.3V	MURATA/Generic
10	R1, R2, R5, R7	5		Resistor, Film	1k $\Omega$ , 0603, 1%, 1/16W	Any
11	R6	1		Resistor, Film	324 $\Omega$ , 0603, 1%, 1/16W	Any
12	R3, R4	1		Resistor, Film	95.3k $\Omega$ , 0603, 1%, 1/16W	Any
13	R9	1		Resistor, Film	5.11k $\Omega$ , 0603, 1%, 1/16W	Any
14	R8	1		Resistor, Film	806 $\Omega$ , 0603, 1%, 1/16W	Any
15	U1	1	ISL6440IAZ	300kHz, Dual PWM Controller		Intersil




FIGURE 2. TOP OF BOARD

# ISL6440EVAL1Z Layout

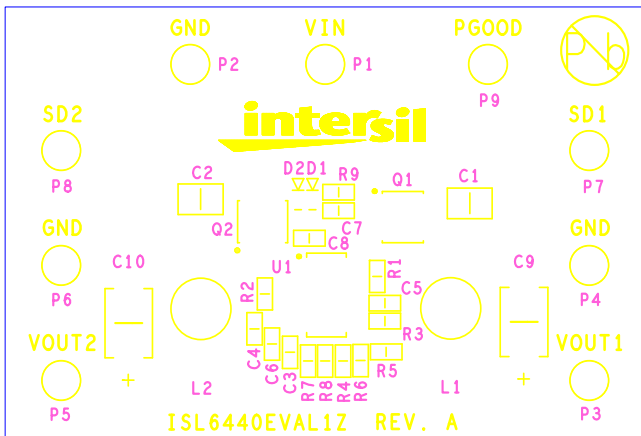


FIGURE 3. TOP SILK

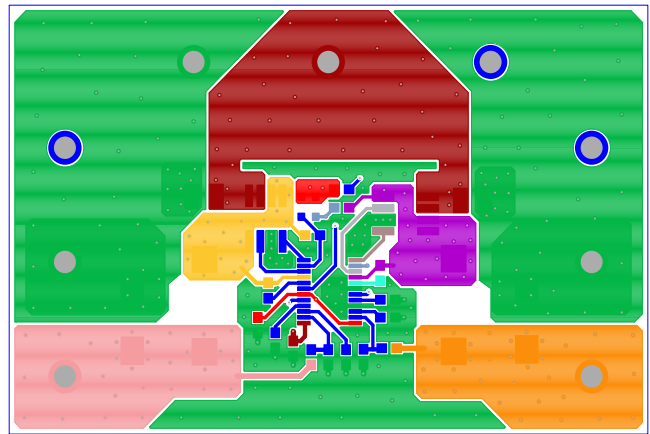


FIGURE 4. LAYER 1

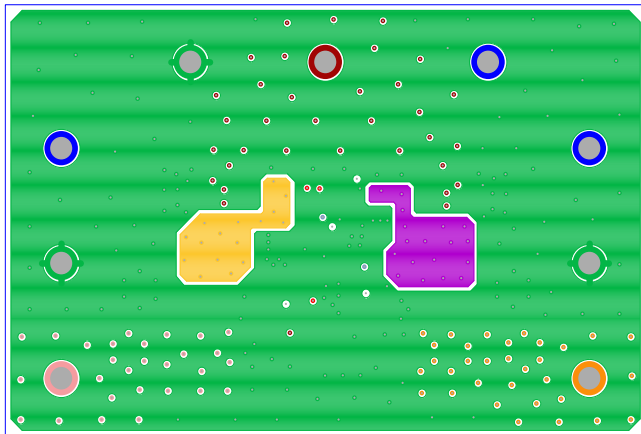


FIGURE 5. LAYER 2

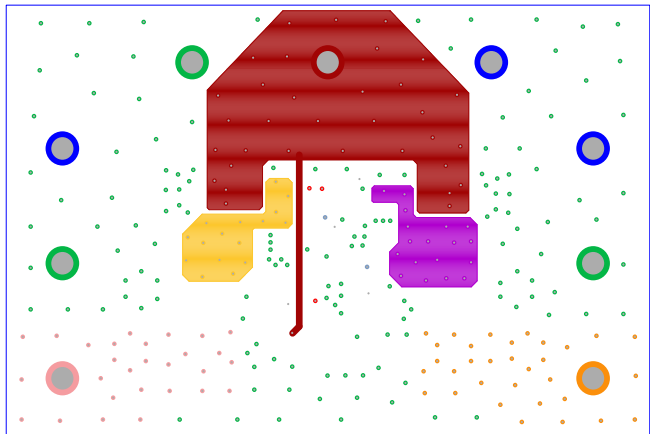


FIGURE 6. LAYER 3

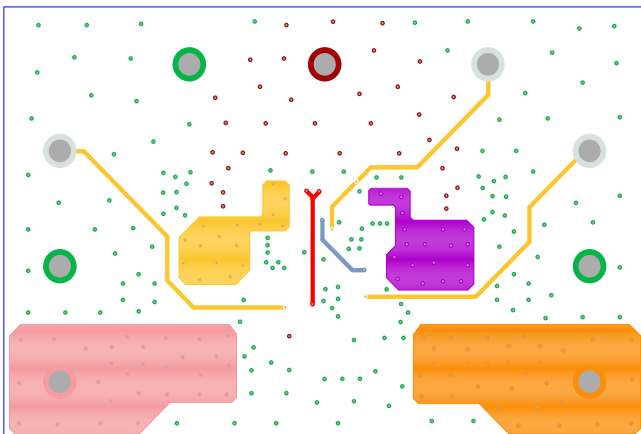


FIGURE 7. LAYER 4

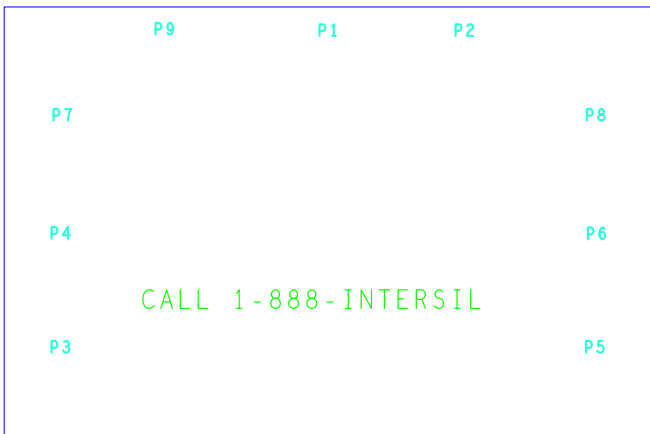


FIGURE 8. BOTTOM SILK

## Notice

1. Descriptions of circuits, software and other related information in this document are provided only to illustrate the operation of semiconductor products and application examples. You are fully responsible for the incorporation or any other use of the circuits, software, and information in the design of your product or system. Renesas Electronics disclaims any and all liability for any losses and damages incurred by you or third parties arising from the use of these circuits, software, or information.
2. Renesas Electronics hereby expressly disclaims any warranties against and liability for infringement or any other claims involving patents, copyrights, or other intellectual property rights of third parties, by or arising from the use of Renesas Electronics products or technical information described in this document, including but not limited to, the product data, drawings, charts, programs, algorithms, and application examples.
3. No license, express, implied or otherwise, is granted hereby under any patents, copyrights or other intellectual property rights of Renesas Electronics or others.
4. You shall not alter, modify, copy, or reverse engineer any Renesas Electronics product, whether in whole or in part. Renesas Electronics disclaims any and all liability for any losses or damages incurred by you or third parties arising from such alteration, modification, copying or reverse engineering.
5. Renesas Electronics products are classified according to the following two quality grades: "Standard" and "High Quality". The intended applications for each Renesas Electronics product depends on the product's quality grade, as indicated below.  
"Standard": Computers; office equipment; communications equipment; test and measurement equipment; audio and visual equipment; home electronic appliances; machine tools; personal electronic equipment; industrial robots; etc.  
"High Quality": Transportation equipment (automobiles, trains, ships, etc.); traffic control (traffic lights); large-scale communication equipment; key financial terminal systems; safety control equipment; etc.  
Unless expressly designated as a high reliability product or a product for harsh environments in a Renesas Electronics data sheet or other Renesas Electronics document, Renesas Electronics products are not intended or authorized for use in products or systems that may pose a direct threat to human life or bodily injury (artificial life support devices or systems; surgical implantations; etc.), or may cause serious property damage (space system; undersea repeaters; nuclear power control systems; aircraft control systems; key plant systems; military equipment; etc.). Renesas Electronics disclaims any and all liability for any damages or losses incurred by you or any third parties arising from the use of any Renesas Electronics product that is inconsistent with any Renesas Electronics data sheet, user's manual or other Renesas Electronics document.
6. When using Renesas Electronics products, refer to the latest product information (data sheets, user's manuals, application notes, "General Notes for Handling and Using Semiconductor Devices" in the reliability handbook, etc.), and ensure that usage conditions are within the ranges specified by Renesas Electronics with respect to maximum ratings, operating power supply voltage range, heat dissipation characteristics, installation, etc. Renesas Electronics disclaims any and all liability for any malfunctions, failure or accident arising out of the use of Renesas Electronics products outside of such specified ranges.
7. Although Renesas Electronics endeavors to improve the quality and reliability of Renesas Electronics products, semiconductor products have specific characteristics, such as the occurrence of failure at a certain rate and malfunctions under certain use conditions. Unless designated as a high reliability product or a product for harsh environments in a Renesas Electronics data sheet or other Renesas Electronics document, Renesas Electronics products are not subject to radiation resistance design. You are responsible for implementing safety measures to guard against the possibility of bodily injury, injury or damage caused by fire, and/or danger to the public in the event of a failure or malfunction of Renesas Electronics products, such as safety design for hardware and software, including but not limited to redundancy, fire control and malfunction prevention, appropriate treatment for aging degradation or any other appropriate measures. Because the evaluation of microcomputer software alone is very difficult and impractical, you are responsible for evaluating the safety of the final products or systems manufactured by you.
8. Please contact a Renesas Electronics sales office for details as to environmental matters such as the environmental compatibility of each Renesas Electronics product. You are responsible for carefully and sufficiently investigating applicable laws and regulations that regulate the inclusion or use of controlled substances, including without limitation, the EU RoHS Directive, and using Renesas Electronics products in compliance with all these applicable laws and regulations. Renesas Electronics disclaims any and all liability for damages or losses occurring as a result of your noncompliance with applicable laws and regulations.
9. Renesas Electronics products and technologies shall not be used for or incorporated into any products or systems whose manufacture, use, or sale is prohibited under any applicable domestic or foreign laws or regulations. You shall comply with any applicable export control laws and regulations promulgated and administered by the governments of any countries asserting jurisdiction over the parties or transactions.
10. It is the responsibility of the buyer or distributor of Renesas Electronics products, or any other party who distributes, disposes of, or otherwise sells or transfers the product to a third party, to notify such third party in advance of the contents and conditions set forth in this document.
11. This document shall not be reprinted, reproduced or duplicated in any form, in whole or in part, without prior written consent of Renesas Electronics.
12. Please contact a Renesas Electronics sales office if you have any questions regarding the information contained in this document or Renesas Electronics products.  
(Note 1) "Renesas Electronics" as used in this document means Renesas Electronics Corporation and also includes its directly or indirectly controlled subsidiaries.  
(Note 2) "Renesas Electronics product(s)" means any product developed or manufactured by or for Renesas Electronics.

(Rev.4.0-1 November 2017)



### SALES OFFICES

Renesas Electronics Corporation

<http://www.renesas.com>

Refer to "<http://www.renesas.com/>" for the latest and detailed information.

**Renesas Electronics America Inc.**  
1001 Murphy Ranch Road, Milpitas, CA 95035, U.S.A.  
Tel: +1-408-432-8888, Fax: +1-408-434-5351

**Renesas Electronics Canada Limited**  
9251 Yonge Street, Suite 8309 Richmond Hill, Ontario Canada L4C 9T3  
Tel: +1-905-237-2004

**Renesas Electronics Europe Limited**  
Dukes Meadow, Millboard Road, Bourne End, Buckinghamshire, SL8 5FH, U.K.  
Tel: +44-1628-651-700, Fax: +44-1628-651-804

**Renesas Electronics Europe GmbH**  
Arcadiastrasse 10, 40472 Düsseldorf, Germany  
Tel: +49-211-6503-0, Fax: +49-211-6503-1327

**Renesas Electronics (China) Co., Ltd.**  
Room 1709 Quantum Plaza, No.27 ZhichunLu, Haidian District, Beijing, 100191 P. R. China  
Tel: +86-10-8235-1155, Fax: +86-10-8235-7679

**Renesas Electronics (Shanghai) Co., Ltd.**  
Unit 301, Tower A, Central Towers, 555 Langao Road, Putuo District, Shanghai, 200333 P. R. China  
Tel: +86-21-2226-0888, Fax: +86-21-2226-0999

**Renesas Electronics Hong Kong Limited**  
Unit 1601-1611, 16/F., Tower 2, Grand Century Place, 193 Prince Edward Road West, Mongkok, Kowloon, Hong Kong  
Tel: +852-2265-6688, Fax: +852-2886-9022

**Renesas Electronics Taiwan Co., Ltd.**  
13F, No. 363, Fu Shing North Road, Taipei 10543, Taiwan  
Tel: +886-2-8175-9600, Fax: +886-2-8175-9670

**Renesas Electronics Singapore Pte. Ltd.**  
80 Bendemeer Road, Unit #06-02 Hyflux Innovation Centre, Singapore 339949  
Tel: +65-6213-0200, Fax: +65-6213-0300

**Renesas Electronics Malaysia Sdn.Bhd.**  
Unit 1207, Block B, Menara Amcorp, Amcorp Trade Centre, No. 18, Jln Persiaran Barat, 46050 Petaling Jaya, Selangor Darul Ehsan, Malaysia  
Tel: +60-3-7955-9390, Fax: +60-3-7955-9510

**Renesas Electronics India Pvt. Ltd.**  
No.777C, 100 Feet Road, HAL 2nd Stage, Indiranagar, Bangalore 560 038, India  
Tel: +91-80-67208700, Fax: +91-80-67208777

**Renesas Electronics Korea Co., Ltd.**  
17F, KAMCO Yangjae Tower, 262, Gangnam-daero, Gangnam-gu, Seoul, 06265 Korea  
Tel: +82-2-558-3737, Fax: +82-2-558-5338