

## ISL6443AEVAL2Z

Using the ISL6443AEVAL2Z Evaluation Board

AN1391  
Rev 0.00  
March 10, 2008

### Using the Evaluation Board

The ISL6443A is a high performance triple-output controller offering control and protection features for 2 synchronous buck PWMs and 1 linear regulator.

The ISL6443A evaluation board highlights the operation of the IC in an embedded DC/DC converter application. Table 1 shows the available evaluation board.

TABLE 1. EVALUATION BOARDS

BOARD NAME	IC	PACKAGE
ISL6443AEVAL2Z	ISL6443AIRZ	28 Ld QFN

### Recommended Test Equipment

- A 12V, 5A capable power supply
- An electronic load
- Four channel oscilloscope with probes
- Precision digital multimeters

### Power and Load Connections

#### Input Voltage

To connect a +12V power supply to the evaluation board, connect the positive lead of the power supply to the VIN (P1) post and the ground lead of the supply to the GND (P2) post.

The input voltage to the linear controller is already taken from the 1.8V output of V<sub>OUT2</sub>.

#### Output Adjustment

Change the respective output voltage feedback resistors to modify the output voltage using Equation 1:

$$V_{OUT1} = 0.8 \cdot \left(1 + \frac{R_1}{R_2}\right) \quad V_{OUT2} = 0.8 \cdot \left(1 + \frac{R_3}{R_4}\right)$$

$$V_{OUT3} = 0.8 \cdot \left(1 + \frac{R_6}{R_{11}}\right) \quad (\text{EQ. 1})$$

#### Soft-Start and Shutdown

The soft-start capacitors can be adjusted for sequencing of the output voltages, PWM start-up tracking, and/or to adjust the start-up current required to charge the output capacitors.

$$t_{SS(PWM1)} = C_2 \cdot \frac{0.8V}{5\mu A} \quad t_{SS(PWM2)} = C_3 \cdot \frac{0.8V}{5\mu A}$$

(EQ. 2)

To independently shutdown the PWMs, the SD1 or SD2 pin can be pulled to GND using the on-board posts, P9 and P10 respectively.

### Power Good

When both PWMs are within  $\pm 10\%$  of their set value and the linear regulator output is within 75% of its set value, the PGOOD signal will go high. The open drain PGOOD pin is pulled HIGH to VCC\_5V on the board. The PGOOD circuitry monitors the FBx pin of each regulated output to determine if the outputs are in regulation. PGOOD can be monitored at post P8.

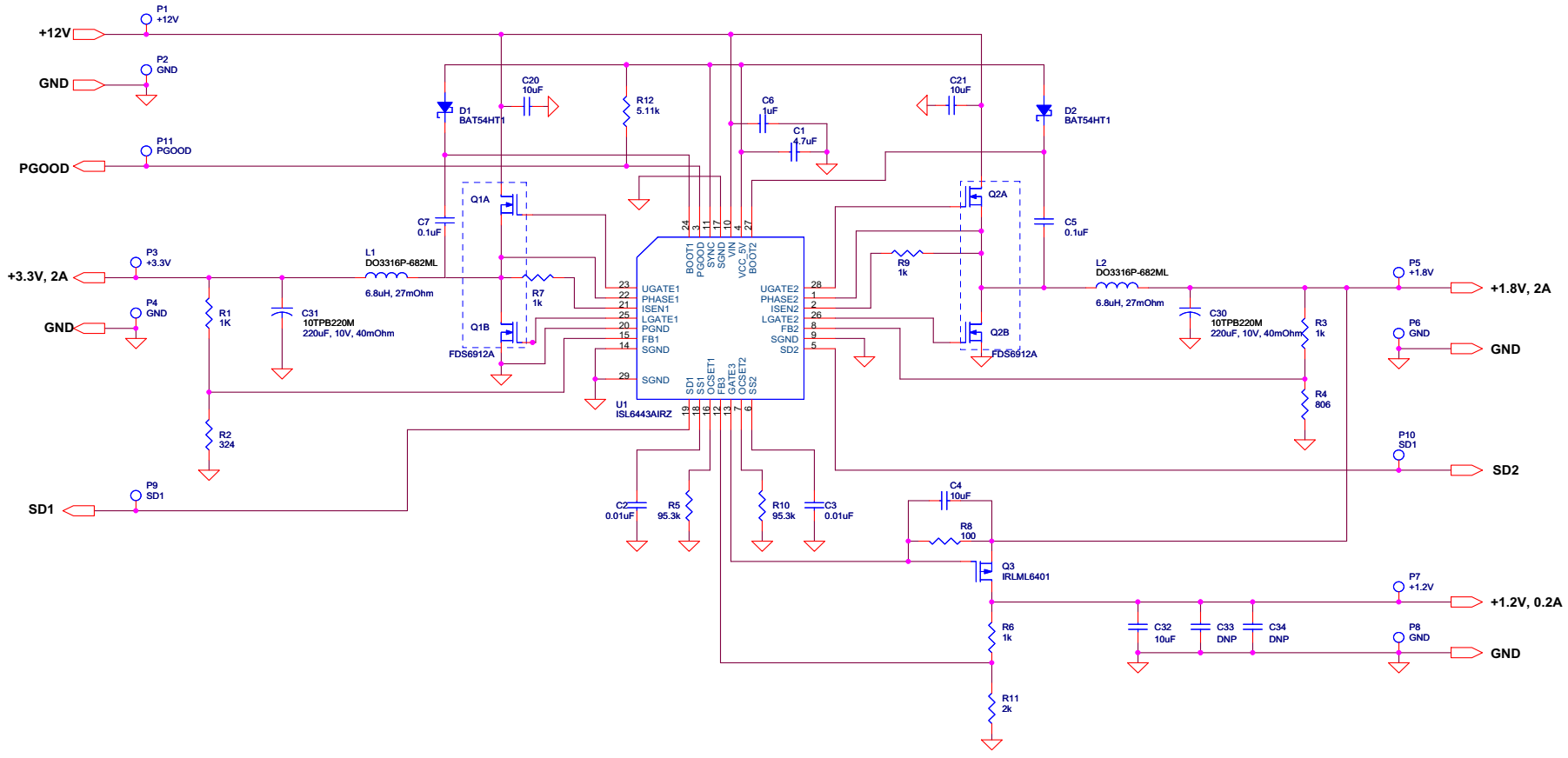
### Overcurrent Protection

The overcurrent thresholds can be adjusted on the ISL6443A evaluation board. The current sense resistors, I<sub>SENSE</sub>, are set at 1.0k $\Omega$ . The overcurrent set resistor is 95.3k $\Omega$ . The overcurrent trip point can be adjusted by modifying R<sub>OCSET</sub>, R<sub>5</sub> and R<sub>10</sub>:

$$R_{OCSET} = \frac{7 \cdot R_{CS}}{I_{OC} \cdot r_{DS(ON)}} \quad (\text{EQ. 3})$$

R<sub>OCSET</sub> is the overcurrent set resistor, R<sub>CS</sub> is the current sense resistor, I<sub>OC</sub> is the desired overcurrent trip point, and r<sub>DS(ON)</sub> is the ON-resistance of the respective PWM's lower MOSFET. Refer to the ISL6443A Data Sheet for more information on how to select the current sense and overcurrent select resistors.

# ISL6443AEVAL2Z Schematic



**ISL6443AEVAL2Z Bill of Materials**

ITEM	REFERENCE	QTY	PART NUMBER	PART TYPE	DESCRIPTION	VENDOR
1	P1 to P12	12	1514-2	Test Point	Turret 0.281 Height	Keystone
2	D1, D2	2	BAT54HT1G	Diode, Schottky	30V, 200mA	On Semi
3	C4	1	C1608X5R0J106	Cap, Ceramic, X5R	10µF, 6.3V, 0603, X5R	TDK
4	C30, C31	2	10TPB220M	Cap, POSCAP	220µF, 10V	Panasonic
5	C20, C21	2	C3225X5R1C106KT	Cap, Ceramic, 1210	10µF, 16V, 1210, X5R	TDK
6	L1, L2	2	DO3316P-682ML	SMT Power Inductor	6.8µH, ±20%, 4.6A, 27mΩ	Coilcraft
7	C1	1		Capacitor, Ceramic, 0603	4.7µF, 20%, 6.3V, 0603	Generic
8	Q1, Q2	2	FDS6912A	Dual NFET	6A, 30V, Dual NFET, SO8	Fairchild
9	C5, C7	2		Cap, Ceramic, 0603	0.1µF, 10%, 16V	Generic
	C2, C3	2		Cap, Ceramic, 0603	0.01µF, 10%, 16V	Generic
10	C6	1		Cap, Ceramic, 0603	1.0µF, 10%, 16V	Generic
11	C32	1		Cap, Ceramic, 0805	10µF, 10%, 6.3V	Generic
12	C33, C34	2			NOT POPULATED	-
13	R8	1		Resistor, Film	100Ω, 0603, 1%, 1/16W	Generic
14	R1, R3, R6, R7, R9	5		Resistor, Film	1kΩ, 0603, 1%, 1/16W	Generic
15	R11	1		Resistor, Film	2kΩ, 0603, 1%, 1/16W	Generic
16	R2	1		Resistor, Film	324Ω, 0603, 1%, 1/16W	Generic
17	R5, R10	1		Resistor, Film	95.3kΩ, 0603, 1%, 1/16W	Generic
18	R12	1		Resistor, Film	5.11kΩ, 0603, 1%, 1/16W	Generic
19	R4	1		Resistor, Film	806Ω, 0603, 1%, 1/16W	Generic
20	Q3	1	IRLML6401PBF	Single NFET	Power MOSFET	IR
21	U1	1	ISL6443AIRZ	300kHz, Dual PWM Controller		Intersil

**ISL6443AEVAL2Z Layout**

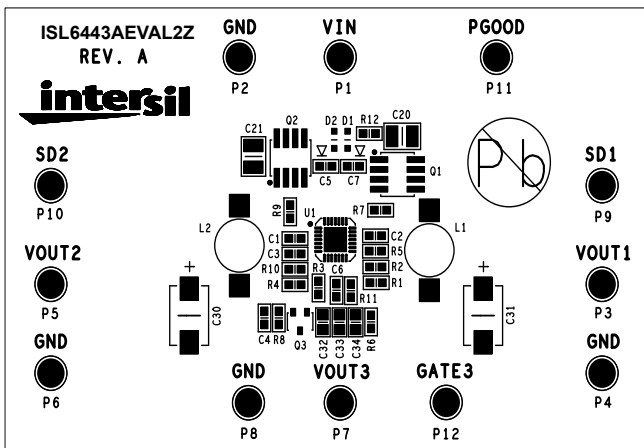


FIGURE 1. TOP SILK

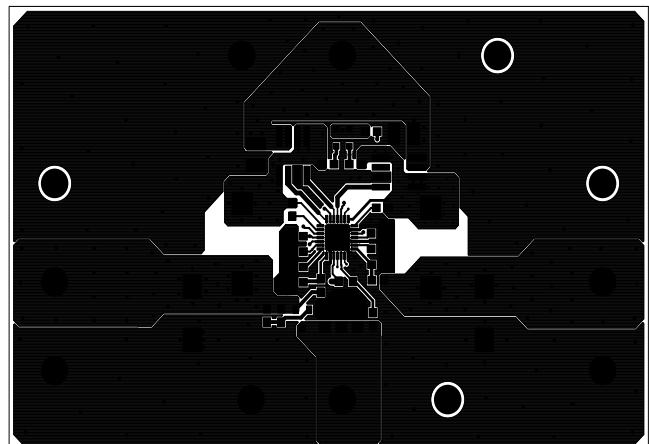


FIGURE 2. TOP LAYER

**ISL6443AEVAL2Z Layout** (Continued)

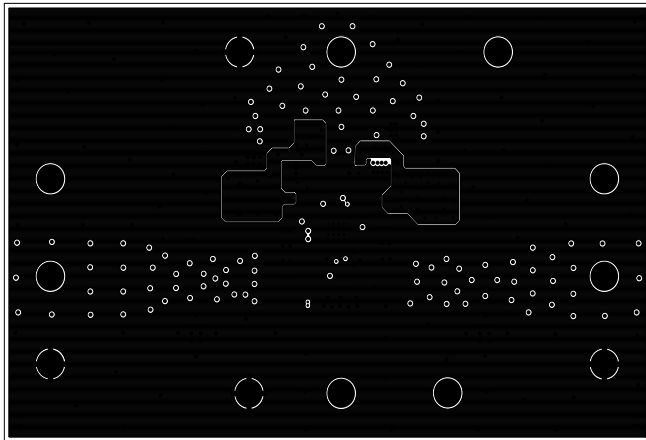


FIGURE 3. LAYER 2

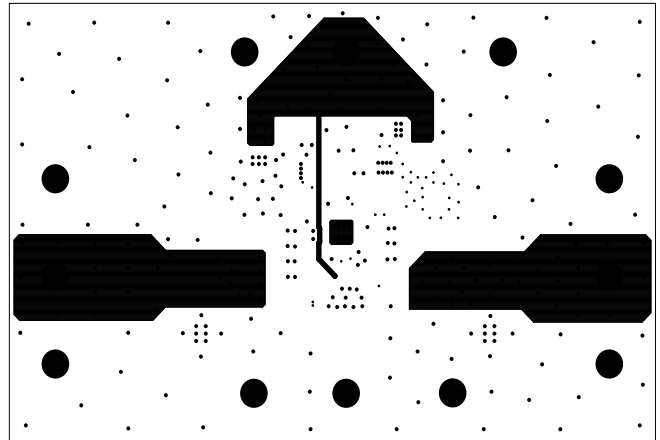


FIGURE 4. LAYER 3

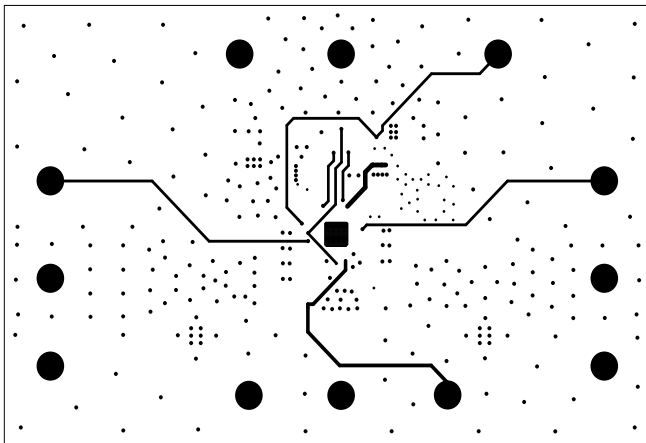


FIGURE 5. BOTTOM LAYER

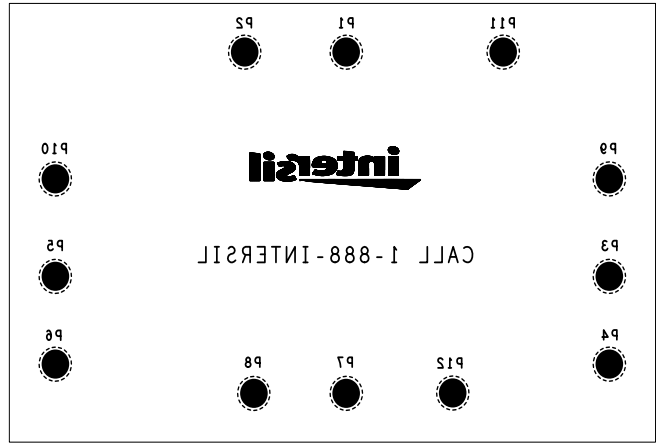


FIGURE 6. BOTTOM SILK

## Notice

1. Descriptions of circuits, software and other related information in this document are provided only to illustrate the operation of semiconductor products and application examples. You are fully responsible for the incorporation or any other use of the circuits, software, and information in the design of your product or system. Renesas Electronics disclaims any and all liability for any losses and damages incurred by you or third parties arising from the use of these circuits, software, or information.
2. Renesas Electronics hereby expressly disclaims any warranties against and liability for infringement or any other claims involving patents, copyrights, or other intellectual property rights of third parties, by or arising from the use of Renesas Electronics products or technical information described in this document, including but not limited to, the product data, drawings, charts, programs, algorithms, and application examples.
3. No license, express, implied or otherwise, is granted hereby under any patents, copyrights or other intellectual property rights of Renesas Electronics or others.
4. You shall not alter, modify, copy, or reverse engineer any Renesas Electronics product, whether in whole or in part. Renesas Electronics disclaims any and all liability for any losses or damages incurred by you or third parties arising from such alteration, modification, copying or reverse engineering.
5. Renesas Electronics products are classified according to the following two quality grades: "Standard" and "High Quality". The intended applications for each Renesas Electronics product depends on the product's quality grade, as indicated below.  
"Standard": Computers; office equipment; communications equipment; test and measurement equipment; audio and visual equipment; home electronic appliances; machine tools; personal electronic equipment; industrial robots; etc.  
"High Quality": Transportation equipment (automobiles, trains, ships, etc.); traffic control (traffic lights); large-scale communication equipment; key financial terminal systems; safety control equipment; etc.  
Unless expressly designated as a high reliability product or a product for harsh environments in a Renesas Electronics data sheet or other Renesas Electronics document, Renesas Electronics products are not intended or authorized for use in products or systems that may pose a direct threat to human life or bodily injury (artificial life support devices or systems; surgical implantations; etc.), or may cause serious property damage (space system; undersea repeaters; nuclear power control systems; aircraft control systems; key plant systems; military equipment; etc.). Renesas Electronics disclaims any and all liability for any damages or losses incurred by you or any third parties arising from the use of any Renesas Electronics product that is inconsistent with any Renesas Electronics data sheet, user's manual or other Renesas Electronics document.
6. When using Renesas Electronics products, refer to the latest product information (data sheets, user's manuals, application notes, "General Notes for Handling and Using Semiconductor Devices" in the reliability handbook, etc.), and ensure that usage conditions are within the ranges specified by Renesas Electronics with respect to maximum ratings, operating power supply voltage range, heat dissipation characteristics, installation, etc. Renesas Electronics disclaims any and all liability for any malfunctions, failure or accident arising out of the use of Renesas Electronics products outside of such specified ranges.
7. Although Renesas Electronics endeavors to improve the quality and reliability of Renesas Electronics products, semiconductor products have specific characteristics, such as the occurrence of failure at a certain rate and malfunctions under certain use conditions. Unless designated as a high reliability product or a product for harsh environments in a Renesas Electronics data sheet or other Renesas Electronics document, Renesas Electronics products are not subject to radiation resistance design. You are responsible for implementing safety measures to guard against the possibility of bodily injury, injury or damage caused by fire, and/or danger to the public in the event of a failure or malfunction of Renesas Electronics products, such as safety design for hardware and software, including but not limited to redundancy, fire control and malfunction prevention, appropriate treatment for aging degradation or any other appropriate measures. Because the evaluation of microcomputer software alone is very difficult and impractical, you are responsible for evaluating the safety of the final products or systems manufactured by you.
8. Please contact a Renesas Electronics sales office for details as to environmental matters such as the environmental compatibility of each Renesas Electronics product. You are responsible for carefully and sufficiently investigating applicable laws and regulations that regulate the inclusion or use of controlled substances, including without limitation, the EU RoHS Directive, and using Renesas Electronics products in compliance with all these applicable laws and regulations. Renesas Electronics disclaims any and all liability for damages or losses occurring as a result of your noncompliance with applicable laws and regulations.
9. Renesas Electronics products and technologies shall not be used for or incorporated into any products or systems whose manufacture, use, or sale is prohibited under any applicable domestic or foreign laws or regulations. You shall comply with any applicable export control laws and regulations promulgated and administered by the governments of any countries asserting jurisdiction over the parties or transactions.
10. It is the responsibility of the buyer or distributor of Renesas Electronics products, or any other party who distributes, disposes of, or otherwise sells or transfers the product to a third party, to notify such third party in advance of the contents and conditions set forth in this document.
11. This document shall not be reprinted, reproduced or duplicated in any form, in whole or in part, without prior written consent of Renesas Electronics.
12. Please contact a Renesas Electronics sales office if you have any questions regarding the information contained in this document or Renesas Electronics products.  
(Note 1) "Renesas Electronics" as used in this document means Renesas Electronics Corporation and also includes its directly or indirectly controlled subsidiaries.  
(Note 2) "Renesas Electronics product(s)" means any product developed or manufactured by or for Renesas Electronics.

(Rev.4.0-1 November 2017)



### SALES OFFICES

Renesas Electronics Corporation

<http://www.renesas.com>

Refer to "<http://www.renesas.com/>" for the latest and detailed information.

**Renesas Electronics America Inc.**  
1001 Murphy Ranch Road, Milpitas, CA 95035, U.S.A.  
Tel: +1-408-432-8888, Fax: +1-408-434-5351

**Renesas Electronics Canada Limited**  
9251 Yonge Street, Suite 8309 Richmond Hill, Ontario Canada L4C 9T3  
Tel: +1-905-237-2004

**Renesas Electronics Europe Limited**  
Dukes Meadow, Millboard Road, Bourne End, Buckinghamshire, SL8 5FH, U.K.  
Tel: +44-1628-651-700, Fax: +44-1628-651-804

**Renesas Electronics Europe GmbH**  
Arcadiastrasse 10, 40472 Düsseldorf, Germany  
Tel: +49-211-6503-0, Fax: +49-211-6503-1327

**Renesas Electronics (China) Co., Ltd.**  
Room 1709 Quantum Plaza, No.27 ZhichunLu, Haidian District, Beijing, 100191 P. R. China  
Tel: +86-10-8235-1155, Fax: +86-10-8235-7679

**Renesas Electronics (Shanghai) Co., Ltd.**  
Unit 301, Tower A, Central Towers, 555 Langao Road, Putuo District, Shanghai, 200333 P. R. China  
Tel: +86-21-2226-0888, Fax: +86-21-2226-0999

**Renesas Electronics Hong Kong Limited**  
Unit 1601-1611, 16/F., Tower 2, Grand Century Place, 193 Prince Edward Road West, Mongkok, Kowloon, Hong Kong  
Tel: +852-2265-6688, Fax: +852-2886-9022

**Renesas Electronics Taiwan Co., Ltd.**  
13F, No. 363, Fu Shing North Road, Taipei 10543, Taiwan  
Tel: +886-2-8175-9600, Fax: +886-2-8175-9670

**Renesas Electronics Singapore Pte. Ltd.**  
80 Bendemeer Road, Unit #06-02 Hyflux Innovation Centre, Singapore 339949  
Tel: +65-6213-0200, Fax: +65-6213-0300

**Renesas Electronics Malaysia Sdn.Bhd.**  
Unit 1207, Block B, Menara Amcorp, Amcorp Trade Centre, No. 18, Jln Persiaran Barat, 46050 Petaling Jaya, Selangor Darul Ehsan, Malaysia  
Tel: +60-3-7955-9390, Fax: +60-3-7955-9510

**Renesas Electronics India Pvt. Ltd.**  
No.777C, 100 Feet Road, HAL 2nd Stage, Indiranagar, Bangalore 560 038, India  
Tel: +91-80-67208700, Fax: +91-80-67208777

**Renesas Electronics Korea Co., Ltd.**  
17F, KAMCO Yangjae Tower, 262, Gangnam-daero, Gangnam-gu, Seoul, 06265 Korea  
Tel: +82-2-558-3737, Fax: +82-2-558-5338