

ISL97656IRTZEVALZ

Evaluation Board

AN1473
Rev 1.00
May 10, 2010

The ISL97656IRTZEVALZ is an evaluation kit for evaluating the ISL97656, a step-up voltage regulator that operates with high frequency and high efficiency. This evaluation kit is designed to deliver up to 2A output current for portable equipment and TFT-LCD display.

The ISL97656IRTZEVALZ evaluation kit provides a dip switch that allows users to select either 620kHz or 1.2MHz frequency.

Key Features

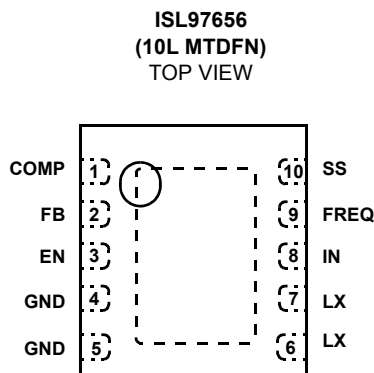
- A Complete Evaluation Platform for the ISL97656 Evaluation
- Input Voltage: 2.3V to 5.5V
- Proven Evaluation Board Layout
- Pb-Free (RoHS Compliant)

What is Needed

The following instruments will be needed to perform testing:

- Power Supplies
- DC Electronic Load
- Multimeters
- Oscilloscope
- Cables and Wires

Pinout



Ordering Information

PART NUMBER	DESCRIPTION
ISL97656IRTZEVALZ	Evaluation Board for ISL97656

Quick Setup Guide

1. Connect power supply between headers of V_{IN} and V_{IN_GND} . The positive output of the power supply should be connected to V_{IN} header. Set power supply voltage between 2.3V and 5V, and current limit at 4A.
2. Connect E-load between headers of V_{OUT} and OUT_GND . The positive input of the E-load should be connected to V_{OUT} header. Set E-load current. The load current should not exceed the maximum output current in Table 1.
3. Close pins 1 and 4 of S1 to tie FREQ pin to V_{IN} to set 1.25MHz switching frequency. Open pins 1 and 4 to pull FREQ to ground with R_4 to set 620kHz.
4. Close pins 2 and 3 of S1 to tie EN pin to V_{IN} to enable the part. Open pins 2 and 3 to pull EN to ground with R_3 to disable the part.
5. Make sure all the connections on the evaluation board are correct, then turn on power supply and E-load. The part starts to operate.

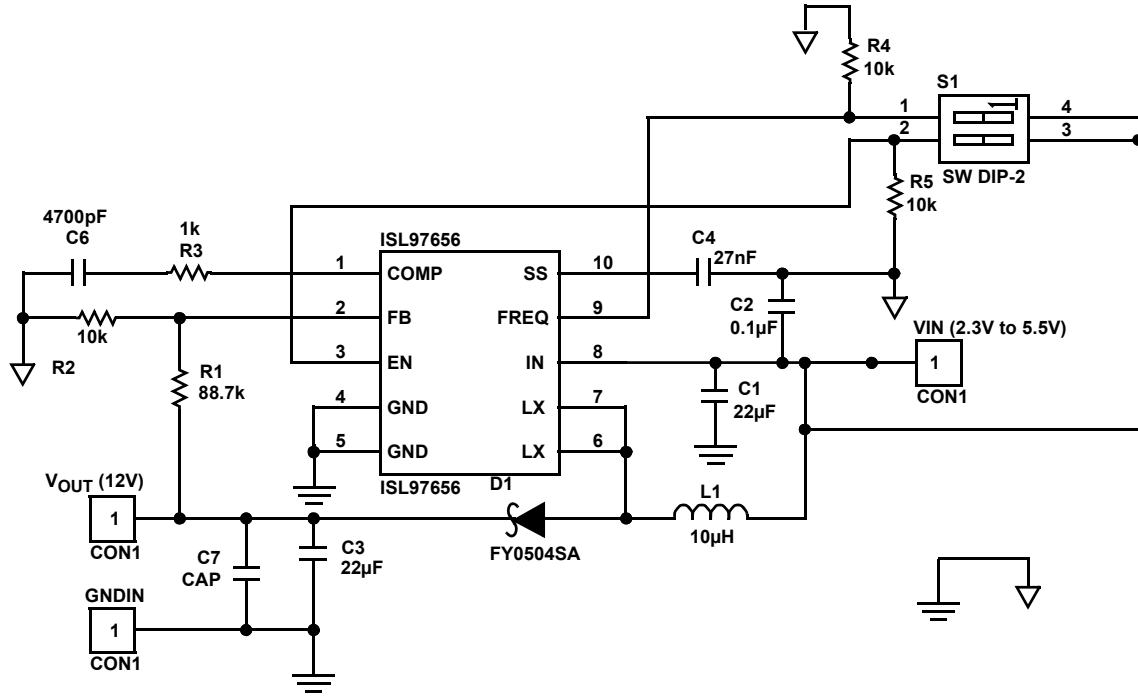
Maximum Output Current

The MOSFET current limit is normally 4A and guaranteed 3.8A. This restricts the maximum output current that the ISL97656 can drive. Table 1 shows typical maximum I_{OUT} values for 1.2MHz switching frequency and 10 μ H inductor.

TABLE 1. TYPICAL MAXIMUM I_{OUT} VALUES

V_{IN} (V)	V_{OUT} (V)	I_{OMAX} (mA)
2.5	5	1790
2.5	9	990
2.5	12	750
3.3	5	2370
3.3	9	1300
3.3	12	970
5	9	1970
5	12	1470

Board Design Schematic



NOTE: The thermal pad should connect to signal ground. Both grounds should connect at pins 4 and 5.

FIGURE 1. SCHEMATIC

TABLE 2. ISL97656IRTZEVALZ BILL OF MATERIALS (BOM)

ITEM	QTY	REFERENCE	PART DESCRIPTION	PCB FOOTPRINT	PART NUMBER	VENDOR
1	1	C4	27nF	603		TDK
2	1	C6	4700pF	603		TDK
3	1	C2	0.1µF/16V	603	C1068X7R1H104K	TDK
4	1	R1	88.7k	603		WALSIN
5	3	R2, R4, R5	10k	603	WR06W1002JTL	WALSIN
6	1	R3	1k	603		
8	1	C3	22µF	1206	GRM31CR61C226KE15L	MURATA
9	1	C1	22µF	1206	GRM31CR61C226KE15L	MURATA
10	1	L1	10µH	SLF12575	SLF12575T-100M5R4-PF	TDK
11	1	U1	IC	TDFN-10	ISL97656	INTERSIL
12	OPEN	C7	CAP			
13	1	VOUT (12V)	CON1	Powerpost		
14	1	VIN (2.3V to 5.5V)	CON1	Powerpost		
15	1	GNDIN	CON1	Powerpost		
16	1	D1	FYD054SA	DPAK	FYD0504SATM	Fairchild
17	1	ISL97656	ISL97656	TDFN-10		INTERSIL
18	1	S1	SW DIP-2	DIP4		CKN3001-ND

PCB Layout

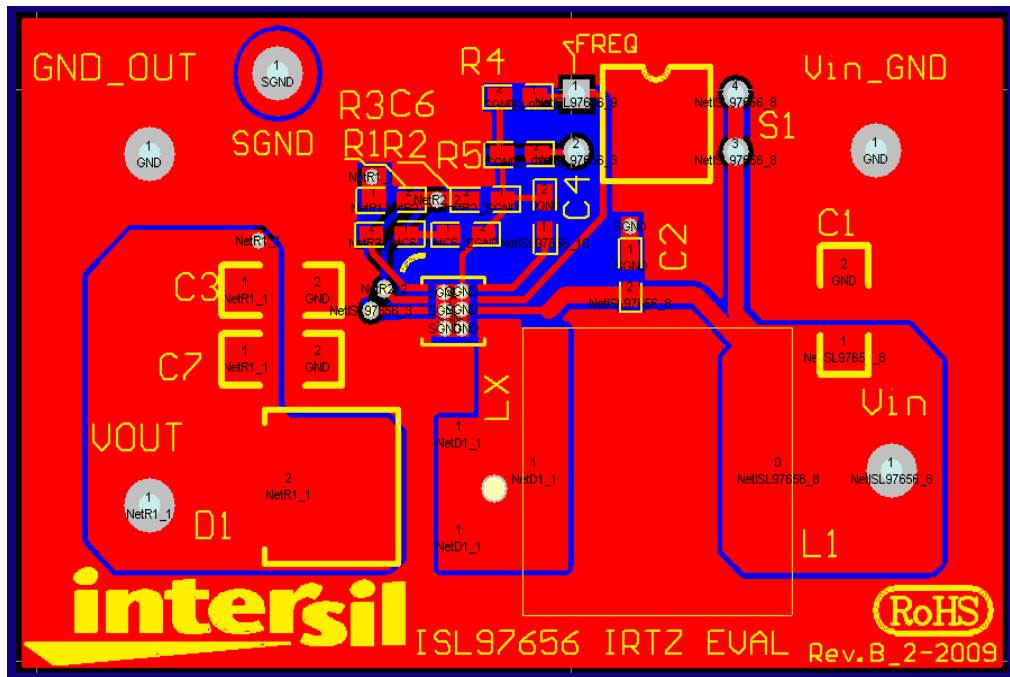


FIGURE 1. EVALUATION BOARD ASSEMBLY LAYER

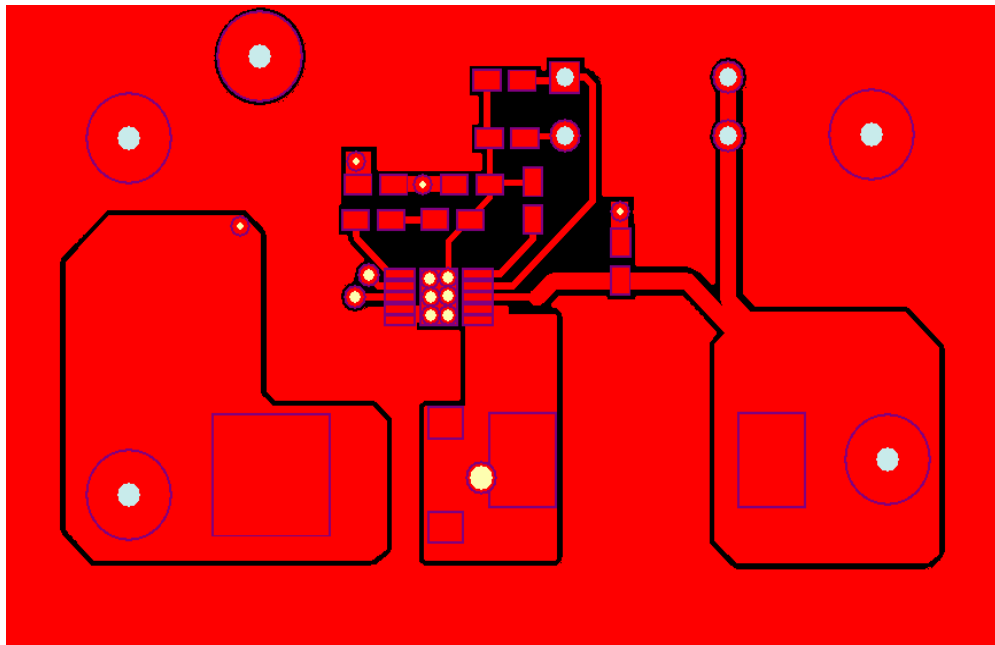


FIGURE 2. TOP LAYER

PCB Layout (Continued)

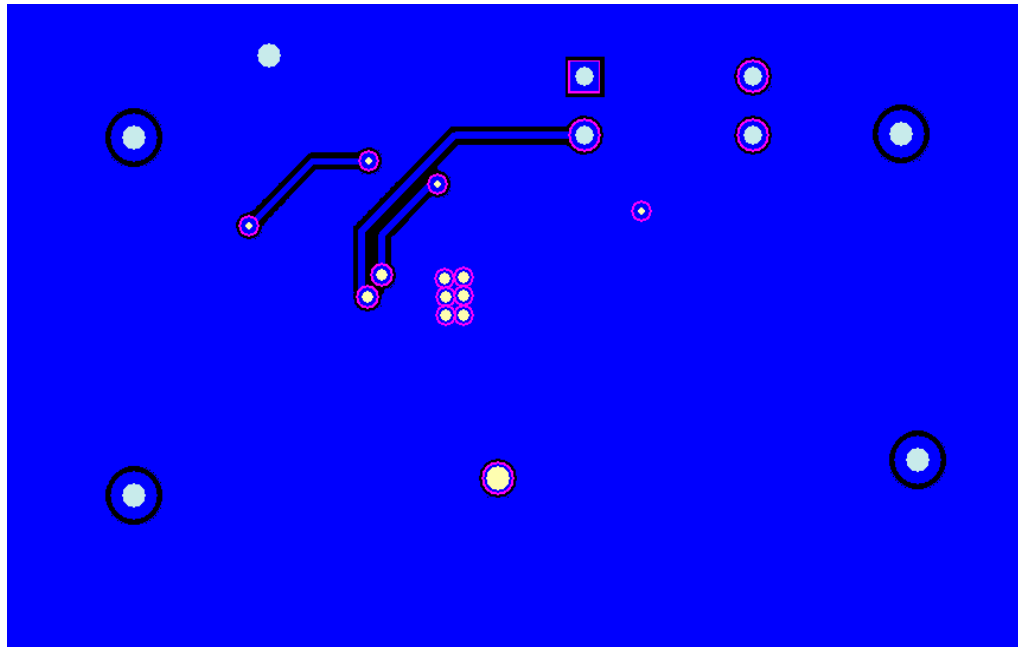


FIGURE 3. BOTTOM LAYER

Notice

1. Descriptions of circuits, software and other related information in this document are provided only to illustrate the operation of semiconductor products and application examples. You are fully responsible for the incorporation or any other use of the circuits, software, and information in the design of your product or system. Renesas Electronics disclaims any and all liability for any losses and damages incurred by you or third parties arising from the use of these circuits, software, or information.
2. Renesas Electronics hereby expressly disclaims any warranties against and liability for infringement or any other claims involving patents, copyrights, or other intellectual property rights of third parties, by or arising from the use of Renesas Electronics products or technical information described in this document, including but not limited to, the product data, drawings, charts, programs, algorithms, and application examples.
3. No license, express, implied or otherwise, is granted hereby under any patents, copyrights or other intellectual property rights of Renesas Electronics or others.
4. You shall not alter, modify, copy, or reverse engineer any Renesas Electronics product, whether in whole or in part. Renesas Electronics disclaims any and all liability for any losses or damages incurred by you or third parties arising from such alteration, modification, copying or reverse engineering.
5. Renesas Electronics products are classified according to the following two quality grades: "Standard" and "High Quality". The intended applications for each Renesas Electronics product depends on the product's quality grade, as indicated below.
"Standard": Computers; office equipment; communications equipment; test and measurement equipment; audio and visual equipment; home electronic appliances; machine tools; personal electronic equipment; industrial robots; etc.
"High Quality": Transportation equipment (automobiles, trains, ships, etc.); traffic control (traffic lights); large-scale communication equipment; key financial terminal systems; safety control equipment; etc.
Unless expressly designated as a high reliability product or a product for harsh environments in a Renesas Electronics data sheet or other Renesas Electronics document, Renesas Electronics products are not intended or authorized for use in products or systems that may pose a direct threat to human life or bodily injury (artificial life support devices or systems; surgical implantations; etc.), or may cause serious property damage (space system; undersea repeaters; nuclear power control systems; aircraft control systems; key plant systems; military equipment; etc.). Renesas Electronics disclaims any and all liability for any damages or losses incurred by you or any third parties arising from the use of any Renesas Electronics product that is inconsistent with any Renesas Electronics data sheet, user's manual or other Renesas Electronics document.
6. When using Renesas Electronics products, refer to the latest product information (data sheets, user's manuals, application notes, "General Notes for Handling and Using Semiconductor Devices" in the reliability handbook, etc.), and ensure that usage conditions are within the ranges specified by Renesas Electronics with respect to maximum ratings, operating power supply voltage range, heat dissipation characteristics, installation, etc. Renesas Electronics disclaims any and all liability for any malfunctions, failure or accident arising out of the use of Renesas Electronics products outside of such specified ranges.
7. Although Renesas Electronics endeavors to improve the quality and reliability of Renesas Electronics products, semiconductor products have specific characteristics, such as the occurrence of failure at a certain rate and malfunctions under certain use conditions. Unless designated as a high reliability product or a product for harsh environments in a Renesas Electronics data sheet or other Renesas Electronics document, Renesas Electronics products are not subject to radiation resistance design. You are responsible for implementing safety measures to guard against the possibility of bodily injury, injury or damage caused by fire, and/or danger to the public in the event of a failure or malfunction of Renesas Electronics products, such as safety design for hardware and software, including but not limited to redundancy, fire control and malfunction prevention, appropriate treatment for aging degradation or any other appropriate measures. Because the evaluation of microcomputer software alone is very difficult and impractical, you are responsible for evaluating the safety of the final products or systems manufactured by you.
8. Please contact a Renesas Electronics sales office for details as to environmental matters such as the environmental compatibility of each Renesas Electronics product. You are responsible for carefully and sufficiently investigating applicable laws and regulations that regulate the inclusion or use of controlled substances, including without limitation, the EU RoHS Directive, and using Renesas Electronics products in compliance with all these applicable laws and regulations. Renesas Electronics disclaims any and all liability for damages or losses occurring as a result of your noncompliance with applicable laws and regulations.
9. Renesas Electronics products and technologies shall not be used for or incorporated into any products or systems whose manufacture, use, or sale is prohibited under any applicable domestic or foreign laws or regulations. You shall comply with any applicable export control laws and regulations promulgated and administered by the governments of any countries asserting jurisdiction over the parties or transactions.
10. It is the responsibility of the buyer or distributor of Renesas Electronics products, or any other party who distributes, disposes of, or otherwise sells or transfers the product to a third party, to notify such third party in advance of the contents and conditions set forth in this document.
11. This document shall not be reprinted, reproduced or duplicated in any form, in whole or in part, without prior written consent of Renesas Electronics.
12. Please contact a Renesas Electronics sales office if you have any questions regarding the information contained in this document or Renesas Electronics products.
(Note 1) "Renesas Electronics" as used in this document means Renesas Electronics Corporation and also includes its directly or indirectly controlled subsidiaries.
(Note 2) "Renesas Electronics product(s)" means any product developed or manufactured by or for Renesas Electronics.

(Rev.4.0-1 November 2017)



SALES OFFICES

Renesas Electronics Corporation

<http://www.renesas.com>

Refer to "<http://www.renesas.com/>" for the latest and detailed information.

Renesas Electronics America Inc.

1001 Murphy Ranch Road, Milpitas, CA 95035, U.S.A.
Tel: +1-408-432-8888, Fax: +1-408-434-5351

Renesas Electronics Canada Limited

9251 Yonge Street, Suite 8309 Richmond Hill, Ontario Canada L4C 9T3
Tel: +1-905-237-2004

Renesas Electronics Europe Limited

Dukes Meadow, Millboard Road, Bourne End, Buckinghamshire, SL8 5FH, U.K
Tel: +44-1628-651-700, Fax: +44-1628-651-804

Renesas Electronics Europe GmbH

Arcadiastrasse 10, 40472 Düsseldorf, Germany
Tel: +49-211-6503-0, Fax: +49-211-6503-1327

Renesas Electronics (China) Co., Ltd.

Room 1709 Quantum Plaza, No.27 ZhichunLu, Haidian District, Beijing, 100191 P. R. China
Tel: +86-10-8235-1155, Fax: +86-10-8235-7679

Renesas Electronics (Shanghai) Co., Ltd.

Unit 301, Tower A, Central Towers, 555 Langao Road, Putuo District, Shanghai, 200333 P. R. China
Tel: +86-21-2226-0888, Fax: +86-21-2226-0999

Renesas Electronics Hong Kong Limited

Unit 1601-1611, 16/F., Tower 2, Grand Century Place, 193 Prince Edward Road West, Mongkok, Kowloon, Hong Kong
Tel: +852-2265-6688, Fax: +852 2886-9022

Renesas Electronics Taiwan Co., Ltd.

13F, No. 363, Fu Shing North Road, Taipei 10543, Taiwan
Tel: +886-2-8175-9600, Fax: +886 2-8175-9670

Renesas Electronics Singapore Pte. Ltd.

80 Bendemeer Road, Unit #06-02 Hyflux Innovation Centre, Singapore 339949
Tel: +65-6213-0200, Fax: +65-6213-0300

Renesas Electronics Malaysia Sdn.Bhd.

Unit 1207, Block B, Menara Amcorp, Amcorp Trade Centre, No. 18, Jln Persiaran Barat, 46050 Petaling Jaya, Selangor Darul Ehsan, Malaysia
Tel: +60-3-7955-9390, Fax: +60-3-7955-9510

Renesas Electronics India Pvt. Ltd.

No.777C, 100 Feet Road, HAL 2nd Stage, Indiranagar, Bangalore 560 038, India
Tel: +91-80-67208700, Fax: +91-80-67208777

Renesas Electronics Korea Co., Ltd.

17F, KAMCO Yangjae Tower, 262, Gangnam-daero, Gangnam-gu, Seoul, 06265 Korea
Tel: +82-2-558-3737, Fax: +82-2-558-5338