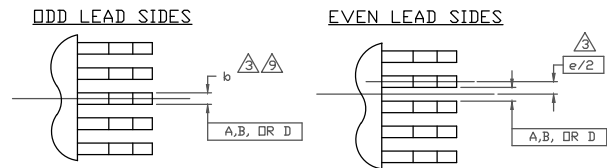
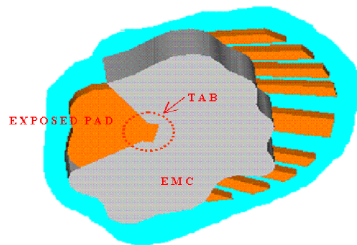
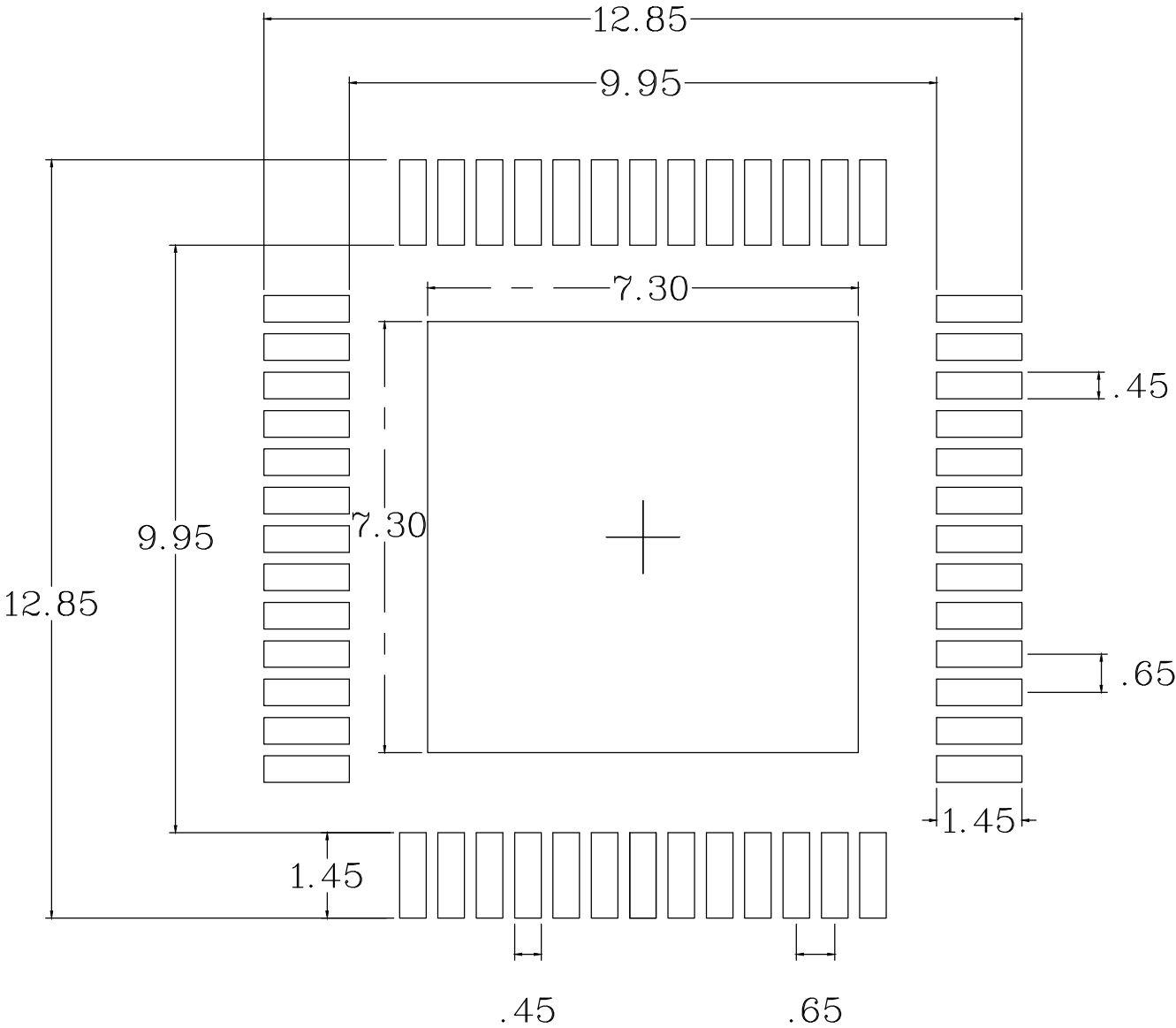


DETAIL "B"  
SCALE: NONE

- TAB: EXPOSED PART OF CONNECTION BAR OR TIE BAR
- EXPOSED PAD SIZE IS AFFECTED BY MOLD FLASH AND MOLD FLASH IS CONTROLLED BY FINAL VISUAL INSPECTION SPEC



DETAIL "A"  
SCALE: NONE



RECOMMENDED LAND PATTERN

NOTES:

1. ALL DIMENSIONING AND TOLERANCING CONFORM TO ANSI Y14.5-1982.
- △ DATUM PLANE [H] LOCATED AT MOLD PARTING LINE AND COINCIDENT WITH LEAD, WHERE LEAD EXITS PLASTIC BODY AT BOTTOM OF PARTING LINE.
- △ DATUMS [A-B] AND [D] TO BE DETERMINED AT CENTERLINE BETWEEN LEADS WHERE LEADS EXIT PLASTIC BODY AT DATUM PLANE [H].
- △ TO BE DETERMINED AT SEATING PLANE [C].
- △ DIMENSIONS D1 AND E1 DO NOT INCLUDE MOLD PROTRUSION. ALLOWABLE MOLD PROTRUSION IS 0.254 MM ON D1 AND E1 DIMENSIONS.
6. \*N\* IS THE TOTAL NUMBER OF TERMINALS.
- △ THESE DIMENSIONS TO BE DETERMINED AT DATUM PLANE [H].
8. PACKAGE TOP DIMENSIONS ARE SMALLER THAN BOTTOM DIMENSIONS AND TOP OF PACKAGE WILL NOT OVERHANG BOTTOM OF PACKAGE.
- △ DIMENSION b DOES NOT INCLUDE DAMBAR PROTRUSION. ALLOWABLE DAMBAR PROTRUSION SHALL BE 0.08mm TOTAL IN EXCESS OF THE b DIMENSION AT MAXIMUM MATERIAL CONDITION. DAMBAR CANNOT BE LOCATED ON THE LOWER RADIUS OR THE FOOT.
10. CONTROLLING DIMENSION: MILLIMETER.
11. THIS OUTLINE CONFORMS TO JEDEC PUBLICATION 95 REGISTRATION MS-026, VARIATIONS ACB, ACC, ACD & ACE.
- △ A1 IS DEFINED AS THE DISTANCE FROM THE SEATING PLANE TO THE LOWEST POINT OF THE PACKAGE BODY.
- △ DIMENSION D2 AND E2 REPRESENT THE SIZE OF THE EXPOSED PAD. THE ACTUAL DIMENSIONS ARE SPECIFIED ON THE BONDING DIAGRAM, AND IS DEPENDENT ON THE DIE SIZE.
14. EXPOSED PAD SHALL BE COPLANAR WITH BOTTOM OF PACKAGE.

SYMBOL	JEDEC VARIATION ALL DIMENSIONS IN MILLIMETERS			NOTE
	ACC			
	MIN.	NDR.	MAX.	
A	$\approx$	$\approx$	1.20	12
A1	0.05	$\approx$	0.15	
A2	0.95	1.00	1.05	
D	12.00 BSC.			4
D1	10.00 BSC.			7,8
E	12.00 BSC.			4
E1	10.00 BSC.			7,8
L	0.45	0.60	0.75	13
D2	7.20	7.30	7.40	
E2	7.20	7.30	7.40	
N	52			9
e	0.65 BSC			
b	0.22	0.32	0.38	13
b1	0.22	0.30	0.33	
ccc	$\approx$	$\approx$	0.10	
ddd	$\approx$	$\approx$	0.13	

Package Revision History		
Date Created	Rev No.	Description
May 8, 2020	00	Initial release
May 12, 2021	01	Add land pattern