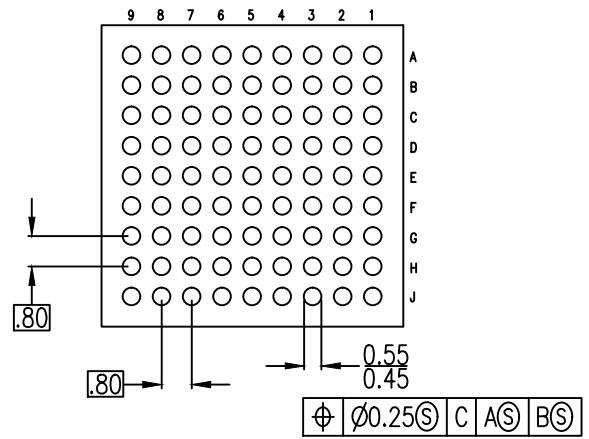
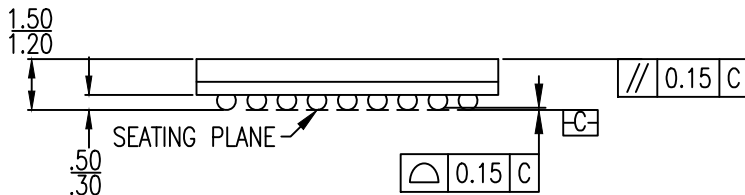


TOP VIEW

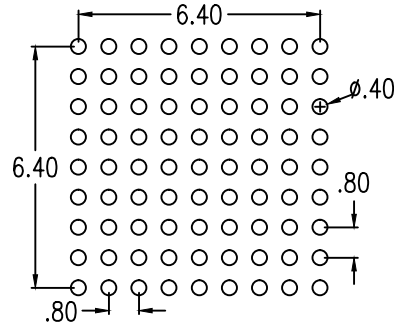


BOTTOM VIEW



SIDE VIEW

NOTE:  
1. ALL DIMENSIONS ARE IN MM.



RECOMMENDED LAND PATTERN DIMENSION

NOTES:

1. ALL DIMENSION ARE IN mm. ANGLES IN DEGREES.
2. LAND PATTERN RECOMMENDATION PER IPC-7351B GENERIC REQUIREMENT FOR SURFACE MOUNT DESIGN AND LAND PATTERN.

Package Revision History		
Date Created	Rev No.	Description
Nov 8, 2017	Rev 00	Initial Release