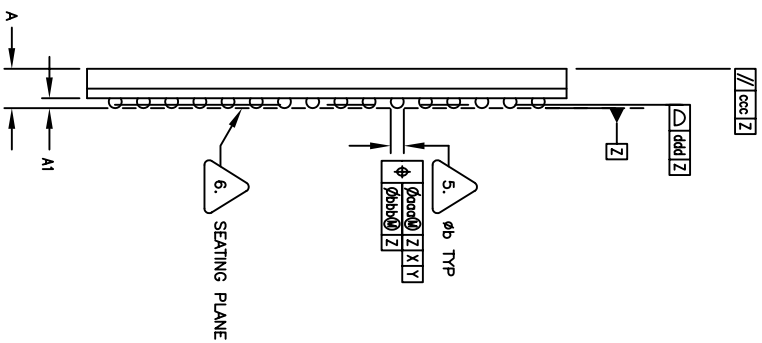


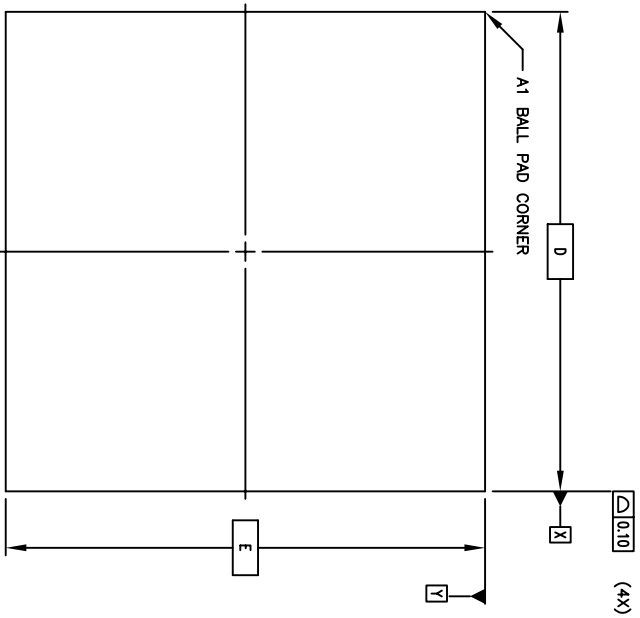
REV	DESCRIPTION	DATE	APPROVED
01	JEDEC VARIATION MODIFICATION	07/11/00	D.G
02	UPDATE MAX. THICKNESS A	10/02/02	T.V
03	REMOVE THICKNESS A2	05/08/03	T.V
04	ADD "GREEN" BCG NOMENCLATURE	10/19/04	T.V
05	COMBINE POD & LAND PATTERN	5/14/13	RC

REVISIONS

SYMBOL	JEDEC VARIATION			NOTE
	MIN	NOM	MAX	
A	1.30	1.40	1.70	
A1	.31	.36	.41	
D	17.00 BSC			
D1	15.00 BSC			
E	17.00 BSC			
E1	15.00 BSC			
MD	16			3
ME	16			3
N	256			4
e	1.00 BSC			
b	.41	.46	.51	5
gqq	-	-	.15	
bbb	-	-	.08	
ccc	-	-	.10	
ddd	-	-	.12	



SIDE VIEW



TOP VIEW

UNLESS OTHERWISE SPECIFIED
DIMENSIONS ARE IN MILLIMETERS
DECIMAL
XX .50/0
XXX .50/0
XXX .50/0

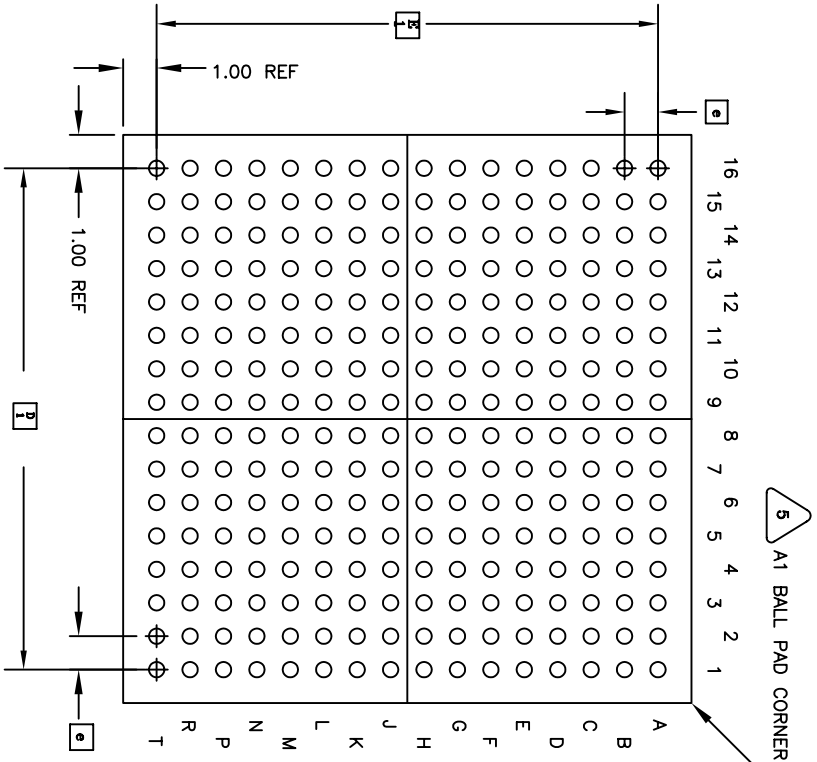
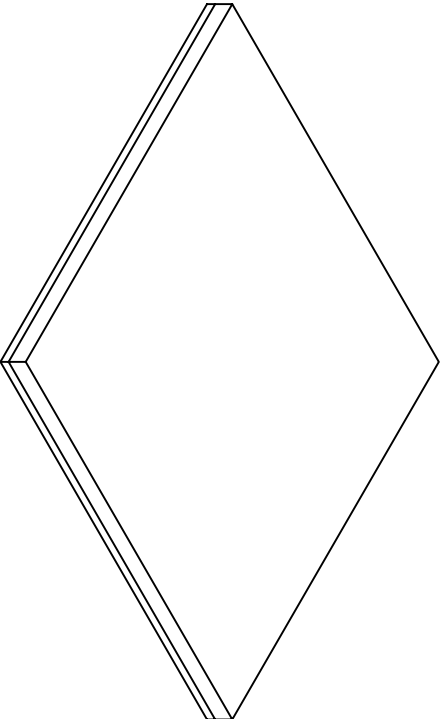
8024 SILVER CREEK VALLEY ROAD
SAN JOSE CA, 95138
PHONE: (408) 284-8200
FAX: (408) 284-8591
www.IDT.com



TITLE: BC/BCG 256 PACKAGE OUTLINE
DRAWN: JST DATE: 06/09/00
CHECKED: 17.0 X 17.0 mm BODY CABGA

APPROVALS	DATE	DRAWING No.	SIZE	SCALE	REV
		PSC-4093	C	N/A	05
DO NOT SCALE DRAWING					
SHEET 1 OF 3					

REVISIONS			
REV	DESCRIPTION	DATE	APPROVED
01	JEDC VARIATION MODIFICATION	07/11/00	D.G
02	UPDATE MAX. THICKNESS A	10/02/02	T.V
03	REMOVE THICKNESS A2	05/08/03	T.V
04	ADD "GREEN" BCG NOMENCLATURE	10/19/04	T.V
05	COMBINE POD & LAND PATTERN	5/14/13	RG



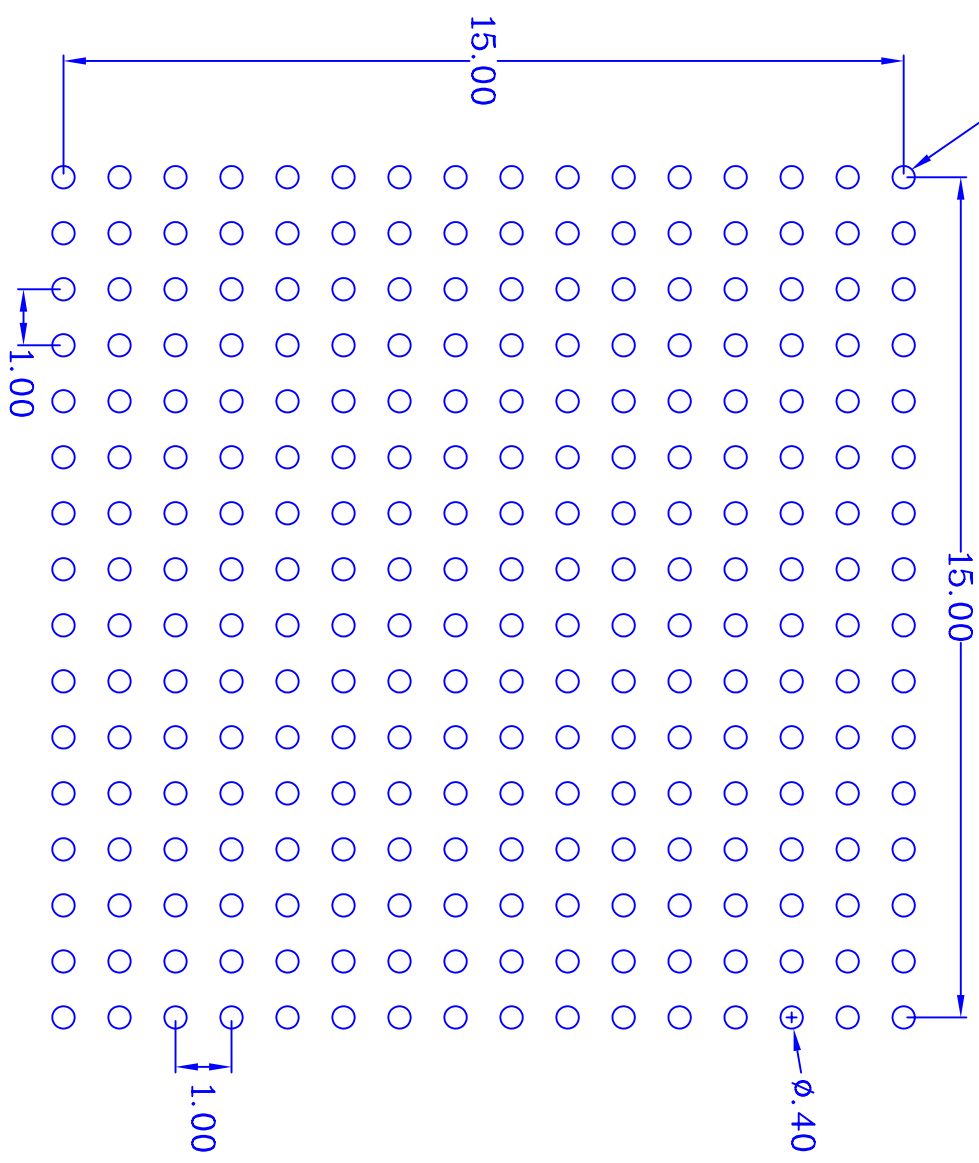
BOTTOM VIEW
256 SOLDER BALLS

NOTES: UNLESS OTHERWISE SPECIFIED

- ALL DIMENSIONS AND TOLERANCES CONFORM TO ASME Y14.5M-1994.
- "e" REPRESENTS THE BASIC SOLDER BALL GRID PITCH.
- "MD" IS THE MAXIMUM SOLDER BALL MATRIX SIZE IN THE "D" DIRECTION. "ME" IS THE MAXIMUM SOLDER BALL MATRIX SIZE IN THE "E" DIRECTION. "N" IS THE MAXIMUM ALLOWABLE NUMBER OF SOLDER BALLS.
- DIMENSION "b" IS MEASURED AT THE MAXIMUM SOLDER BALL DIAMETER, PARALLEL TO PRIMARY DATUM Z.
- PRIMARY DATUM Z AND SEATING PLANE ARE DEFINED BY THE SPHERICAL CROWNS OF THE SOLDER BALLS.
- "A1" ID CORNER MUST BE IDENTIFIED. IDENTIFICATION MAY BE BY MEANS OF CHAMFER, METALLIZED OR INK MARK, INDENTATION OR OTHER FEATURE OF THE PACKAGE BODY.
- ALL DIMENSIONS ARE IN MILLIMETERS.
- THIS DRAWING CONFORMS TO JEDEC PUBLICATION 95 REGISTRATION MO-192 VARIATION AAF-1
- EXCEPTIONS:
b MIN=0.41 NOM=0.46 MAX=0.51

UNLESS OTHERWISE SPECIFIED DIMENSIONS ARE IN MILLIMETERS DECIMALS XX.XX ANGULAR °'				6024 SILVER CREEK VALLEY ROAD SAN JOSE CA, 95138 PHONE: (408) 284-8200 FAX: (408) 284-8591	
APPROVALS	DATE	TITLE	DRAWING No.	SIZE	SCALE
DRAWN <i>JSZ</i>	06/09/00	BC/BCG 256 PACKAGE OUTLINE	PSC-4093	C	N/A
CHECKED		17.0 X 17.0 mm BODY CABGA			REV
					05
DO NOT SCALE DRAWING			SHEET	2	OF 3

"A1" BALL PAD CORNER



RECOMMENDED LAND PATTERN DIMENSION (mm)

REVISIONS			
REV	DESCRIPTION	DATE	APPROVED
01	JEDEC VARIATION MODIFICATION	07/11/00	D.G
02	UPDATE MAX. THICKNESS A	10/02/02	T.V
03	REMOVE THICKNESS A2	05/08/03	T.V
04	ADD "GREEN" BCG NOMENCLATURE	10/19/04	T.V
05	COMBINE POD & LAND PATTERN	5/14/13	RC

UNLESS OTHERWISE SPECIFIED DIMENSIONS ARE IN MILLIMETERS DECIMAL XX ±0.10 XXX ±0.05 XXXX ±0.03		SPECIFIED DIMENSIONS ANGULAR ±1°	
APPROVALS	DATE	6024 SILVER CREEK VALLEY ROAD San Jose, CA 95138 PHONE: (408) 284-8200 FAX: (408) 284-8591 www.DT.com	
DRAWN JJP	06/09/00	BC/BCG256 PACKAGE OUTLINE 17.0 x 17.0 mm BODY CABGA 1.0 mm BALL PITCH CABGA	
CHECKED		DRAWING No.	PSC-4093
		SIZE	C
		SCALE	N/A
		REV	05
DO NOT SCALE DRAWING			
SHEET 3 OF 3			