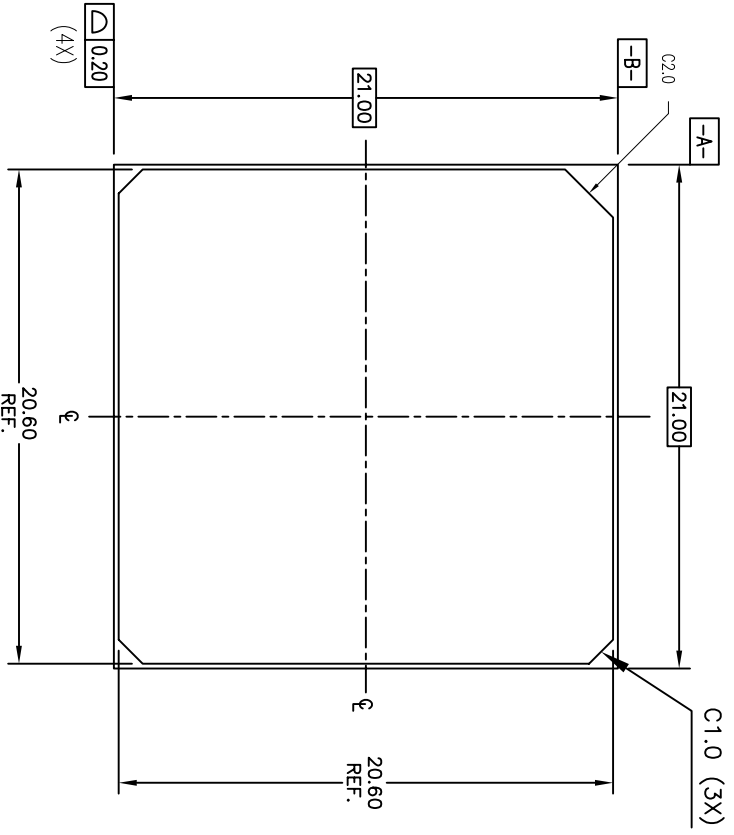


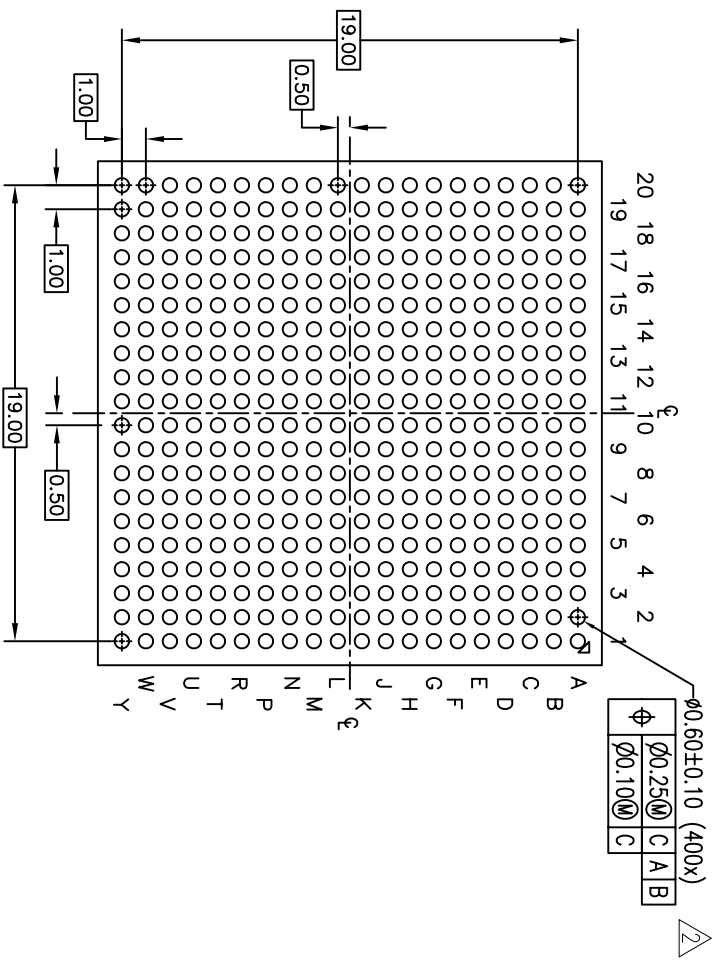
NOTES:

- 1 ALL DIMENSIONING AND TOLERANCING CONFORM TO ANSI Y14.5M-1994
DIMENSION IS MEASURED AT THE MAXIMUM SOLDER BALL DIAMETER,
PARALLEL TO PRIMARY DATUM -C-
- 2 SEATING PLANE AND PRIMARY DATUM -C- ARE DEFINED BY THE
CONTACT POINTS OF THREE OR MORE SOLDER BALLS THAT SUPPORT THE
DEVICE WHEN PLACED ON A TOP OF A PLANAR SURFACE.
- 3 ALL DIMENSIONS ARE IN MILLIMETERS

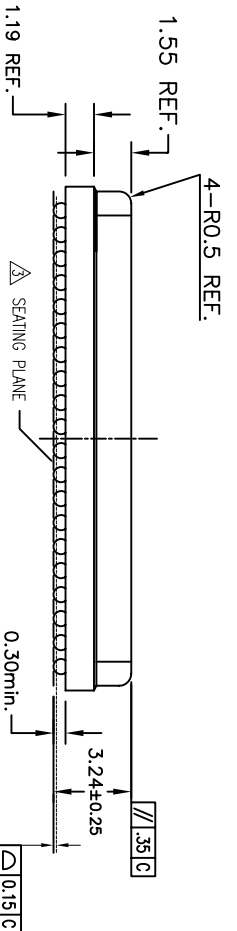
REVISIONS			
REV	DESCRIPTION	DATE	APPROVED
00	PRELIMINARY RELEASE	05/18/10	M. ROY
01	CHANGE LID FROM HAT TYPE TO CAVITY TYPE.	10/10/11	M. ROY
02	ADD SOLDER BALLS TO THE LID. SEE 201.000. 194.000.	12/12/11	M. ROY
03	COMBINE POD & LAND PATTERN	05/29/13	KS



TOP VIEW



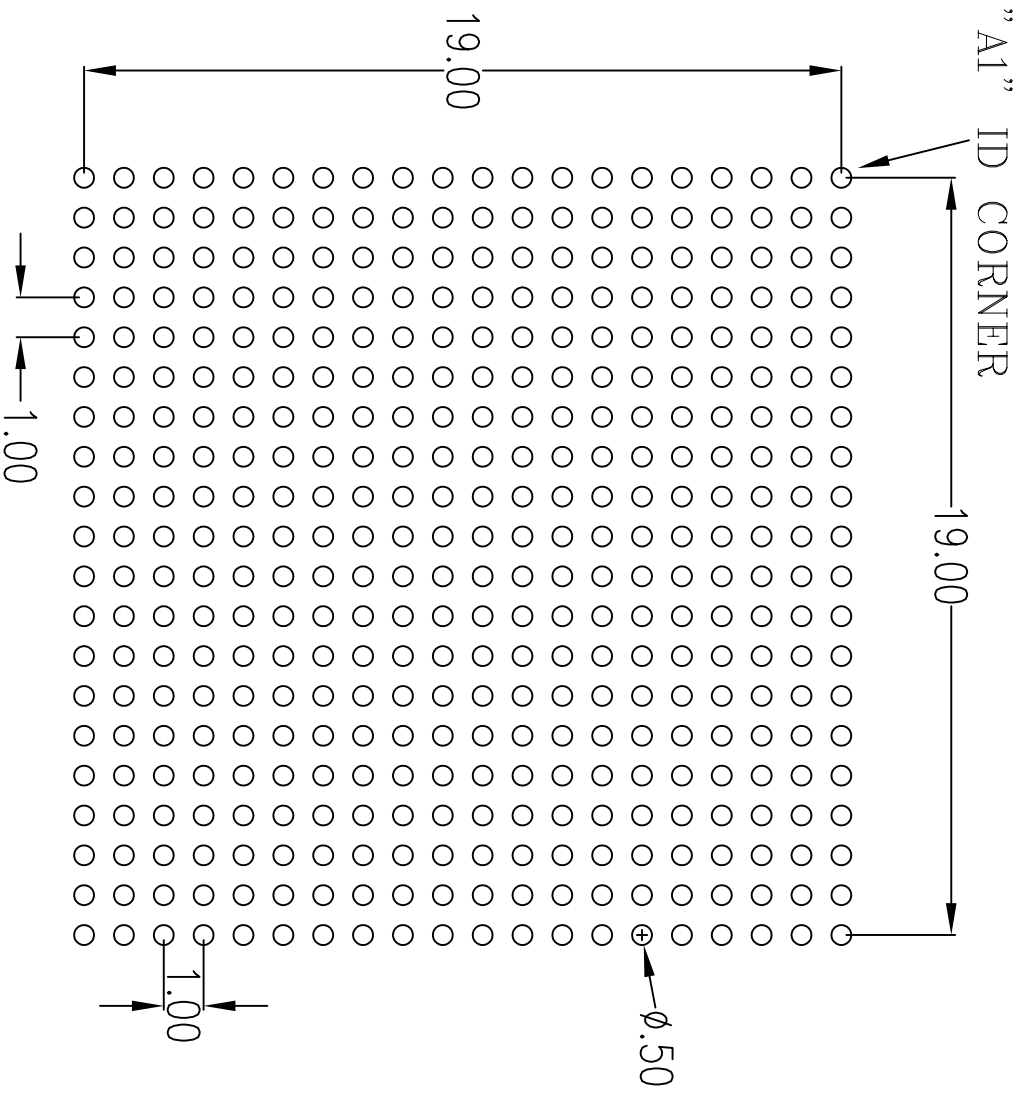
BOTTOM VIEW



SIDE VIEW

TOLERANCES UNLESS SPECIFIED		JIDT 6024 Silver Creek Valley Rd	
DECIMAL	ANGULAR	San Jose, CA 95138	PHONE: (408) 284-8200
XXX±	±	WWW.JIDT.COM	FAX: (408) 284-2775
APPROVALS	DATE	TITLE BL/BR 400 PACKAGE OUTLINE	
DRAWN 77/28	Aug30/11	FCBGA 21.0 X 21.0mm, 1.0mm pitch	
CHECKED		-Covity Ltd-	
SIZE C	DRAWING No. PSC-4310	REV 03	
DO NOT SCALE DRAWING		SHEET 1 OF 2	

REVISIONS			
REV	DESCRIPTION	DATE	APPROVED
00	PRELIMINARY RELEASE	05/18/10	M. ROY
01	CHANGE LID FROM HAT TYPE TO CAVITY TYPE.	10/10/11	M. ROY
02	ADD LAND DIMENSION ON THE RIGHT SIDE OF THE DRAWING.	12/12/11	M. ROY
03	COMBINE POD & LAND PATTERN	05/29/13	KS



RECOMMENDED LAND PATTERN DIMENSION
(NSMD)

TOLERANCES UNLESS SPECIFIED		6024 Silver Creek Valley Rd San Jose, CA 95138	
DECIMAL	±	PHONE: (408) 284-8200	
ANGULAR	±	FAX: (408) 284-2775	
XXXX±		WWW.IDT.COM	
APPROVALS	DATE	TITLE	BL/BR 400 PACKAGE OUTLINE
DRAWN	02/08/12	FCBGA 21.0 X 21.0mm, 1.0mm pitch	
CHECKED		-Cavity Lid-	
SIZE	DRAWING No.	PSC-4310	REV
C			03
DO NOT SCALE DRAWING			SHEET 2 OF 2