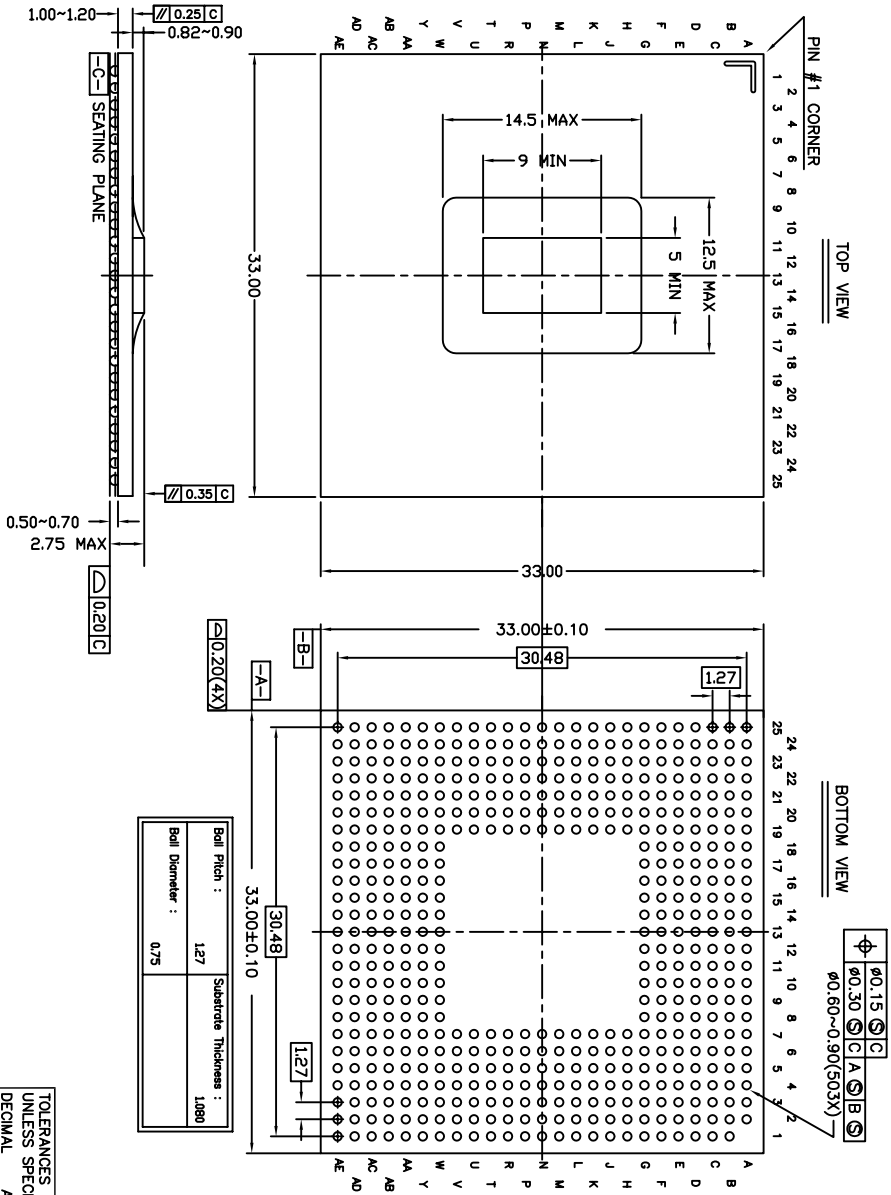
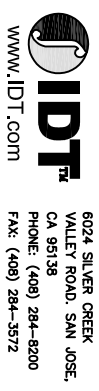


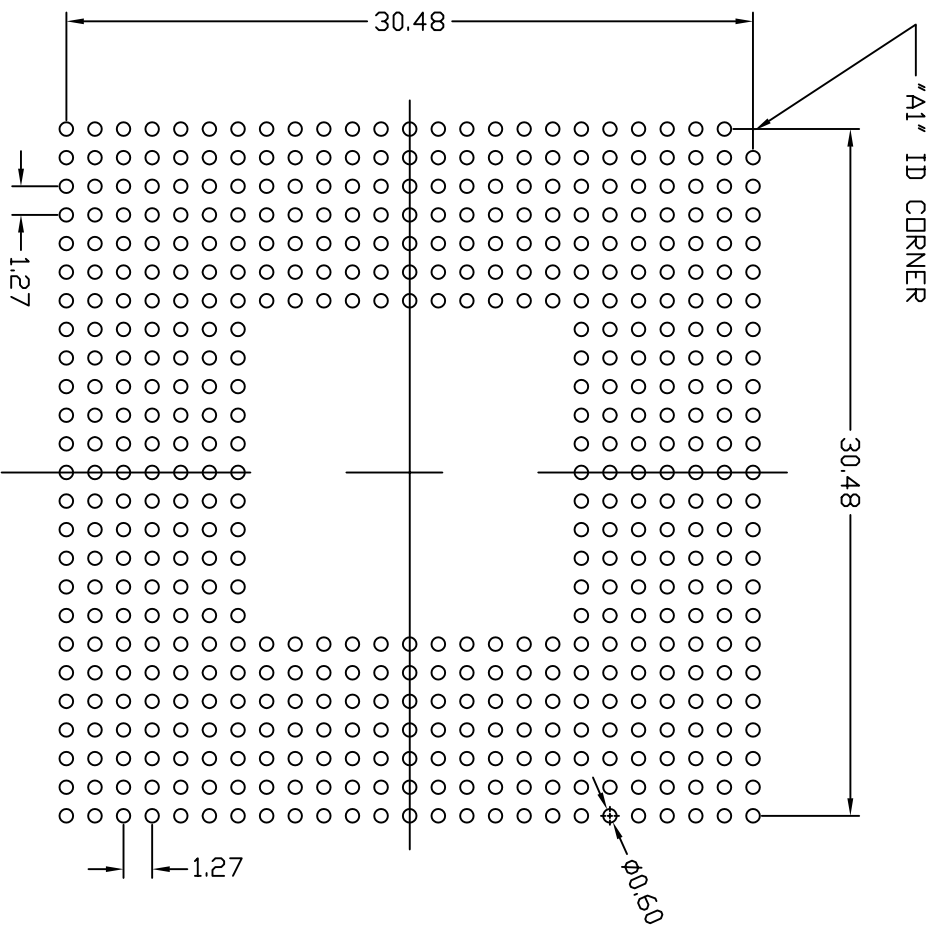
REVISIONS			
REV	DESCRIPTION	DATE	APPROVED
00	INITIAL RELEASE	07/10/09	P.PAIK
01	COMBINE POD & LAND PATTERN	5/31/13	KS



TOLERANCES UNLESS SPECIFIED	DECIMAL	ANGULAR	±1°
XX.X	.05	XXX.X	.030
APPROVALS	DATE	TITLE	HC/RC 503 PACKAGE OUTLINE
DRAWN: <i>gdc</i>	7/10/09	33 x 33 mm BODY	
CHECKED		1.27 mm PITCH FCBGA	
SIZE	DRAWING No.	PSC-4259	REV 01
C	DO NOT SCALE DRAWING		



REVISIONS			
REV	DESCRIPTION	DATE	APPROVED
00	INITIAL RELEASE	07/10/09	P.PAIK
01	COMBINE POD & LAND PATTERN	5/31/13	KS



NOTE:

RECOMMENDED LAND PATTERN

- 1) ALL dimensions are in mm, Angles in degrees.
- 2) Top down view, as view on PCB.
- 3) NSMD Land Pattern Assumed
- 4) Land Pattern Recommendation as per IPC-7351B generic requirement for surface mount design and Land Pattern.

TOLERANCES UNLESS SPECIFIED		DECIMAL ANGULAR	
XX± .105		±1°	
XXX± .030			
APPROVALS	DATE	TITLE	
DRAWN <i>dadg</i>	7/10/08	HC/RC 503 PACKAGE OUTLINE	
CHECKED		SIZE	DRAWING No.
		C	PSC-4259
DO NOT SCALE DRAWING		SHEET	2 OF 2



6024 SILVER CREEK
VALLEY ROAD, SAN JOSE,
CA 95138
PHONE: (408) 284-8200
FAX: (408) 284-3572

www.IDT.com
PSC-4259
33 x 33 mm BODY
1.27 mm PITCH FCBGA