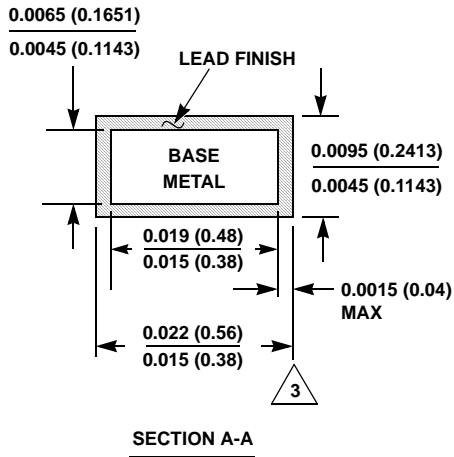
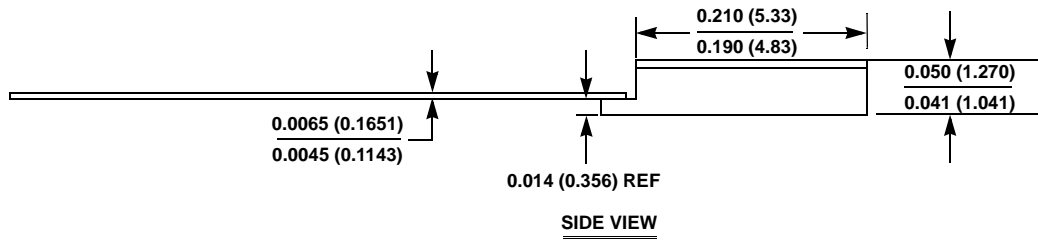
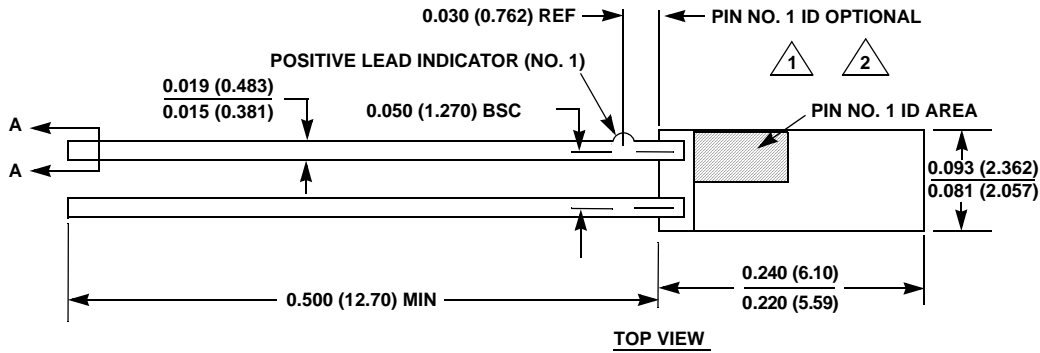


Package Outline Drawing

K2.A

2 LEAD CERAMIC METAL SEAL FLATPACK PACKAGE

Rev 1, 4/12



NOTES:

1. Index area: A notch or a pin one identification mark shall be located adjacent to pin one and shall be located within the shaded area shown. The manufacturer's identification shall not be used as a pin one identification mark. Alternately, a tab may be used to identify pin one.
2. If a pin one identification mark is used in addition to a tab, the limits of the tab dimension do not apply.
3. The maximum limits of lead dimensions (section A-A) shall be measured at the centroid of the finished lead surfaces, when solder dip or tin plate lead finish is applied.
4. Dimensioning and tolerancing conform to ANSI Y14.5M-1982.
5. Dimensions: Inch (mm). Controlling dimension: Inch.