

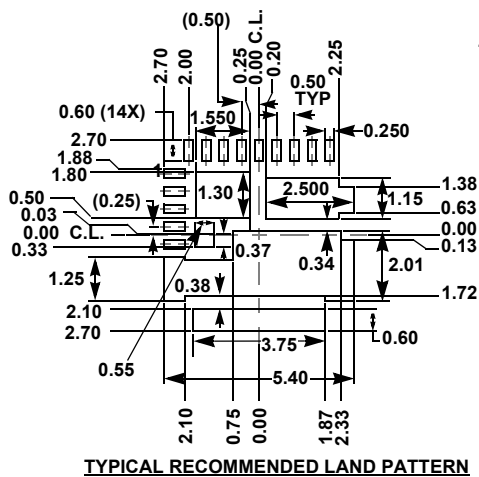
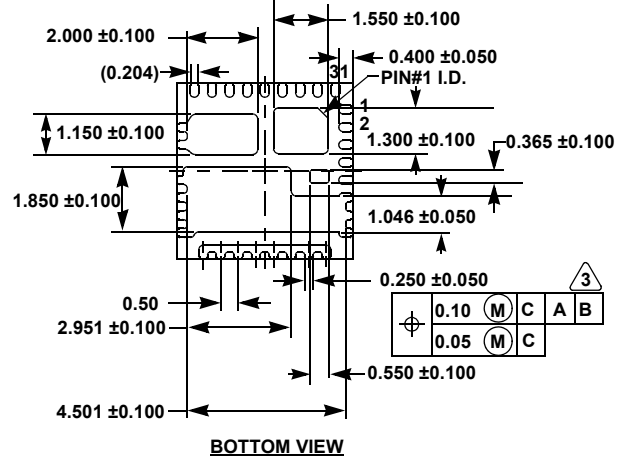
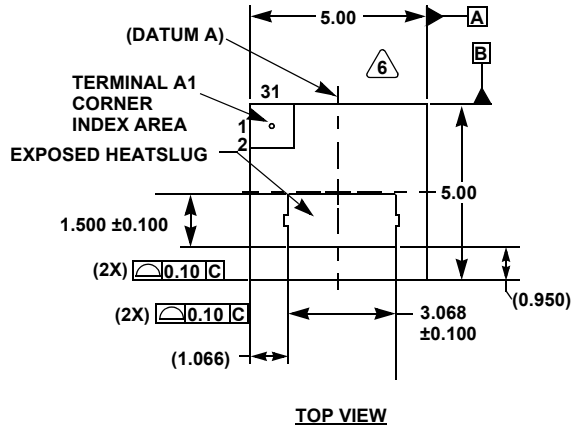
Plastic Packages for Integrated Circuits

Package Outline Drawing

L31.5x5

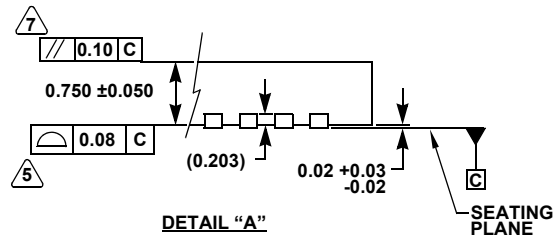
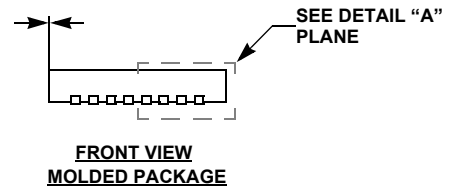
31 LEAD QUAD FLAT NO-LEAD PLASTIC PACKAGE

Rev 0, 4/17



12° MAX.

FOR SAWN PACKAGES, THIS IS TYPICALLY ZERO



NOTES:

1. DIMENSIONING AND TOLERANCING CONFORM TO ASME Y14.5M - 1994.

2. ALL DIMENSIONS ARE IN MILLIMETERS, 0 IS IN DEGREES.

③ APPLIES TO METALLIZED TERMINAL AND IS MEASURED BETWEEN 0.15mm AND 0.30mm FROM TERMINAL TIP. IF THE TERMINAL HAS THE OPTIONAL RADIUS ON THE OTHER END OF THE TERMINAL, THE DIMENSION SHOULD NOT BE MEASURED IN THAT RADIUS AREA.

4. MAXIMUM PACKAGE WARPAGE IS 0.05mm.

⑤ MAXIMUM ALLOWABLE BURRS IS 0.076mm IN ALL DIRECTIONS.

⑥ PIN #1 ID ON TOP WILL BE LASER MARKED.

⑦ UNILATERAL COPLANARITY ZONE APPLIES TO THE EXPOSED HEAT SINK SLUG AS WELL AS THE TERMINALS.