

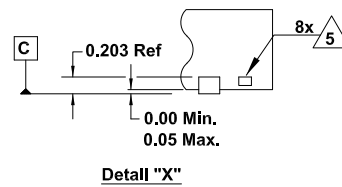
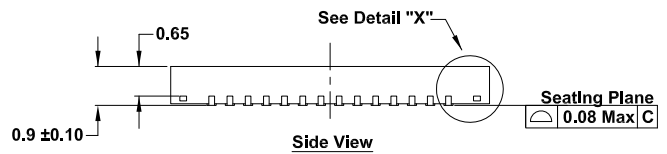
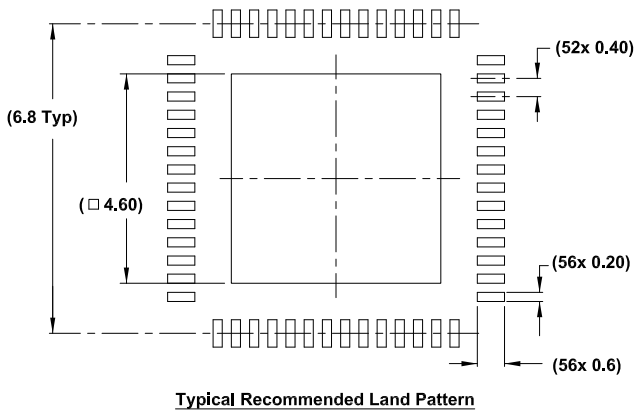
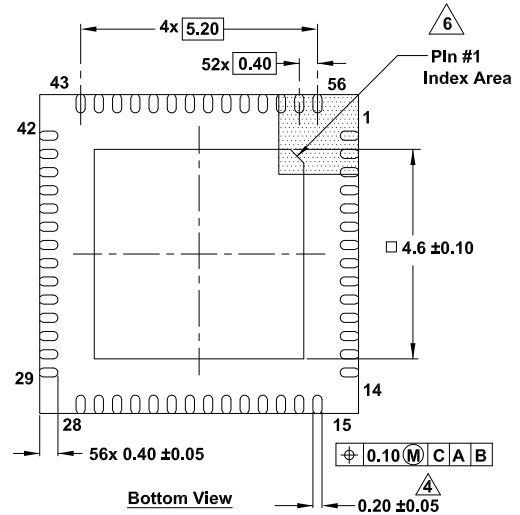
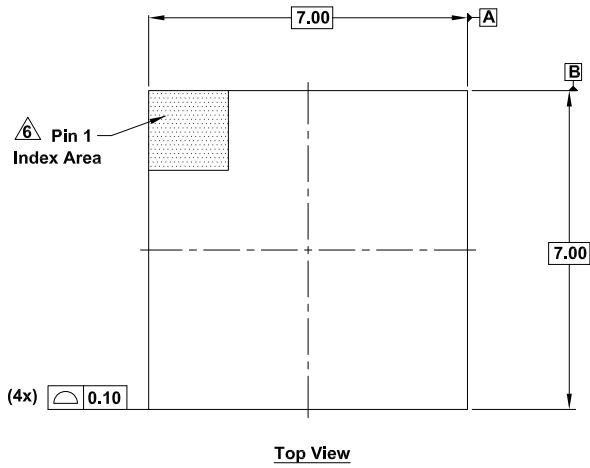
# Plastic Packages for Integrated Circuits

## Package Outline Drawing

L56.7x7

56 Lead Quad Flat No-Lead Plastic Package

Rev 0, 11/20



**Notes:**

- Dimensions are in millimeters.  
Dimensions in ( ) for reference only.
- Dimensioning and tolerancing conform to ASME Y14.5m-1994.
- Unless otherwise specified, tolerance: Decimal ±0.05
- Dimension applies to the metallized terminal and is measured between 0.15mm and 0.30mm from the terminal tip.
- Tiebar shown (if present) is a non-functional feature.
- The configuration of the pin #1 identifier is optional, but must be located within the zone indicated. The pin #1 identifier is either a mold or mark feature.