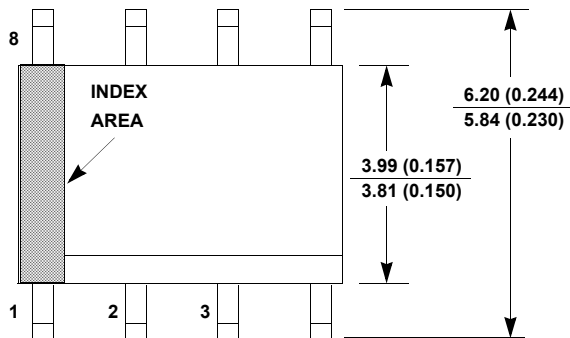


# Package Outline Drawing

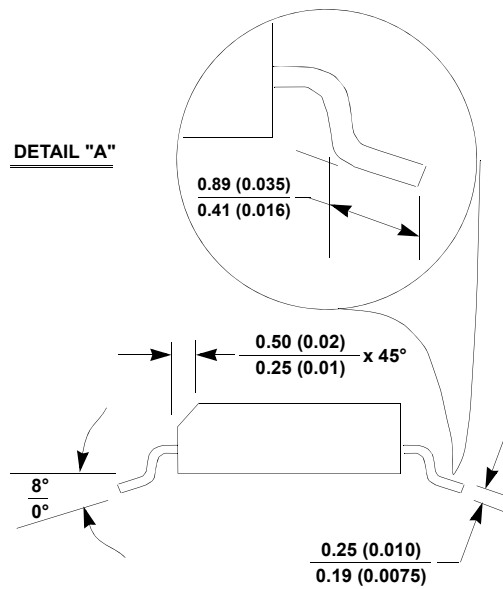
## M8.15F

8 LEAD NARROW BODY SMALL OUTLINE EXPOSED PAD PLASTIC PACKAGE

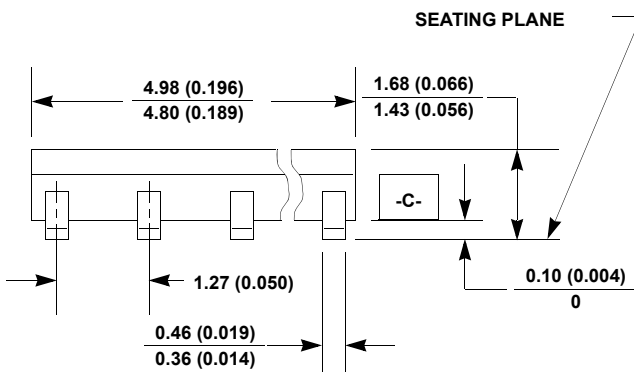
Rev 0, 2/12



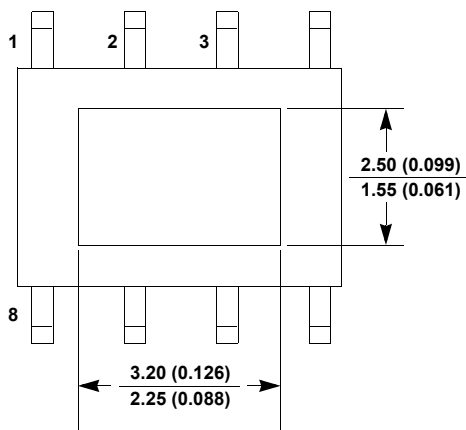
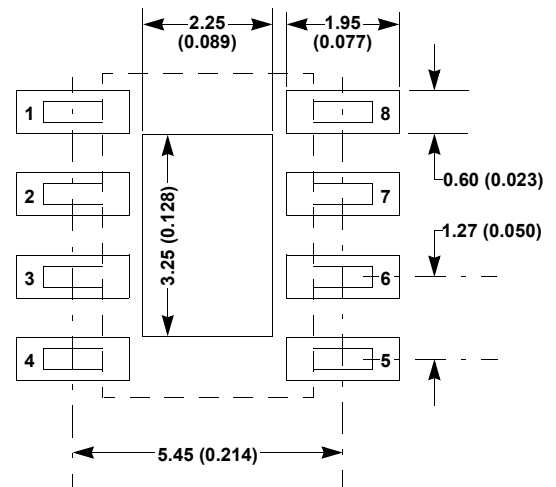
TOP VIEW



SIDE VIEW "B"



SIDE VIEW "A"



BOTTOM VIEW

NOTES:

1. Dimensions are in millimeters. Dimensions in ( ) for reference only.
2. Dimensioning and tolerancing per ASME-Y14.5M-1994.
3. Unless otherwise specified, tolerance: Decimal  $\pm 0.05$ .
4. Dimension does not include interlead flash or protrusions. Interlead flash or protrusions shall not exceed 0.25mm per side.
5. The Pin 1 identifier may be either a mold or a mark feature.
6. The chamfer on the body is optional. If it is not present, a visual index feature must be located within the crosshatched area.