

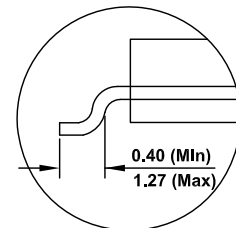
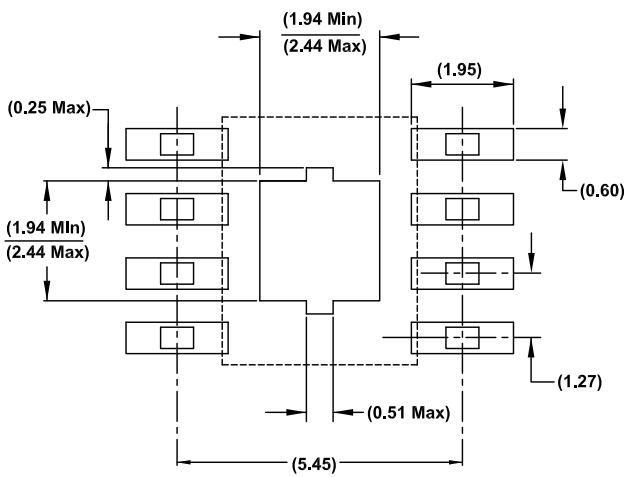
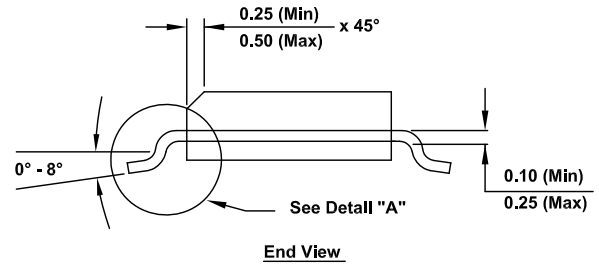
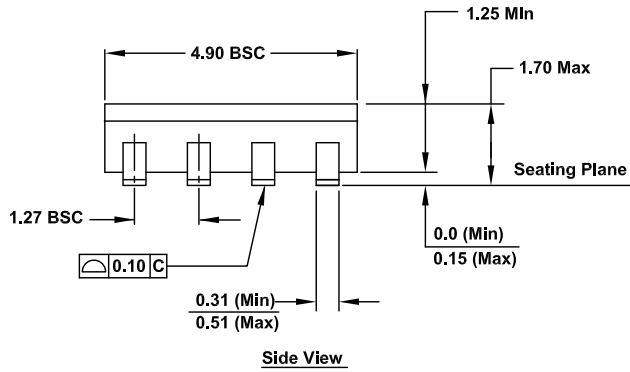
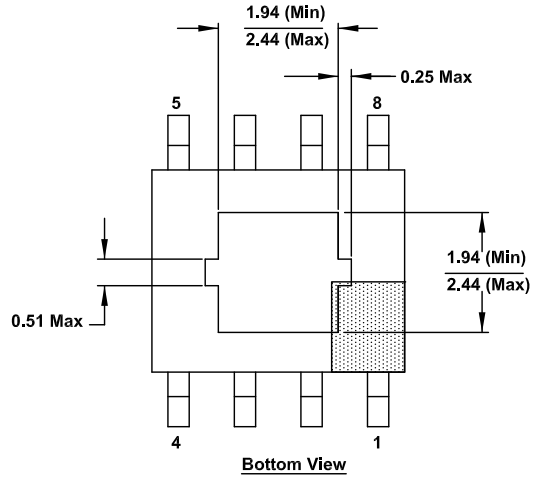
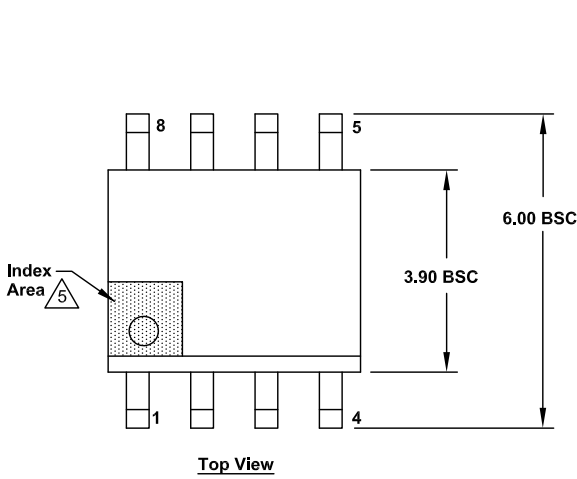
# Plastic Packages for Integrated Circuits

## Package Outline Drawing

M8.15H

8 Lead Narrow Body Small Outline Exposed Pad Plastic Package (EPSONIC)

Rev 1, 1/20



**Notes:**

1. Dimensions are in millimeters.  
Dimensions in ( ) for Reference Only.
2. Dimensioning and tolerancing conform to ASME Y14.5m-1994.
3. Unless otherwise specified, tolerance: Decimal  $\pm 0.05$
4. Dimension does not include interlead flash or protrusions.  
Interlead flash or protrusions shall not exceed 0.255mm per side.
5. The pin #1 identifier may be either a mold or mark feature.
6. The chamfer on the body is optional. If it is not present, a visual index feature must be located within the crosshatched area.