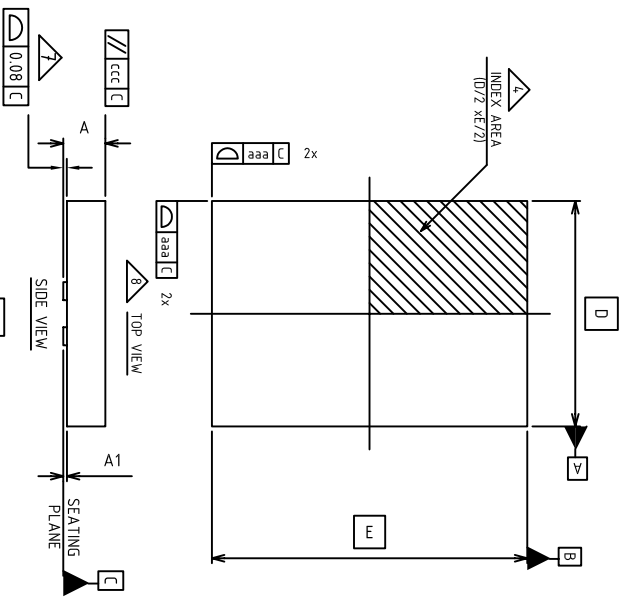


| REVISIONS | | | |
|-----------|----------------------------|----------|----------|
| REV | DESCRIPTION | DATE | APPROVED |
| 00 | Initial Release | 01/20/12 | RAC |
| 01 | CORRECT THE TITLE | 09/19/12 | RT |
| 02 | COMBINE POD & LAND PATTERN | 08/6/13 | KS |
| 03 | FLIP THE LAND PATTERN | 08/12/13 | KS |



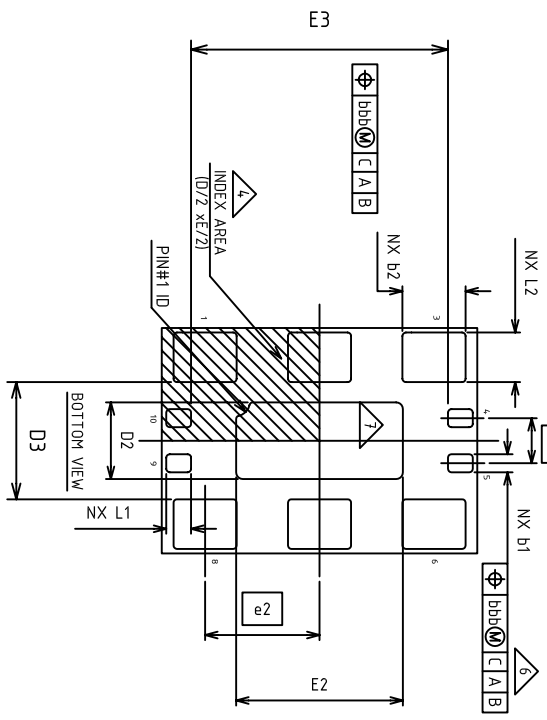
| SYMBOL | MILLIMETER | | |
|--------|------------|------|------|
| | MIN | NOM | MAX |
| A | 0.80 | 0.90 | 1.00 |
| A1 | 0.0 | 0.02 | 0.05 |
| b1 | 0.35 | 0.40 | 0.45 |
| b2 | 1.35 | 1.40 | 1.45 |
| D2 | 1.55 | 1.70 | 1.80 |
| E2 | 3.55 | 3.70 | 3.80 |
| L1 | 0.45 | 0.55 | 0.65 |
| L2 | 1.00 | 1.10 | 1.20 |
| D | 5.0 | | |
| E | 7.0 | | |
| e1 | 1.0 | | |
| e2 | 2.54 | | |
| E3 | 5.7 | | |
| D3 | 2.6 | | |
| ND | 2 | | |
| NE | 3 | | |

NOTE:

- Dimensioning and tolerancing conform to ASME Y14.5M-1994.
- All dimensions are in millimeters, angles are in degrees(\260).
- N is the total number of terminals.

1 The location of the terminal #1 identifier and terminal numbering convention conforms to JEDEC publication 95 SPP-002.

5 ND and NE refer to the number of terminals on each D and E side respectively.



TOLERANCES
UNLESS SPECIFIED
DECIMAL ANGULAR
XX. .05 ±1°
XXX. .030

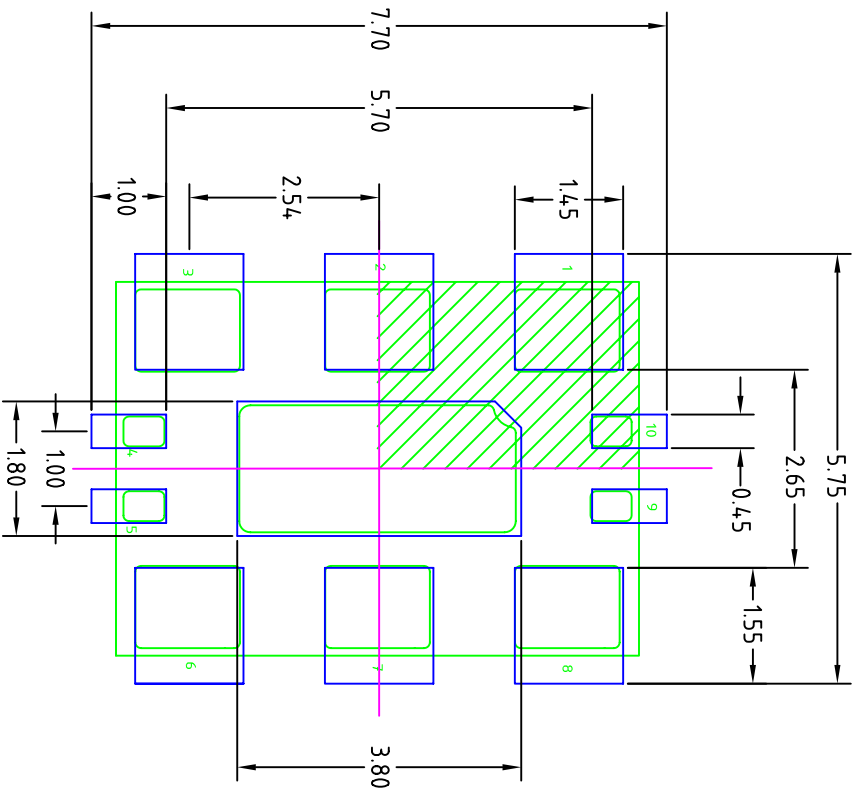
APPROVALS
DRAWN *dmc* DATE 1/19/12
CHECKED

IDT 6024 Silver Creek Valley Road
San Jose CA 95138
PHONE: (408) 284-8200
FAX: (408) 284-3572
WWW.IDT.COM

TITLE NR/NR80 PACKAGE OUTLINE
5.0 x 7.0 mm 800Y
10/254 mm PITCH 0FN

SIZE DRAWING No. **PSC-4216** REV **03**
C DO NOT SCALE DRAWING SHEET 1 OF 2

| REVISIONS | | | |
|-----------|----------------------------|----------|----------|
| REV | DESCRIPTION | DATE | APPROVED |
| 00 | Initial Release | 01/20/12 | RAC |
| 01 | CORRECT THE TITLE | 09/19/12 | RT |
| 02 | COMBINE POD & LAND PATTERN | 08/6/13 | KS |
| 03 | FLIP THE LAND PATTERN | 08/12/13 | KS |



- NOTES:
1. ALL DIMENSION ARE IN mm. ANGLES IN DEGREES.
 2. TOP DOWN VIEW, AS VIEWED ON PCB.
 3. COMPONENT OUTLINE SHOW FOR REFERENCE IN GREEN.
 4. LAND PATTERN IN BLUE. NSMD PATTERN ASSUMED.
 5. LAND PATTERN RECOMMENDATION PER IPC-7351B GENERIC REQUIREMENT FOR SURFACE MOUNT DESIGN AND LAND PATTERN.

| | | | |
|-----------------------------|-------------|-------------------------------|--|
| TOLERANCES UNLESS SPECIFIED | | 6024 Silver Creek Valley Road | |
| DECIMAL | ANGULAR | San Jose CA 95138 | |
| XX.X .1 | ±1° | PHONE: (408) 284-8200 | |
| XXX.X .05 | | FAX: (408) 284-3572 | |
| XXXX .030 | | www.IDT.com | |
| APPROVALS | DATE | TITLE | |
| DRAWN: <i>gdc</i> | 1/19/12 | NR/RNG10 PACKAGE OUTLINE | |
| CHECKED | | 5.0 x 7.0 mm BODY | |
| | | 10/254 mm PITCH 0FN | |
| SIZE | DRAWING No. | REV | |
| C | PSC-4216 | 03 | |
| DO NOT SCALE DRAWING | | SHEET 2 OF 2 | |