

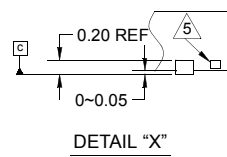
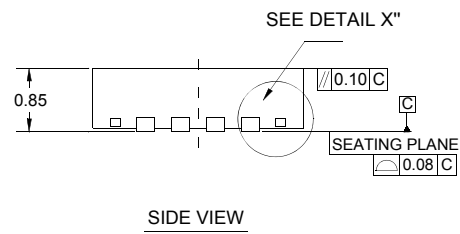
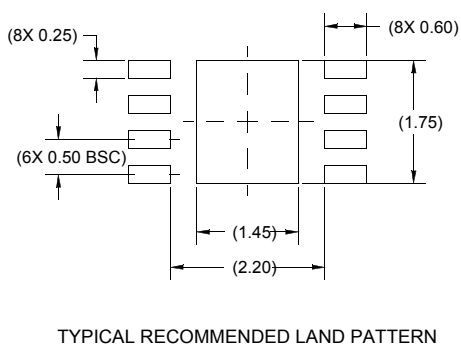
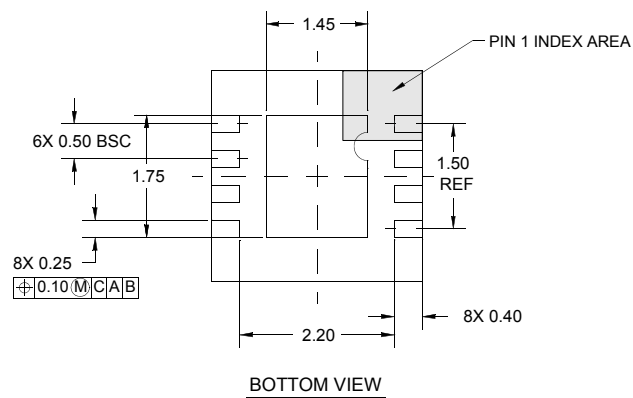
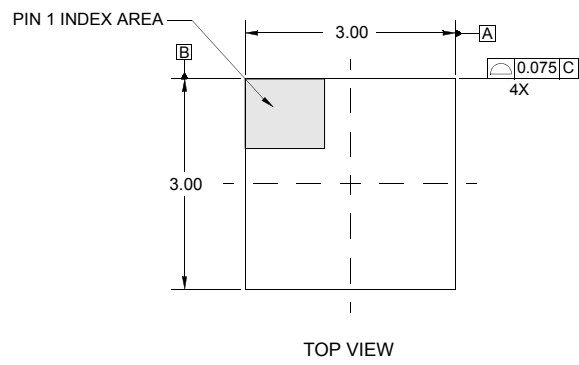
# Plastic Packages for Integrated Circuits

## Package Outline Drawing

### L8.3x3D

8 LEAD DUAL FLAT NO-LEAD PLASTIC PACKAGE (DFN)

Rev 1, 3/15



#### NOTES:

- Controlling dimensions are in mm.  
Dimensions in ( ) for reference only.
- Unless otherwise specified, tolerance: Decimal  $\pm 0.05$   
Angular  $\pm 2^\circ$
- Dimensioning and tolerancing conform to JEDEC STD MO220-D.
- The configuration of the pin #1 identifier is optional, but must be located within the zone indicated. The pin #1 identifier may be either a mold or mark feature.
- △ Tiebar shown (if present) is a non-functional feature and may be located on any of the 4 sides (or ends).