

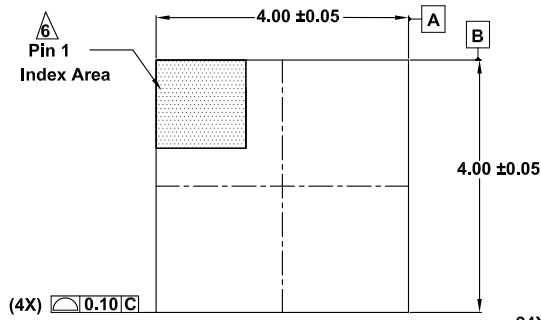
# Plastic Packages for Integrated Circuits

## Package Outline Drawing

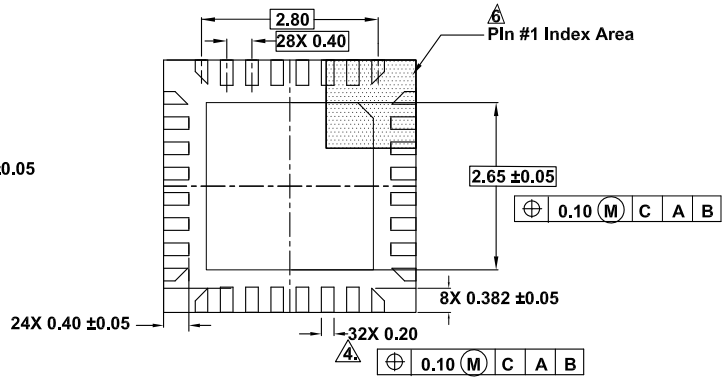
L32.4x4C

32 Lead Quad Flat No-Lead Plastic Package (QFN)

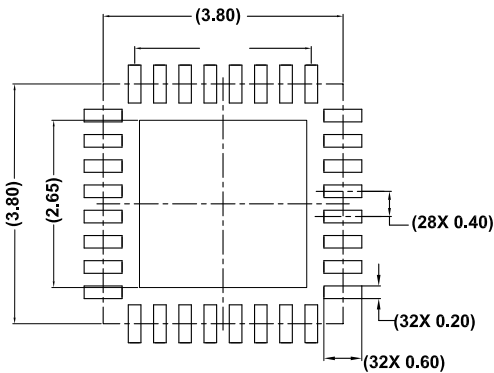
Rev 2, 4/2022



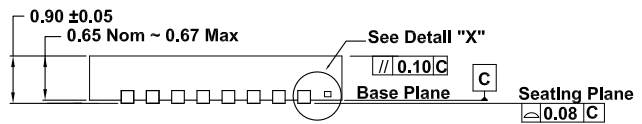
**Top View**



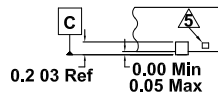
**Bottom View**



**Typical Recommended Land Pattern**



**Side View**



**Detail "X"**

**NOTES:**

1. Dimensions are in millimeters.  
Dimensions in ( ) for Reference Only.
2. Dimensioning and tolerancing conform to ASME Y14.5M-1994.
3. Unless otherwise specified, tolerance : Decimal  $\pm 0.05$
4. Dimension applies to the metallized terminal and is measured between 0.15mm and 0.25mm from the terminal tip.
5. Tiebar shown (if present) is a non-functional feature.
6. The configuration of the pin #1 identifier is optional, but must be located within the zone indicated. The pin #1 identifier may be either a mold or mark feature.