

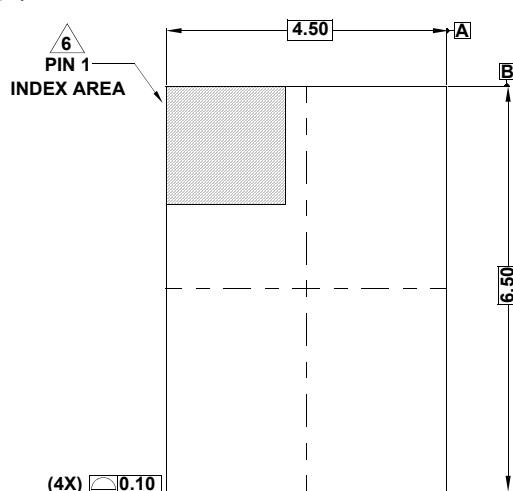
Plastic Packages for Integrated Circuits

Package Outline Drawing

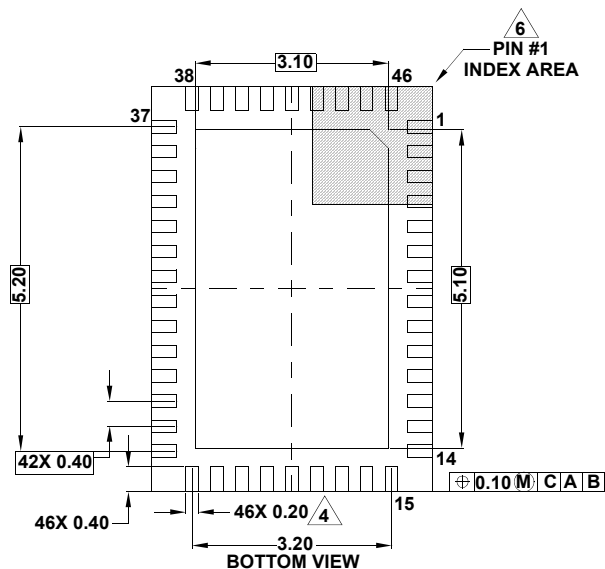
L46.4.5x6.5A

46 LEAD QUAD FLAT NO-LEAD PLASTIC PACKAGE

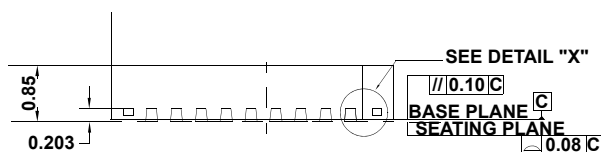
Rev 0, 1/12



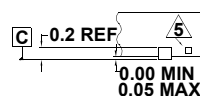
TOP VIEW



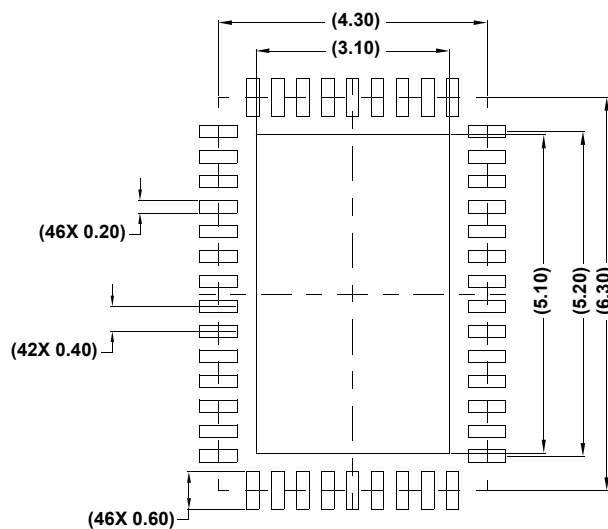
BOTTOM VIEW



SIDE VIEW



DETAIL "X"



TYPICAL RECOMMENDED LAND PATTERN

NOTES:

1. Dimensions are in millimeters.
Dimensions in () for Reference Only.
2. Dimensioning and tolerancing conform to ASME Y14.5m-1994.
3. Unless otherwise specified, tolerance : Decimal ± 0.05
4. Dimension applies to the metallized terminal and is measured between 0.15mm and 0.25mm from the terminal tip.
5. Tiebar shown (if present) is a non-functional feature.
6. The configuration of the pin #1 identifier is optional, but must be located within the zone indicated. The pin #1 identifier may be either a mold or mark feature.