

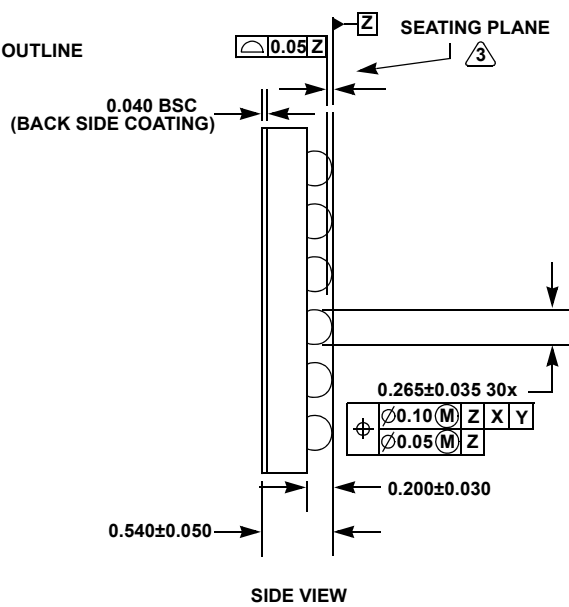
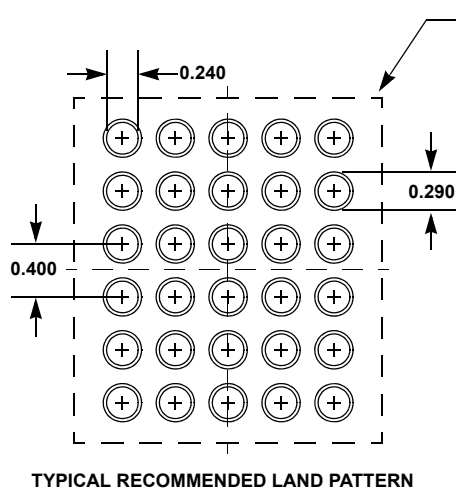
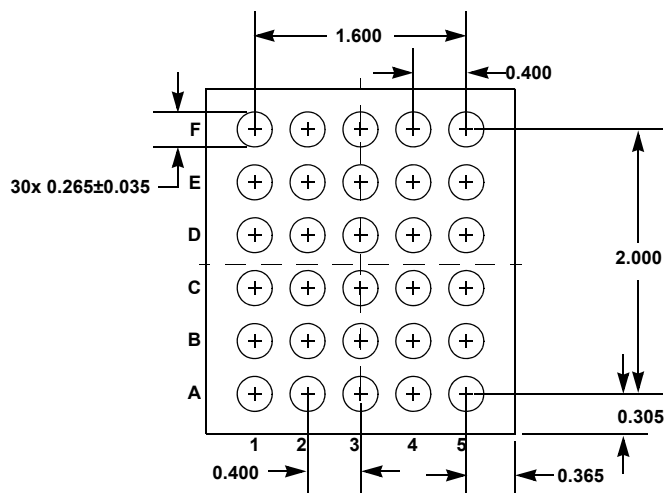
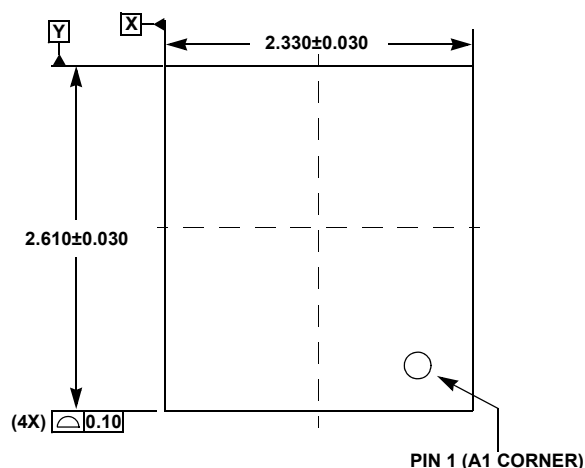
Plastic Packages for Integrated Circuits

Package Outline Drawing

W5x6.30A

5x6 array 30 ball wafer level chip scale package (WLCSP) BSC

Rev 0, 6/13



NOTES:

1. Dimensions and tolerance per ASME Y 14.5M - 1994.
2. Dimension is measured at the maximum bump diameter parallel to primary datum Z.
3. Primary datum Z and seating plane are defined by the spherical crowns of the bump.
4. Bump position designation per JESD 95-1, SPP-010.
5. There shall be a minimum clearance of 0.10mm between the edge of the bump and the body edge.