

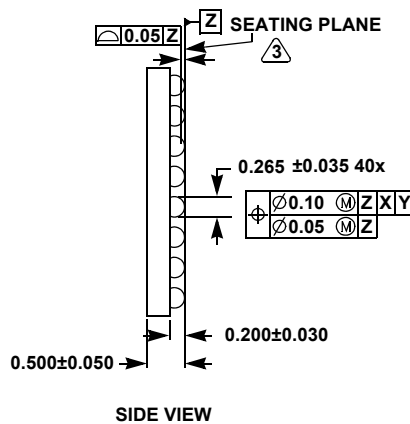
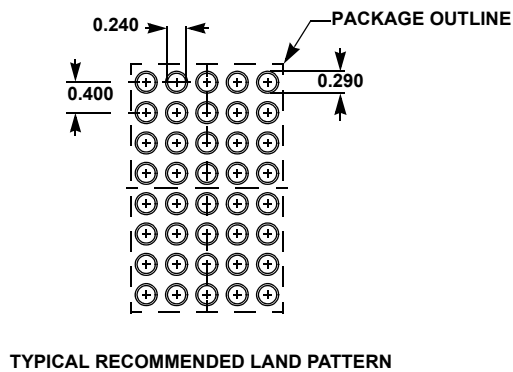
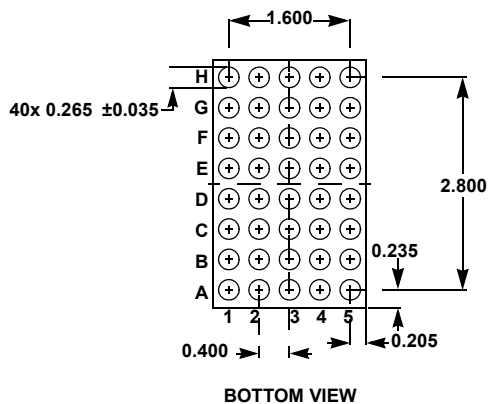
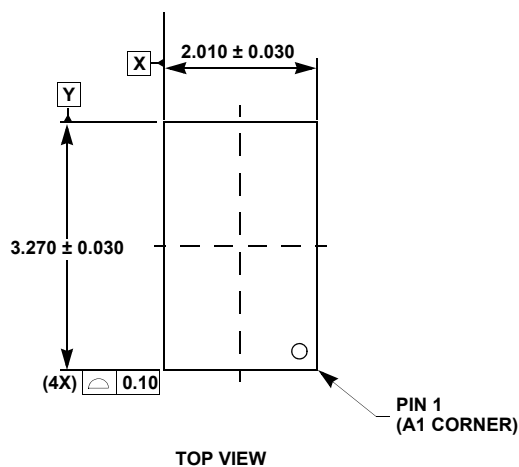
Plastic Packages for Integrated Circuits

Package Outline Drawing

W5x8.40

40 BALL WAFER LEVEL CHIP SCALE PACKAGE (WLCSP 0.4mm PITCH)

Rev 0, 10/13



NOTES:

1. Dimensions and tolerance per ASME Y14.5M - 1994.
- ① Dimension is measured at the maximum bump diameter parallel to primary datum Z.
- ② Primary datum Z and seating plane are defined by the spherical crowns of the bump.
- ③ Bump position designation per JESD 95-1, SPP-010.
5. There shall be a minimum clearance of 0.10mm between the edge of the bump and the body edge.