

Introducing solutions and resources (including related information) for each development phase of your product.

Development Phase

Bluetooth Specification Survey

[Bluetooth Specifications](#)

Device Specification Survey

[Hardware Specifications](#)

PoC (Proof of Concept)

[Evaluation Boards](#)

[Evaluation Tools](#)

[Smartphone Sample Apps](#)

[Windows Sample Apps](#)

Product Board Prototype/Development

[Board Design Guides](#)

Software Development

[Evaluation Boards](#)

[Development Tools](#)

[Development Guidelines](#)

[Software Library](#)

[Bluetooth LE Sample Programs](#)

[Bluetooth Mesh Sample Programs](#)

[Smartphone Sample Apps](#)

[Smartphone App Development Environment](#)

[Windows Sample Apps](#)


[Windows App Development Environment](#)

[Evaluation Tools](#)


Product Registration

[Bluetooth Qualification](#)

[Radio Law Certification](#)

<i>Bluetooth Specifications</i>			
	All Specifications	WEB	Bluetooth SIG WEB Site - Active All Specifications
	Bluetooth Core Specification	WEB	Bluetooth SIG WEB Site - Active Core Specifications
	Bluetooth Mesh Specification	WEB	Bluetooth SIG WEB Site - Active Mesh Specifications
<i>Hardware Specifications</i>			
	RA4W1 IC(R7FA4W1xxxxx)	WEB	The RA4W1 32-bit Bluetooth LE MCU incorporates Bluetooth 5.0 LE, a secure crypto engine, and low power functionality essential for any IoT application. The RA4W1 also features a rich set of peripheral features such as a capacitive touch sensing unit (CTSU) and a segment LCD controller (SLCDC), making it ideal for wireless applications that use a human machine interface (HMI). 
	RA4W1 Group Datasheet	PDF	This is a Microcomputer Datasheet.
	RA4W1 Group User's Manual: Hardware	PDF	Understand the hardware functions and electrical characteristics of microcomputer.

Evaluation Boards

<p>Evaluation Kit for RA4W1 MCU Group EK-RA4W1 : RTK7EKA4W1S00000BJ</p>	<p>WEB</p>	<p>The EK-RA4W1 evaluation kit enables users to effortlessly evaluate the features of the RA4W1 MCU Group and develop embedded systems applications using Renesas' Flexible Software Package (FSP) and various IDE.</p>	
<p>Evaluation Kit for RA4W1 Microcontroller Group EK-RA4W1 User's Manual</p>	<p>PDF</p>	<p>Describes the hardware specifications. The EK-RA4W1 evaluation kit is no need to prepare an external emulator because it mounts an emulator (J-Link® OB). In addition, it has implemented through-holes for pin headers that allow access to all MCU signal pins.</p>	
<p>EK-RA4W1 – Quick Start Guide</p>	<p>ZIP</p>	<p>Guide to check the initial operation. By executing the quick start sample project, it is possible to connect to a smartphone and check the operation of Bluetooth LE wireless communication.</p>	<p>Includes factory default software and function evaluation firmware.</p>
<p>USB cable</p>	<p>—</p>	<p>Please prepare USB A-micro B. Two cables are required to use the emulator and USB serial communication at the same time.</p>	


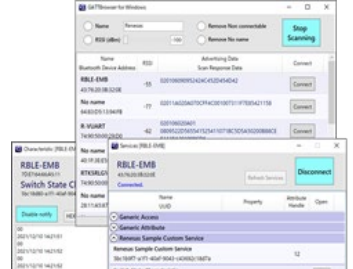

Attached Document : Evaluation Board Design Data

<p>EK-RA4W1v1 - Design Package</p>	<p>ZIP</p>	<p>The design data set (Schematic, BOM list, Gerber data) of the EK-RA4W1 evaluation kit is packaged.</p>
------------------------------------	----------------------------	---

Board Design Guides

RA4 Quick Design Guide	PDF	For the purpose of supplementing the hardware manual, it points out the MCU subtleties that may be overlooked and explains some important items that engineers need to start their own designs.
RA Family Design Guide for Sub-Clock Circuit	PDF	Describes how to minimize malfunction due to noise when using a low load capacitance (Low CL) resonator in a sub clock oscillator circuit.
RA4W1 Group Guidelines for 2.4 GHz Wireless Board Design	PDF	Describes the board design guidelines for the RA4W1 Bluetooth 5.0 RF transceiver part.
Bluetooth Low Energy microcomputer Design Guidelines for a Pattern Antenna	PDF	Introducing an outline of antenna and procedures and examples for designing pattern antenna for the Bluetooth LE MCU.
Tuning Procedure of Bluetooth Dedicated Clock Frequency	PDF	Describes a series of steps for optimally tuning the frequency of the RA4W1 group's Bluetooth dedicated clock (32MHz).

Evaluation Tools

<p>GATTBrowser (Smartphone Application)</p>		<p>A generic data communication application for checking the operation of Bluetooth LE. You can experience data communication with Bluetooth LE by scanning Bluetooth LE devices operating in the vicinity and connecting to those devices.</p>	
<p>GATTBrowser for iOS Smartphone Application Instruction manual</p>	<p>PDF</p>	<p>Describes how to use the iOS smartphone application "GATTBrowser" for confirm the operation of Bluetooth LE.</p>	
<p>GATTBrowser for Android Smartphone Application Instruction manual</p>	<p>PDF</p>	<p>Describes how to use the Android smartphone application "GATTBrowser" for confirm the operation of Bluetooth LE.</p>	
<p>GATTBrowser (for iOS) (App Store)</p>	<p>WEB</p>	<p>GATT Browser download link for iOS.</p>	
<p>GATTBrowser (for Android) (Google Play)</p>	<p>WEB</p>	<p>GATT Browser download link for Android.</p>	
<p>GATTBrowser (Windows Application)</p>		<p>This is a general-purpose data communication application for confirm the operation of Bluetooth LE. You can use the Windows PC to scan nearby Bluetooth LE devices and connect to them to experience Bluetooth LE data communication.</p>	
<p>GATTBrowser for Windows Windows Application Instruction manual</p>	<p>ZIP</p>	<p>GATTBrowser download link for Windows. Describes how to use the Windows application "GATTBrowser" to confirm the operation of Bluetooth LE.</p>	
<p>Bluetooth Test Tool Suite (BTTS) (Windows Application)</p>		<p>BTTS is a tool suite for controlling an MCU evaluation board connected to a Windows PC via USB Serial and evaluating the three functions of RF, beacon communication, and data communication in Bluetooth 5.0 LE.</p>	
<p>Bluetooth LE MCU Bluetooth Test Tool Suite operating instructions</p>	<p>ZIP</p>	<p>BTTS for Windows and download link for operation manual.</p>	<p>HCI firmware for EK-RA4W1 evaluation kit is included.</p>
<p>Host Controller Interface (HCI) Firmware</p>	<p>ZIP</p>	<p>This is a project exasmple of HCI firmware for the EK-RA4W1 evaluation kit. When operating HCI on a customer's prototype / product board equipped with RA4W1, change the UART terminal settings according to the board specifications.</p>	

<i>Development Tools</i>			
Integrated Development Environment (IDE)			
e ² studio	WEB	An integrated development environment for Renesas microcontrollers based on the open source Eclipse IDE and CDT (C/C++ development Tooling).	
e ² studio User's Manual : Quick Start Guide	PDF	Understand the features of e ² studio when starting hardware and software system development using target devices.	
e ² studio platform Installer (GitHub)	WEB	The e ² studio platform Installer can install not only the e ² studio tool but also the following items. <ul style="list-style-type: none"> •Flexible Software Package (FSP) •GCC (Arm GNU) toolchain •Segger J-Link driver •QE for BLE[RA,RE,RX] 	
e ² studio Extension Plug-in			
QE for BLE[RA,RE,RX]	WEB	A support tool for developing embedded software for systems that support the Bluetooth Low Energy protocol stack. QE for BLE can be installed using the e² studio platform Installer . QE for BLE includes a template file "QE Utility" for application profile development.	
C/C++ Compiler			
GCC Compiler	—	The GNU Compiler (GCC) is Included in the Arm GNU toolchain. It is targeted for the 32-bits Arm Cortex-M processor family. The toolchain can be installed using the e² studio platform Installer .	
Terminal Emulator Tera Term	WEB	Used as a serial terminal tool.	Used in Windows 10 Bluetooth LE Application and Mesh sample application .

Development Guidelines

Bluetooth LE wireless communication

RA4W1 Group - Bluetooth Low Energy Application Developer's Guide

[PDF](#)

Describes how to develop applications for broadcast, point-to-point, and point-to-multipoint data communication using the Bluetooth Low Energy protocol stack on the integrated development environment e2 studio.
This guideline includes the [Beacon, Peripheral, Central, and Multi-role sample programs](#) that operates on the EK-RA4W1 evaluation kit.

Bluetooth Mesh

RA4W1 Group Bluetooth Mesh Introduction

[PDF](#)

Describes an overview of application development using the FSP's Bluetooth Mesh module and published application notes.

RA4W1 Group Bluetooth Mesh Development Guide

[PDF](#)

Describes the software configuration of the FSP's Bluetooth Mesh module and an overview of each layer, how to develop a Mesh application.

RA4W1 Group Bluetooth Mesh Startup Guide

[ZIP](#)

Describes how to operate the Mesh demo using the [Bluetooth Mesh sample application](#).
This guide includes a set of build environment of the smartphone (iOS / Android) application "Mesh Mobile" used in the Mesh demo. (Please refer to the included documentation for how to build and install of the Mesh Mobile.)


Profile











Bluetooth LE microprocessor / module Profile Developer's Guide

[PDF](#)



Describes how to develop an application that supports the Bluetooth SIG standard profile or proprietary custom profile on the e² studio extension "QE for BLE [RA, RE, RX]" using the Bluetooth Low Energy protocol stack.

Software Library

Flexible Software Package (FSP)	WEB	<p>FSP is a software package for developing embedded systems using the Renesas RA family. FSP can be installed using the e² studio platform Installer.</p>	
Renesas Flexible Software Package (FSP) User's Manual	WEB	<p>This manual describes how to use the Renesas Flexible Software Package (FSP) to create applications for the RA microcontroller series (how to use e² studio, FSP architecture, API reference). The user's manual PDF file can be downloaded from the "Flexible Software Package (FSP)" page.</p>	
Bluetooth Low Energy (Protocol Stack) Library Module		<p>This module is a protocol stack library that conform to the Bluetooth Core Spec Ver 5.0. It is possible to develop applications that use the Bluetooth Low Energy communication function. This module is configured via QE for BLE. In addition, you can select the optimum configuration from three types of libraries (Extended, Balance, Compact) according to the functions required by the target system.</p>	
Bluetooth Mesh (Network) Module		<p>By using this module, you can develop products that conform to the Bluetooth Mesh Networking specifications. In the relevant section, API specifications are described for each mesh network function.</p>	
EK-RA4W1 Example Project (GitHub)	WEB	<p>Various project examples for using the peripheral functions of RA4W1 with the EK-RA4W1 evaluation kit are registered on this site. Please refer to the "EK-RA4W1 Example Project Bundle" application note for how to use these project examples.</p>	

<i>Bluetooth LE Sample Programs</i>		
RA Family BLE Sample Application 	ZIP	These sample programs use a custom profile to change the blink rate of the LED mounted on the board from a remote device such as a smartphone and send notification by pushing switch mounted on the board to remote device via Bluetooth LE wireless communication. They operate on the EK-RA4W1 evaluation kit or user's custom board.
RA4W1 Group Apple Notification Center Service (ANCS) Sample Program 	ZIP	The ANCS sample application operates on the EK-RA4W1 evaluation kit and connects to iOS devices via Bluetooth LE wireless communication.
RA4W1 Group - Apple Media Service and Apple Notification Center Service Sample Application 	ZIP	This sample application connects to an iOS device via Bluetooth LE wireless communication and realize to uses Apple Media Service (AMS) to control media playback on the iOS device and get information about the media being played (song title, artist name, etc.). This sample application also includes the Apple Notification Center Service (ANCS) feature.
RA4W1 High Data throughput sample application 	ZIP	This sample application uses LE 2MPHY to realize high data throughput Bluetooth LE wireless communication between one pair of EK-RA4W1 evaluation kit. Both server and client side demo projects are provided.
RA4W1 group Environmental sensor network solution control sample software for building / HVAC 	ZIP	This software is an environmental sensor network solution control sample software for building / HVAC using RA4W1, ZMOD4410 (IAQ), HS3001 (Humidity & Temp. Sensor). By using this software, it is possible to collect IAQ (air quality) and humidity & temperature information of multiple devices via Bluetooth LE wireless communication.
Beacon Sample Program 	ZIP	These are sample programs for the EK-RA4W1 evaluation kit included in the RA4W1 Group - Bluetooth Low Energy Application Developer's Guide .
Peripheral Sample Program 		
Central Sample Program 		
Multi-role Sample Program 		
<i>Bluetooth Mesh Sample Programs</i>		
RA4W1 Group Bluetooth Mesh sample application 	ZIP	The demo program included in this sample application can execute the four phases of Bluetooth Mesh (Provisioning, Configuration, Model Communication, and Node Removal). Please refer to " RA4W1 Group Bluetooth Mesh Startup Guide " for the smartphone application used in the demo.

Smartphone Sample Apps

TryBT		<p>TryBT provides projects, source code, and icon image data that can be used with iOS and Android development environments, and is a sample application that can be used as a development base for Bluetooth LE communication apps for smartphones.</p> <p>TryBT is equipped with the functions required for communication with Bluetooth LE products, and you can confirm the linked operation (LED blinking, virtual temperature / humidity display) with the firmware preinstalled in the EK-RA4W1 evaluation kit.</p>	
When using TryBT as a development base for Bluetooth LE communication apps for smartphone			
Bluetooth Low Energy Smartphone Application Example TryBT for iOS	ZIP	The project, source code, and icon image data included in the package to operate with Xcode and can be used as a development base for Bluetooth LE communication app.	
Smartphone Application Development			
Bluetooth Low Energy Smartphone Application Example TryBT for Android	ZIP	The project, source code, and icon image data included in the package can be used as a development base for Bluetooth LE communication apps by importing them into Android Studio.	
Smartphone Application Development			
When using TryBT as an evaluation app			
Bluetooth Low Energy Smartphone Application Example TryBT for iOS	PDF	Describing the basic operation of TryBT for iOS.	
Bluetooth Low Energy Smartphone Application Example TryBT for Android	PDF	Describing the basic operation of TryBT for Android.	
TryBT for iOS (App Store)	WEB	Download link for TryBT for iOS.	
TryBT for Android (Google Play)	WEB	Download link for TryBT for Android.	
MeshMobile (Mesh Mobile)		<p>MeshMobile is a mobile application that works as a Provisioner and a Configuration of Bluetooth Mesh wireless communication. You can easily evaluate Bluetooth Mesh communication operation with the RA4W1.</p>	
When using MeshMobile as a development base for Bluetooth Mesh communication apps for smartphone			
Mesh Mobile Application	ZIP	A suite of build environment for the smartphone (iOS, Android) application "Mesh Mobile" used in the Mesh demo is included in the " RA4W1 Group Bluetooth Mesh Startup Guide ".	
Mesh Smartphone Application Development			
When using MeshMobile as an evaluation app			
MeshMobile for iOS (App Store)	WEB	Download link for MeshMobile for iOS.	
MeshMobile for Android (Google Play)	WEB	Download link for MeshMobile for Android.	

Smartphone App Development Environment

Smartphone (iOS / Android common) App Development Environment

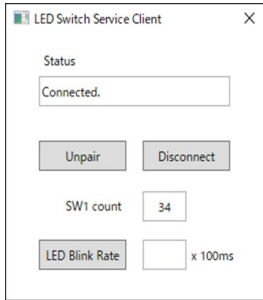
Node.js	WEB	Node.js is an asynchronous event-driven JavaScript environment designed to build scalable network applications over the V8 JavaScript engine. Includes the development tools npm (Node Package Manager) needed to build Mesh Mobile.	Used in Mesh Mobile Application .
Python	WEB	Python is a language that can be used in a variety of fields, from embedded application development and website construction to deep learning.	Used in Mesh Mobile Application .
Capacitor	WEB	Capacitor is a cross-platform native library that makes it easy to build applications that execute natively on iOS and Android.	Used in Mesh Mobile Application .
Ionic Framework	WEB	Ionic Framework is a framework for creating mobile apps with web technology.	Used in Mesh Mobile Application .

Smartphone (iOS) App Development Environment

Apple Developer Program	WEB	A paid license is required to develop iOS applications. The Apple Developer Program is a license for applications distributed via the App Store.	
Apple Developer Enterprise Program	WEB	A paid license is required to develop iOS applications. The Apple Developer Enterprise Program is a license for in-house applications.	
Xcode	WEB	Xcode is an integrated development environment for iOS. Works only on Mac PCs. You will need Apple ID to download.	Used in Try BT and Mesh Mobile Application .
Homebrew	WEB	Homebrew is a package manager for installing and managing various libraries in the Mac OS environment.	Used in Try BT .
CocoaPods	WEB	CocoaPods is a tool for managing third-party libraries for iOS apps.	Used in Try BT .

Smartphone (Android) App Development Environment

Android Studio	WEB	Tools for building apps on all types of Android devices.	Used in Try BT and Mesh Mobile Application .
USB driver for Android devices	WEB	The Google USB driver for Windows required for adb debugging on Google devices.	Used in Try BT and Mesh Mobile Application .

<i>Windows Sample Apps</i>		
Windows 10 Bluetooth LE Application		<p>The Windows 10 Bluetooth LE application provides a set of projects that can be used in Visual Studio 2017, and is a application example that can be used as a development base for Bluetooth LE communication apps for Windows. This sample application communicates with the firmware pre-installed on the evaluation board equipped with RA4W1, controls the LED blinking interval on the evaluation board, and counts the number of times the switch is pressed.</p> 
Bluetooth LE microcomputer / module Windows 10 Bluetooth LE Application <div style="background-color: #4F81BD; color: white; border-radius: 15px; padding: 5px; display: inline-block;">Windows Application Development</div>	ZIP	When using a Windows 10 Bluetooth LE application as a development base for a Bluetooth LE communication app that executes on Windows 10.
		Download a suite of project available in Visual Studio 2017 and use it as a development base for Bluetooth LE communication apps that execute on Windows 10.
		When using the Windows 10 Bluetooth LE application as an evaluation app
Download the Windows 10 Bluetooth LE application for Windows and operating instructions manual.		

<i>Windows App Development Environment</i>				
	Windows App Development Environment			
	Visual Studio 2017	EXE	Visual Studio 2017 supports building to management applications and native desktop applications.	Used in Windows 10 Bluetooth LE Application .
	Windows 10 SDK Version 2004 (10.0.19041.0)	EXE	The Windows SDK provides headers, libraries, metadata, and tools for building Windows apps. You can use this SDK to build Universal Windows Platform (UWP) and Win32 applications.	Used in Windows 10 Bluetooth LE Application .

<i>Bluetooth Qualification</i>			
Bluetooth LE microcomputer / module Bluetooth qualification acquisition Application Note	PDF	When selling a device equipped with a Renesas Bluetooth LE microcomputer or module as a Bluetooth product, product registration (declaration) using the Qualified Design Identification number (QDID) of our certified and registered design is required. This document describes how to do it.	
Launch Studio	WEB	Interface to guide the Bluetooth qualification process (login required).	
Listing Search	WEB	Search for qualified designs and declared products.	
Bluetooth Qualification Test Facility (BQTF)	WEB	Bluetooth Qualification Test Facility (BQTF) is recognized by the Bluetooth SIG as competent to execute qualification test cases identified within the Test Case Reference List (TCRL) as "Category A at or below the Host Controller Interface (HCI) layer." A list of BQTFs is published on this site.	
Test Case Reference List (TCRL)	WEB	The Test Case Reference List (TCRL) is a qualification reference for all Bluetooth Special Interest Group (SIG) members. It is a document that introduces new test cases, removes test cases, and categorizes test cases.	This information is required when implementing profiles / services of versions or specifications that are unsupported by Renesas.
Profile Tuning Suite (PTS)	WEB	Test software that automates compliance testing of the Bluetooth Host part.	
<i>Radio Law Certification</i>			
RA4W1 Group Testing for Certification of Compliance with the Radio Law (Japan) Application Note	PDF	Describes how to prepare an application for obtaining certification of compliance with the Radio Law in Japan and the operations involved in testing.	
RF Test Tool	—	The Bluetooth Test Tool Suite (BTTS) is available as an RF test tool.	

General Precautions in the Handling of Microprocessing Unit and Microcontroller Unit Products

The following usage notes are applicable to all Microprocessing unit and Microcontroller unit products from Renesas. For detailed usage notes on the products covered by this document, refer to the relevant sections of the document as well as any technical updates that have been issued for the products.

- 1. Precaution against Electrostatic Discharge (ESD)**
A strong electrical field, when exposed to a CMOS device, can cause destruction of the gate oxide and ultimately degrade the device operation. Steps must be taken to stop the generation of static electricity as much as possible, and quickly dissipate it when it occurs. Environmental control must be adequate. When it is dry, a humidifier should be used. This is recommended to avoid using insulators that can easily build up static electricity. Semiconductor devices must be stored and transported in an anti-static container, static shielding bag or conductive material. All test and measurement tools including work benches and floors must be grounded. The operator must also be grounded using a wrist strap. Semiconductor devices must not be touched with bare hands. Similar precautions must be taken for printed circuit boards with mounted semiconductor devices.
- 2. Processing at power-on**
The state of the product is undefined at the time when power is supplied. The states of internal circuits in the LSI are indeterminate and the states of register settings and pins are undefined at the time when power is supplied. In a finished product where the reset signal is applied to the external reset pin, the states of pins are not guaranteed from the time when power is supplied until the reset process is completed. In a similar way, the states of pins in a product that is reset by an on-chip power-on reset function are not guaranteed from the time when power is supplied until the power reaches the level at which resetting is specified.
- 3. Input of signal during power-off state**
Do not input signals or an I/O pull-up power supply while the device is powered off. The current injection that results from input of such a signal or I/O pull-up power supply may cause malfunction and the abnormal current that passes in the device at this time may cause degradation of internal elements. Follow the guideline for input signal during power-off state as described in your product documentation.
- 4. Handling of unused pins**
Handle unused pins in accordance with the directions given under handling of unused pins in the manual. The input pins of CMOS products are generally in the high-impedance state. In operation with an unused pin in the open-circuit state, extra electromagnetic noise is induced in the vicinity of the LSI, an associated shoot-through current flows internally, and malfunctions occur due to the false recognition of the pin state as an input signal become possible.
- 5. Clock signals**
After applying a reset, only release the reset line after the operating clock signal becomes stable. When switching the clock signal during program execution, wait until the target clock signal is stabilized. When the clock signal is generated with an external resonator or from an external oscillator during a reset, ensure that the reset line is only released after full stabilization of the clock signal. Additionally, when switching to a clock signal produced with an external resonator or by an external oscillator while program execution is in progress, wait until the target clock signal is stable.
- 6. Voltage application waveform at input pin**
Waveform distortion due to input noise or a reflected wave may cause malfunction. If the input of the CMOS device stays in the area between V_{IL} (Max.) and V_{IH} (Min.) due to noise, for example, the device may malfunction. Take care to prevent chattering noise from entering the device when the input level is fixed, and also in the transition period when the input level passes through the area between V_{IL} (Max.) and V_{IH} (Min.).
- 7. Prohibition of access to reserved addresses**
Access to reserved addresses is prohibited. The reserved addresses are provided for possible future expansion of functions. Do not access these addresses as the correct operation of the LSI is not guaranteed.
- 8. Differences between products**
Before changing from one product to another, for example to a product with a different part number, confirm that the change will not lead to problems. The characteristics of a microprocessing unit or microcontroller unit products in the same group but having a different part number might differ in terms of internal memory capacity, layout pattern, and other factors, which can affect the ranges of electrical characteristics, such as characteristic values, operating margins, immunity to noise, and amount of radiated noise. When changing to a product with a different part number, implement a system-evaluation test for the given product.

Notice

1. Descriptions of circuits, software and other related information in this document are provided only to illustrate the operation of semiconductor products and application examples. You are fully responsible for the incorporation or any other use of the circuits, software, and information in the design of your product or system. Renesas Electronics disclaims any and all liability for any losses and damages incurred by you or third parties arising from the use of these circuits, software, or information.
2. Renesas Electronics hereby expressly disclaims any warranties against and liability for infringement or any other claims involving patents, copyrights, or other intellectual property rights of third parties, by or arising from the use of Renesas Electronics products or technical information described in this document, including but not limited to, the product data, drawings, charts, programs, algorithms, and application examples.
3. No license, express, implied or otherwise, is granted hereby under any patents, copyrights or other intellectual property rights of Renesas Electronics or others.
4. You shall be responsible for determining what licenses are required from any third parties, and obtaining such licenses for the lawful import, export, manufacture, sales, utilization, distribution or other disposal of any products incorporating Renesas Electronics products, if required.
5. You shall not alter, modify, copy, or reverse engineer any Renesas Electronics product, whether in whole or in part. Renesas Electronics disclaims any and all liability for any losses or damages incurred by you or third parties arising from such alteration, modification, copying or reverse engineering.
6. Renesas Electronics products are classified according to the following two quality grades: "Standard" and "High Quality". The intended applications for each Renesas Electronics product depends on the product's quality grade, as indicated below.
"Standard": Computers; office equipment; communications equipment; test and measurement equipment; audio and visual equipment; home electronic appliances; machine tools; personal electronic equipment; industrial robots; etc.
"High Quality": Transportation equipment (automobiles, trains, ships, etc.); traffic control (traffic lights); large-scale communication equipment; key financial terminal systems; safety control equipment; etc.
Unless expressly designated as a high reliability product or a product for harsh environments in a Renesas Electronics data sheet or other Renesas Electronics document, Renesas Electronics products are not intended or authorized for use in products or systems that may pose a direct threat to human life or bodily injury (artificial life support devices or systems; surgical implantations; etc.), or may cause serious property damage (space system; undersea repeaters; nuclear power control systems; aircraft control systems; key plant systems; military equipment; etc.). Renesas Electronics disclaims any and all liability for any damages or losses incurred by you or any third parties arising from the use of any Renesas Electronics product that is inconsistent with any Renesas Electronics data sheet, user's manual or other Renesas Electronics document.
7. No semiconductor product is absolutely secure. Notwithstanding any security measures or features that may be implemented in Renesas Electronics hardware or software products, Renesas Electronics shall have absolutely no liability arising out of any vulnerability or security breach, including but not limited to any unauthorized access to or use of a Renesas Electronics product or a system that uses a Renesas Electronics product. RENESAS ELECTRONICS DOES NOT WARRANT OR GUARANTEE THAT RENESAS ELECTRONICS PRODUCTS, OR ANY SYSTEMS CREATED USING RENESAS ELECTRONICS PRODUCTS WILL BE INVULNERABLE OR FREE FROM CORRUPTION, ATTACK, VIRUSES, INTERFERENCE, HACKING, DATA LOSS OR THEFT, OR OTHER SECURITY INTRUSION ("Vulnerability Issues"). RENESAS ELECTRONICS DISCLAIMS ANY AND ALL RESPONSIBILITY OR LIABILITY ARISING FROM OR RELATED TO ANY VULNERABILITY ISSUES. FURTHERMORE, TO THE EXTENT PERMITTED BY APPLICABLE LAW, RENESAS ELECTRONICS DISCLAIMS ANY AND ALL WARRANTIES, EXPRESS OR IMPLIED, WITH RESPECT TO THIS DOCUMENT AND ANY RELATED OR ACCOMPANYING SOFTWARE OR HARDWARE, INCLUDING BUT NOT LIMITED TO THE IMPLIED WARRANTIES OF MERCHANTABILITY, OR FITNESS FOR A PARTICULAR PURPOSE.
8. When using Renesas Electronics products, refer to the latest product information (data sheets, user's manuals, application notes, "General Notes for Handling and Using Semiconductor Devices" in the reliability handbook, etc.), and ensure that usage conditions are within the ranges specified by Renesas Electronics with respect to maximum ratings, operating power supply voltage range, heat dissipation characteristics, installation, etc. Renesas Electronics disclaims any and all liability for any malfunctions, failure or accident arising out of the use of Renesas Electronics products outside of such specified ranges.
9. Although Renesas Electronics endeavors to improve the quality and reliability of Renesas Electronics products, semiconductor products have specific characteristics, such as the occurrence of failure at a certain rate and malfunctions under certain use conditions. Unless designated as a high reliability product or a product for harsh environments in a Renesas Electronics data sheet or other Renesas Electronics document, Renesas Electronics products are not subject to radiation resistance design. You are responsible for implementing safety measures to guard against the possibility of bodily injury, injury or damage caused by fire, and/or danger to the public in the event of a failure or malfunction of Renesas Electronics products, such as safety design for hardware and software, including but not limited to redundancy, fire control and malfunction prevention, appropriate treatment for aging degradation or any other appropriate measures. Because the evaluation of microcomputer software alone is very difficult and impractical, you are responsible for evaluating the safety of the final products or systems manufactured by you.
10. Please contact a Renesas Electronics sales office for details as to environmental matters such as the environmental compatibility of each Renesas Electronics product. You are responsible for carefully and sufficiently investigating applicable laws and regulations that regulate the inclusion or use of controlled substances, including without limitation, the EU RoHS Directive, and using Renesas Electronics products in compliance with all these applicable laws and regulations. Renesas Electronics disclaims any and all liability for damages or losses occurring as a result of your noncompliance with applicable laws and regulations.
11. Renesas Electronics products and technologies shall not be used for or incorporated into any products or systems whose manufacture, use, or sale is prohibited under any applicable domestic or foreign laws or regulations. You shall comply with any applicable export control laws and regulations promulgated and administered by the governments of any countries asserting jurisdiction over the parties or transactions.
12. It is the responsibility of the buyer or distributor of Renesas Electronics products, or any other party who distributes, disposes of, or otherwise sells or transfers the product to a third party, to notify such third party in advance of the contents and conditions set forth in this document.
13. This document shall not be reprinted, reproduced or duplicated in any form, in whole or in part, without prior written consent of Renesas Electronics.
14. Please contact a Renesas Electronics sales office if you have any questions regarding the information contained in this document or Renesas Electronics products.

(Note1) "Renesas Electronics" as used in this document means Renesas Electronics Corporation and also includes its directly or indirectly controlled subsidiaries.

(Note2) "Renesas Electronics product(s)" means any product developed or manufactured by or for Renesas Electronics.

(Rev.5.0-1 October 2020)

Corporate Headquarters

TOYOSU FORESIA, 3-2-24 Toyosu,Koto-ku, Tokyo 135-0061, Japan

www.renesas.com

Trademarks

Renesas and the Renesas logo are trademarks of Renesas Electronics Corporation. All trademarks and registered trademarks are the property of their respective owners.

Contact information

For further information on a product, technology, the most up-to-date version of a document, or your nearest sales office, please visit:

www.renesas.com/contact/