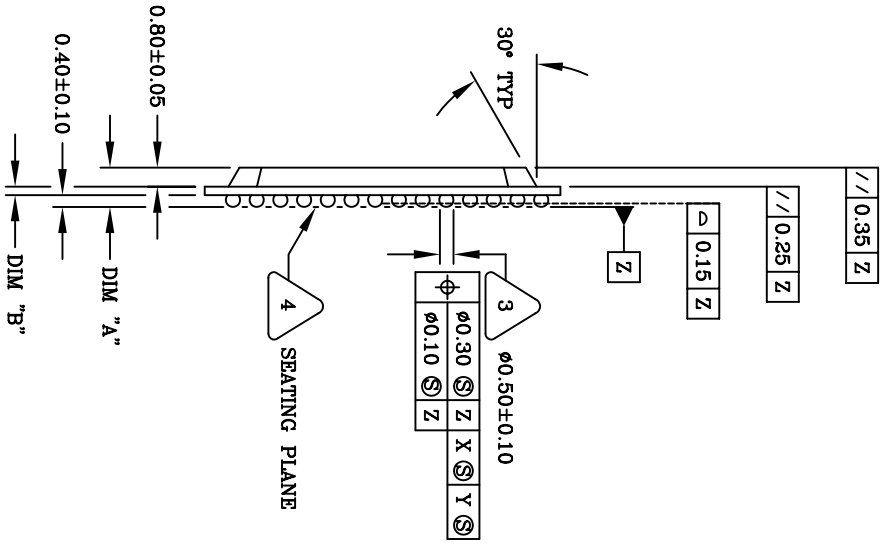
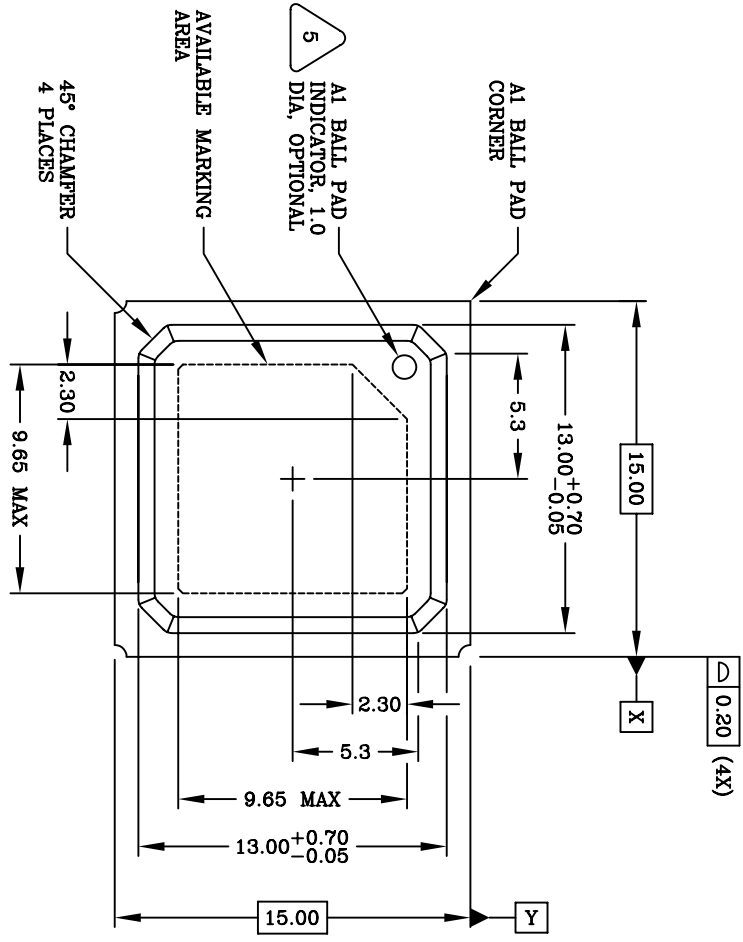


REVISIONS			
REV	DESCRIPTION	DATE	APPROVED
02	ADD "GREEN" BBG NOMENCLATURE	10/19/04	TU VU
03	COMBINE PAD & LAND PATTERN	06/05/13	KS



SIDE VIEW



TOP VIEW

PBGA THICKNESS SCHEDULE			
NO. LAYERS	DIM "A"	DIM "B"	
4	1.76 ± 0.21	0.56 ± 0.06	

UNLESS OTHERWISE SPECIFIED
DIMENSIONS ARE IN MILLIMETERS

DECIMAL ANGULAR 51°

IDT 6024 SILVER CREEK VALLEY ROAD
SAN JOSE CA.95138
TEL: (408) 284-8200
FAX: (408) 284-8591
www.IDT.com

TITLE: BB/BBG 160 PACKAGE OUTLINE
15.0 X 15.0 mm BODY PBGA

APPROVALS: DRAWN: JST DATE: 04/12/01
CHECKED: _____

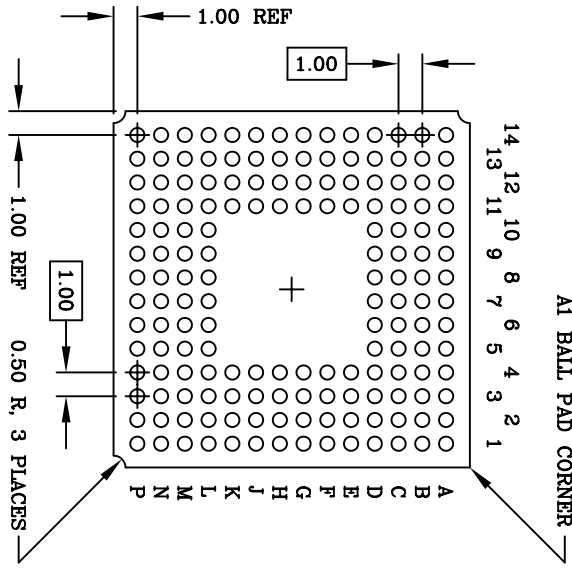
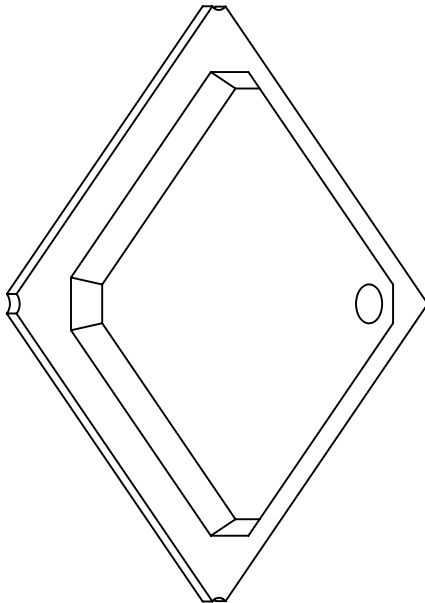
DRAWING No. PSC-4099

DO NOT SCALE DRAWING

SIZE	SCALE	REV
C	N/A	03

SHEET 1 OF 3

REVISIONS			
REV	DESCRIPTION	DATE	APPROVED
02	ADD "GREEN" BBG NOMENCLATURE	10/19/04	TU VU
03	COMBINE POD & LAND PATTERN	06/05/13	KS

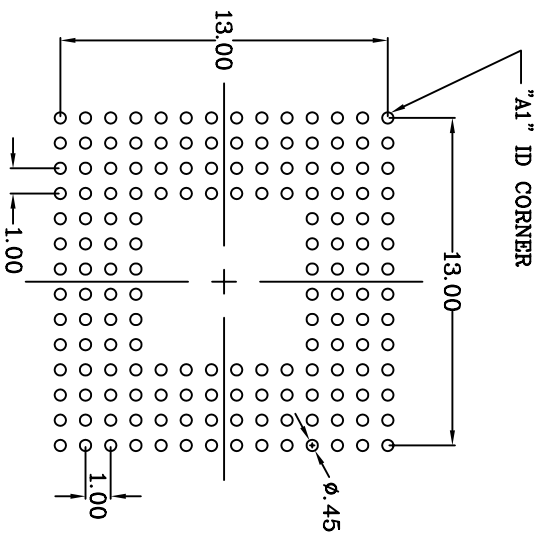


BOTTOM VIEW
160 SOLDER BALLS

- NOTES: UNLESS OTHERWISE SPECIFIED
1. ALL DIMENSIONS AND TOLERANCES CONFORM TO ASME Y14.5M-1994.
 2. THE BASIC SOLDER BALL GRID PITCH IS 1.00mm.
 3. DIMENSION IS MEASURED AT THE MAXIMUM SOLDER BALL DIAMETER, PARALLEL TO PRIMARY DATUM Z.
 4. PRIMARY DATUM Z AND SEATING PLANE ARE DEFINED BY THE SPHERICAL CROWNS OF THE SOLDER BALLS.
 5. A1 BALL PAD CORNER I.D. FOR AUTO MOLD: DIMPLE TO BE FORMED BY MOLD CAP.
 6. ALL DIMENSIONS ARE IN MILLIMETERS.

UNLESS OTHERWISE SPECIFIED DIMENSIONS ARE IN MILLIMETERS		APPROVALS	
DECIMAL XX ±0.10	ANGULAR ±1°	DATE	
XXX ±0.05		DRAWN <i>gjc</i>	04/12/01
XXXX ±0.05		CHECKED	
IDT 6024 SILVER CREEK VALLEY ROAD SAN JOSE CA 95138 TEL: (408) 284-8200 FAX: (408) 284-8591 <small>WWW.IDT.COM</small>		TITLE: BB/BBG 160 PACKAGE OUTLINE 15.0 X 15.0 mm BODY PBGA	
DRAWING No. PSC-4099		SIZE	SCALE
		C	N/A
DO NOT SCALE DRAWING		REV	03
		SHEET 2 OF 3	

REVISIONS			
REV	DESCRIPTION	DATE	APPROVED
02	ADD "GREEN" BBG NOMENCLATURE	10/19/04	TU YU
03	COMBINE POD & LAND PATTERN	06/05/13	KS




RECOMMENDED LAND PATTERN DIMENSION

NOTE:

- 1) ALL dimensions are in mm, Angles in degrees.
- 2) Top down view, as view on PCB.
- 3) NSMD Land Pattern Assumed
- 4) Land Pattern Recommendation as per IPC-7351B generic requirement for surface mount design and Land Pattern.

UNLESS OTHERWISE SPECIFIED DIMENSIONS ARE IN MILLIMETERS DECIMAL XX.XX XXX.XXX XXXX.XXXX		SPECIFIED DIMENSIONS ARE IN MILLIMETERS ANGULAR 1°	
APPROVALS	DATE	TITLE:	
DRAWN JGS	04/12/01	BB/BBG 160 PACKAGE OUTLINE	
CHECKED		15.0 X 15.0 mm BODY PBGA	
		DRAWING No.	SIZE SCALE REV
		PSC-4099	C N/A 03
		DO NOT SCALE DRAWING SHEET 3 OF 3	


IDT 6024 SILVER CREEK VALLEY ROAD
 SAN JOSE CA 95138
 TEL: (408) 284-8200
 FAX: (408) 284-8591
 WWW.IDT.COM