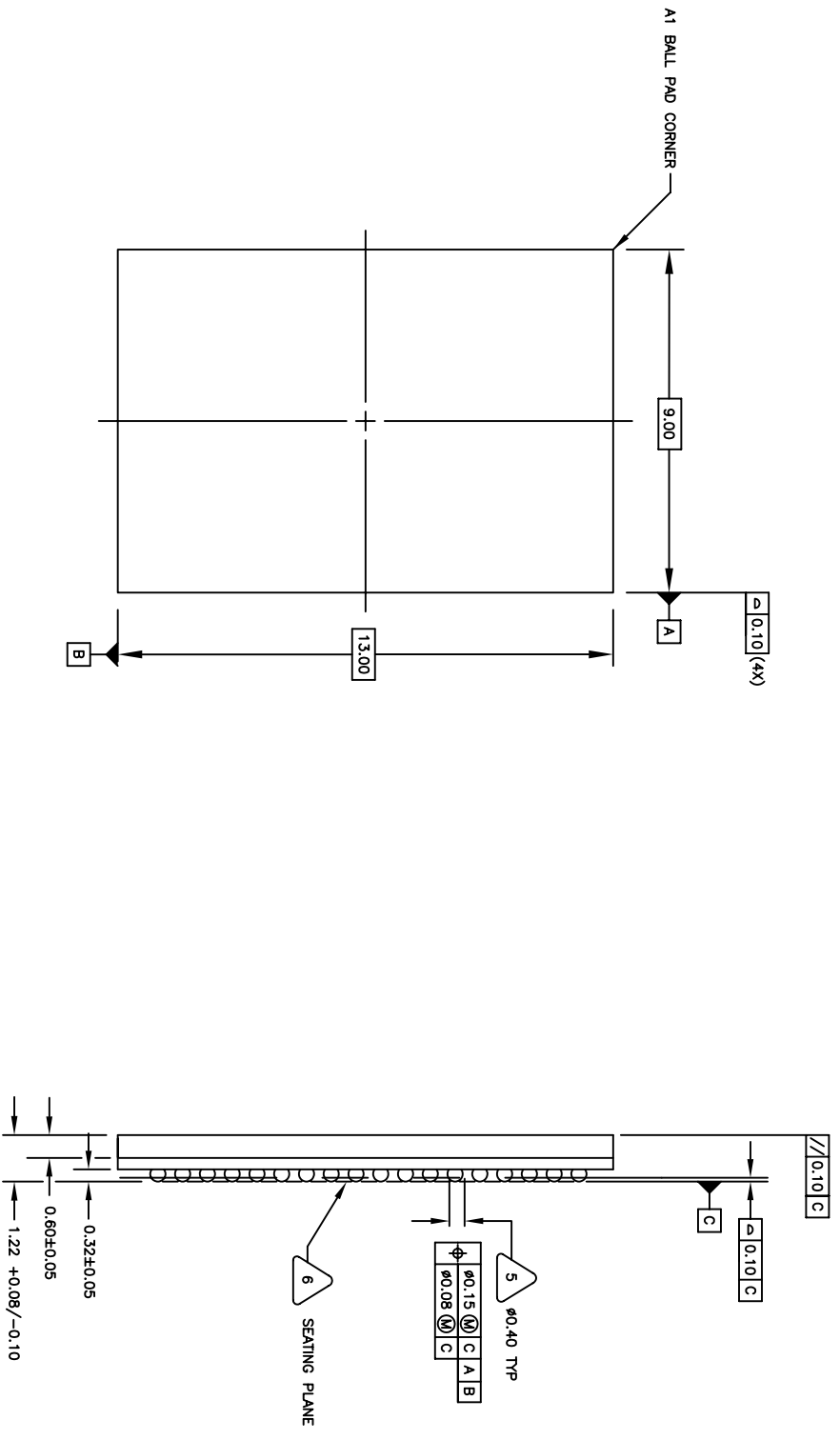


REVISIONS			
REV	DESCRIPTION	DATE	APPROVED
02	ADD "GREEN" BKG NOMENCLATURE	10/19/04	TU VU
03	COMBINE POD & LAND PATTERN	08/21/13	KS

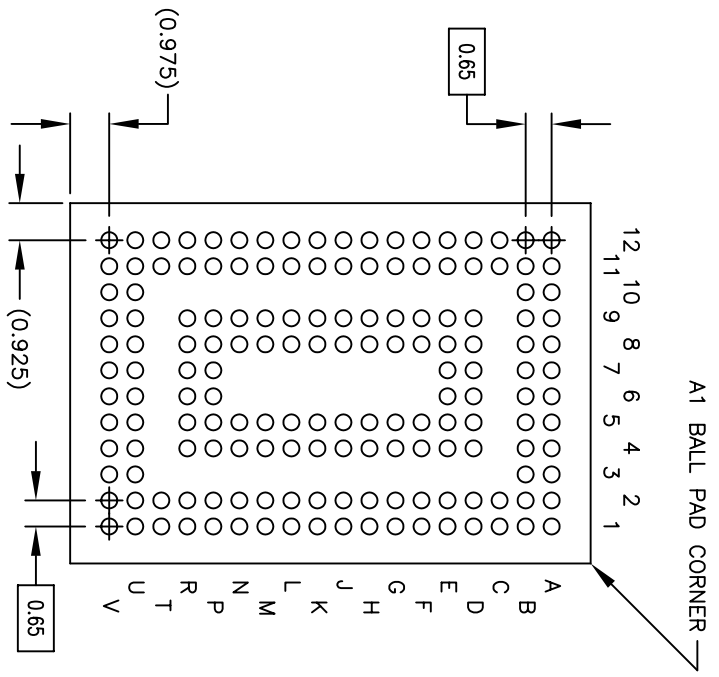
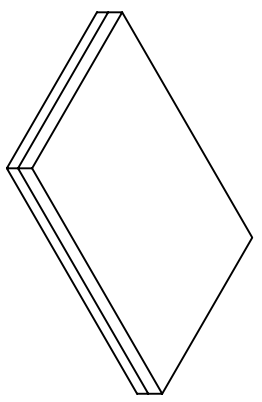


TOP VIEW

SIDE VIEW

TOLERANCES UNLESS SPECIFIED		6024 SILVER CREEK	
DECIMAL	ANGULAR	VALLEY ROAD	
X.XX ± 0.1	± 1°	SAN JOSE, CA 95138	
X.XXX ± 0.05		PHONE: (408) 284-8200	
X.XXXX ± 0.030		FAX: (408) 284-8891	
APPROVALS		WWW.IDT.COM	
DRAWN	DATE	TITLE	
PK/P	10/29/03	BK/BKG 160 PACKAGE OUTLINE	
CHECKED		9.0 X 13.0 mm BODY	
		0.65 mm PITCH CTBGA	
SIZE	DRAWING No.	REV	
C	PSC-4124	03	
DO NOT SCALE DRAWING		SHEET 1 OF 3	

REVISIONS			
REV	DESCRIPTION	DATE	APPROVED
02	ADD "GREEN" BKG NOMENCLATURE	10/19/04	TU VU
03	COMBINE PAD & LAND PATTERN	06/21/13	KS

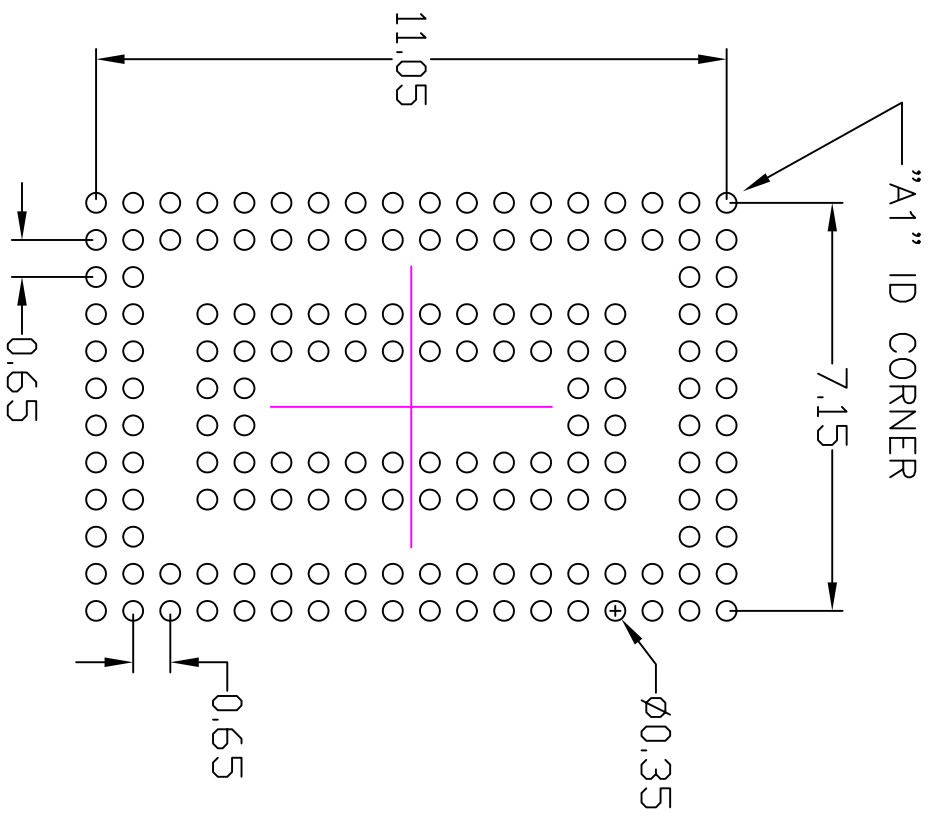


- NOTES: UNLESS OTHERWISE SPECIFIED
1. ALL DIMENSIONS AND TOLERANCES CONFORM TO ASME Y14.5M-1994
  2. THE BASIC SOLDER BALL GRID PITCH IS 0.65
  3. THE MAXIMUM SOLDER BALL MATRIX SIZE IS 12 X 18
  4. THE MAXIMUM ALLOWABLE NUMBER OF SOLDER BALLS IS 216
  5. DIMENSION IS MEASURED AT THE MAXIMUM SOLDER BALL DIAMETER, PARALLEL TO PRIMARY DATUM C
  6. PRIMARY DATUM C AND SEATING PLANE ARE DEFINED BY THE SPHERICAL CROWNS OF THE SOLDER BALLS

**BOTTOM VIEW**  
160 SOLDER BALLS

TOLERANCES UNLESS SPECIFIED		6024 SILVER CREEK	
DECIMAL	ANGULAR	VALLEY ROAD	
XXX± 0.1	± 1°	SAN JOSE, CA 95138	
XXXX± 0.05		PHONE: (408) 294-8200	
XXXX± 0.030		FAX: (408) 294-8891	
APPROVALS		WWW.IDT.COM	
DATE	DATE	TITLE	
10/29/03	10/29/03	BK/BKG: 160 PACKAGE OUTLINE	
DRAWN: PSC/P		9.0 X 13.0 mm BODY	
CHECKED		0.65 mm PITCH CTBGA	
SIZE	DRAWING No.	REV	
C	PSC-4124	03	
DO NOT SCALE DRAWING		SHEET 2 OF 3	


REVISIONS			
REV	DESCRIPTION	DATE	APPROVED
02	ADD "GREEN" BKG NOMENCLATURE	10/19/04	TU VU
03	COMBINE POD & LAND PATTERN	06/21/13	KS



RECOMMENDED LAND PATTERN DIMENSION

NOTE:

- 1) ALL dimensions are in mm, Angles in degrees.
- 2) Top down view, as view on PCB.
- 3) NSMD Land Pattern Assumed
- 4) Land Pattern Recommendation as per IPC-7351B generic requirement for surface mount design and Land Pattern.

<b>TOLERANCES UNLESS SPECIFIED</b> DECIMAL ± 0.1 ANGULAR ± 1° X.XX ± 0.05 X.XXX ± 0.030		 6024 SILVER CREEK VALLEY ROAD SAN JOSE, CA 95138 PHONE: (408) 284-8200 FAX: (408) 284-8991 www.IDT.com	
APPROVALS	DATE	TITLE	DATE
DRAWN: PSC/P	10/29/03	BK/BKG 160 PACKAGE OUTLINE	
CHECKED		9.0 X 13.0 mm BODY	
		0.65 mm PITCH CIBGA	
SIZE	DRAWING No.	REV	
C	PSC-4124	03	
DO NOT SCALE DRAWING			SHEET 3 OF 3