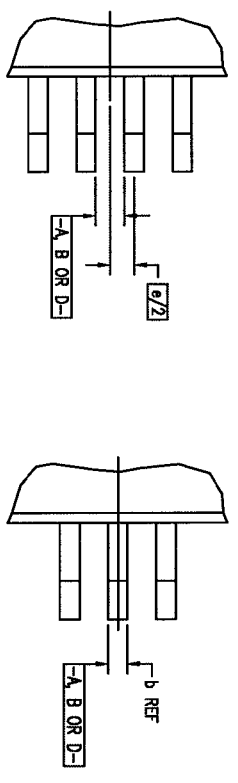


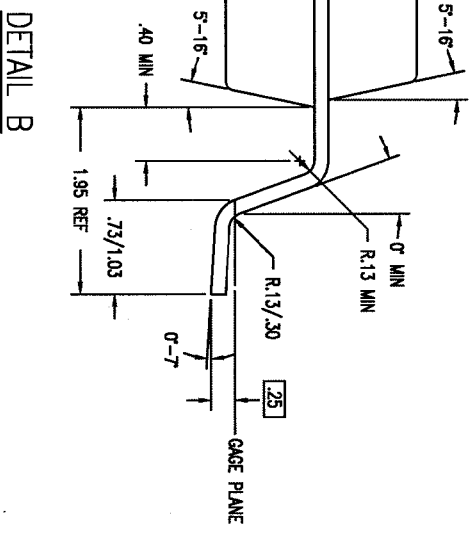
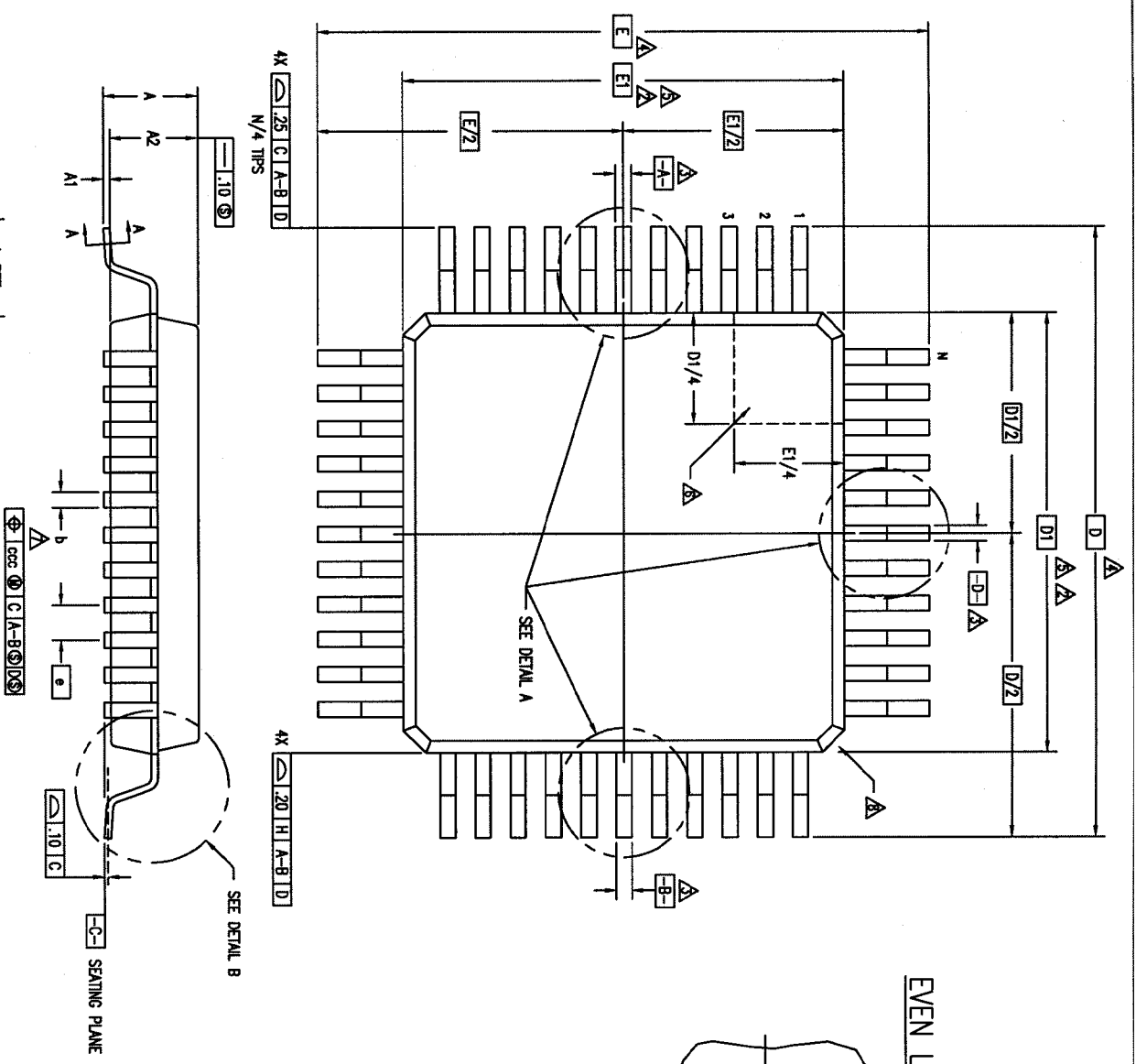
REVISIONS				
DCN	REV	DESCRIPTION	DATE	APPROVED
62415	00	INITIAL RELEASE	10/25/99	<i>[Signature]</i>

EVEN LEAD SIDES

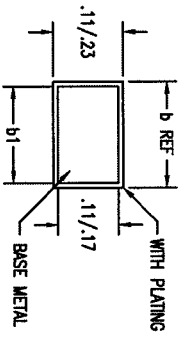
ODD LEAD SIDES



DETAIL A



DETAIL B



SECTION A-A

TOLERANCES UNLESS SPECIFIED		<p>Integrated Device Technology, Inc. 2975 Stoner Way, Santa Clara, CA 85064 PHONE: (408) 727-6118 FAX: (408) 462-8874 TWO: 910-339-2070</p>
DECIMAL	ANGULAR	
XXX	±	
XXXX		
APPROVALS	DATE	TITLE
DRW: <i>[Signature]</i>	10/23/99	DB PACKAGE OUTLINE
CHECKED		1.00 X 10.0 X 2.00mm PQFP
		1.95/15 FORM
SIZE	DRAWING No.	REV
C	PSC-4082	00
DO NOT SCALE DRAWING		
SHEET 1 OF 2		

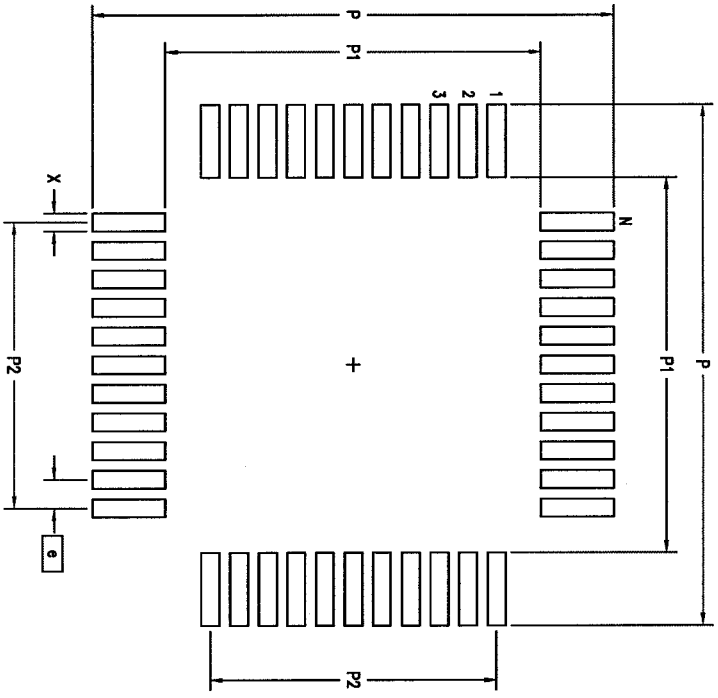
REVISIONS				
DCN	REV	DESCRIPTION	DATE	APPROVED
62415	00	INITIAL RELEASE	10/25/99	

LAND PATTERN DIMENSIONS

SYMBOL	JEDEC VARIATION			NOMINAL	TOLERANCE
	AA-2	MIN	MAX		
A	-	-	2.35		
A1	-	-	.25		
A2	1.95	2.00	2.10		
D	13.90 BSC			4	
D1	10.00 BSC			5.2	
E	13.90 BSC			4	
E1	10.00 BSC			5.2	
N	44				
e	.80 BSC				
b	.30	-	.45	7	
b1	.30	.35	.40		
ccc	-	-	.20		

NOTES:

- ALL DIMENSIONING AND TOLERANCING CONFORM TO ANSI Y14.5M-1982
- TOP PACKAGE MAY BE SMALLER THAN BOTTOM PACKAGE BY .15 mm
- DATUMS [A-B] AND [D-] TO BE DETERMINED AT DATUM PLANE [H-]
- DIMENSIONS D AND E ARE TO BE DETERMINED AT SEATING PLANE [C-]
- DIMENSIONS D1 AND E1 DO NOT INCLUDE MOLD PROTRUSION. ALLOWABLE MOLD PROTRUSION IS .25 mm PER SIDE. D1 AND E1 ARE MAXIMUM BODY SIZE DIMENSIONS INCLUDING MOLD MISMATCH
- DETAILS OF PIN 1 IDENTIFIER IS OPTIONAL BUT MUST BE LOCATED WITHIN THE ZONE INDICATED
- DIMENSION b DOES NOT INCLUDE DAMBAR PROTRUSION. ALLOWABLE DAMBAR PROTRUSION IS .08 mm IN EXCESS OF THE b DIMENSION AT MAXIMUM MATERIAL CONDITION. DAMBAR CANNOT BE LOCATED ON THE LOWER RADIUS OR THE FOOT.
- EXACT SHAPE OF EACH CORNER IS OPTIONAL
- THESE DIMENSIONS APPLY TO THE FLAT SECTION OF THE LEAD BETWEEN .10 AND .25 mm FROM THE LEAD TIP
- ALL DIMENSIONS ARE IN MILLIMETERS
- THIS OUTLINE CONFORMS TO JEDEC PUBLICATION 95 REGISTRATION MO-112, VARIATION AA-2



	MIN	MAX
P	14.50	14.70
P1	10.40	10.60
P2	8.00 BSC	
X	.40	.60
e	.80 BSC	
N	44	

TOLERANCES UNLESS SPECIFIED			
DECIMAL	±	Integrated Device Technology, Inc. 2875 Stander Way, Santa Clara, CA 95054 PHONE: (408) 727-6118 FAX: (408) 492-9874 TWS: 810-338-2070	
ANGULAR	±		
XXX			
XXXX			
XXXXX			
APPROVALS	DATE	TITLE	
DRW: JV	10/25/99	DB PACKAGE OUTLINE	
CHECKED		10.0 X 10.0 X 2.00mm PQFP	
		1.95/.15 FORM	
SIZE	DRAWING NO.	PSC-4082	REV
C			00
DO NOT SCALE DRAWING		SHEET 2 OF 2	