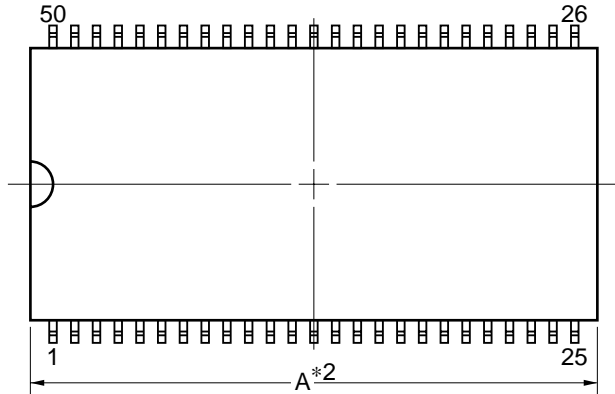
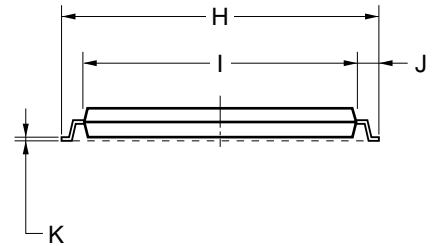
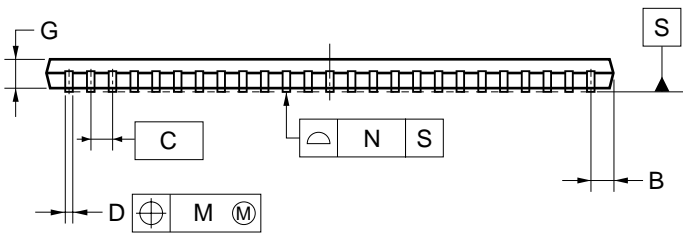
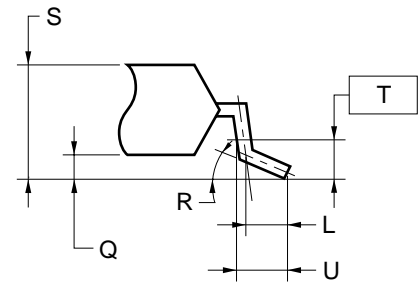


50-PIN PLASTIC TSOP(II) (10.16 mm (400))



detail of lead end



NOTES

1. Each lead centerline is located within 0.13 mm of its true position (T.P.) at maximum material condition.
- *2. Dimension "A" does not include mold flash, protrusions or gate burrs. Mold flash, protrusions or gate burrs shall not exceed 0.15mm per side.

ITEM	MILLIMETERS
A	20.86±0.04
B	1.0 MAX.
C	0.8 (T.P.)
D	0.32 ^{+0.08} _{-0.07}
G	1.0±0.05
H	11.76±0.2
I	10.11±0.04
J	0.825±0.2
K	0.145 ^{+0.025} _{-0.015}
L	0.5
M	0.13
N	0.10
Q	0.1±0.05
R	3° ^{+5°} _{-3°}
S	1.2 MAX.
T	0.25 (T.P.)
U	0.60±0.15

S50G5-80-9NF-1