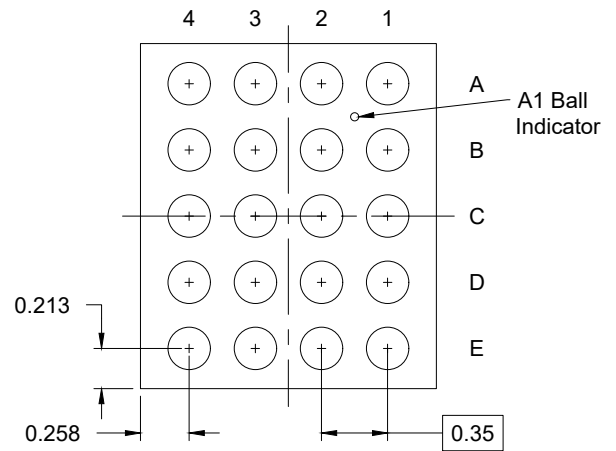
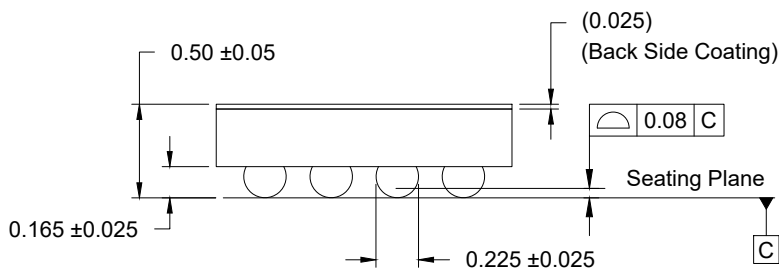


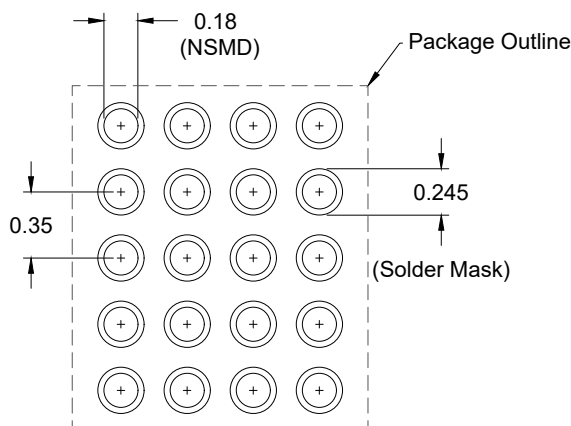
TOP VIEW



BOTTOM VIEW



SIDE VIEW



RECOMMENDED LAND PATTERN

(PCB Top View, NSMD Design)

NOTES:

1. JEDEC compatible..
2. All dimensions are in mm and angles are in degrees.
3. Use ± 0.05 mm for the non-toleranced dimensions.
4. Numbers in () are for references only.
5. Pre-reflow solder ball diameter is $\varnothing 0.21$ mm.
6. UBM diameter is $\varnothing 0.20$ mm.