

Applying Power MOSFET Drivers

The EL7xxx series of high speed power MOSFET drivers achieve noteworthy improvements in speed, efficiency, input impedance, and functionality thru the application of advanced CMOS technology and novel circuit design. However, their ability to deliver high peak currents with rapid dV/dt 's makes them susceptible to over stress. Recommended design practices will be discussed to assist the designer in achieving reliable operation.

Common Causes Resulting in MOSFET Driver Problems

Cause 1

CMOS Latch-up: Inherent to CMOS integrated circuitry, is a parasitic SCR which can be triggered by injecting current thru any input or output pad. This occurs whenever the input/output pins exceed the supply rails by more than 0.6V. This condition may exist for any one of the following reasons.

1. During the power up/power down sequence, when voltage is applied to an input without supply voltage.
2. Ground or V_{DD} "bounce" (relative to the input) during switching. This is often attributed to inductance in the current path.
3. Inductive kick-back from the output load.

Cause 2

Over-Voltage Spikes: Power line spikes will occur when a rapid change in current (typical during switching) is present on an inductive supply line. Exceeding the maximum supply voltage can rupture the internal transistor gate oxide, causing catastrophic failure.

Cause 3

Insufficient Overdrive: During switching, some ground bounce is going to occur. If the ground bounce is greater than the overdrive to the input, oscillation may result as the effective drive to the input is modulated. Since the typical input delay is only 20ns, a slowly rising drive waveform will still be very close to the threshold when the output switches. The ensuing ground bounce may be enough to toggle the input.

Cause 4

Thermal Overload: The high peak drive capability of the Elantec power MOSFET drivers, far exceeds their continuous rating. Limited by the high thermal resistance associated with PDIP and SOIC packages, junction temperatures can exceed the 125°C rated maximum. Users should be aware of those factors which contribute to the total power dissipated, including quiescent current, conduction losses, and switching losses.

Guidelines for Improved Operation

The most important thing to remember in applying CMOS drivers is to minimize inductance to the power pins as illustrated in Figure 1.

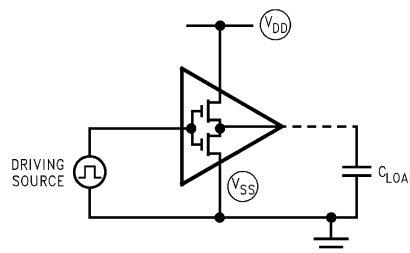


FIGURE 1. TROUBLE PRONE CONFIGURATION

To prevent CMOS latch-up restrict the inputs/outputs from exceeding the power rails. This may require the use of clamping diodes, output snubbers, power supply bypassing and decoupling. Effective bypassing requires a minimum path length between capacitor and supply pins. Choose a capacitor with good high frequency characteristics, such as ceramic and/or tantalum construction. Refer to Figure 2.

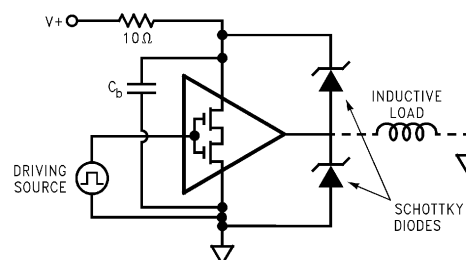
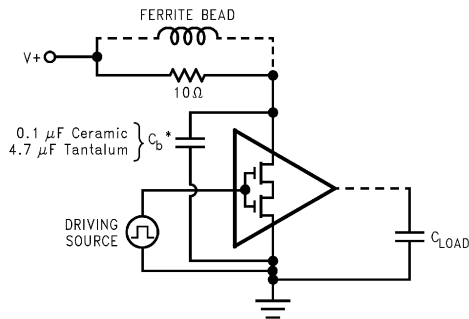


FIGURE 2. SUGGESTED CONFIGURATION FOR DRIVING INDUCTIVE LOADS

Overvoltage spikes can be controlled with decoupling. A small resistor (10Ω) from the supply, or a ferrite bead, followed by a 4.7μF tantalum capacitor with short leads to the power pins is very effective. The suggested configuration is shown in Figure 3.



*C_b should be physically located close to the power pins.

FIGURE 3. SUGGESTED DECOUPLING/BYPASSING

Sensitivity to insufficient drive is most pronounced at supply voltages greater than 12V due to the higher internal peak currents. Where high supply voltage operation is required, 0V to 5V input drive is suggested, with a minimum rise/fall time of 200ns.

Excessive power dissipation typically results when driving large capacitive loads at high frequencies. These losses are described by:

$$P = CV^2F \text{ where}$$

P = Power

C = Capacitance (Internal and External)

V = Supply Voltage

F = Clock Frequency

Internal dissipation can be reduced by adding an external resistor or inductor, as shown in Figure 4. Also, since the power varies as the square of the voltage, a reduction in supply voltage from 15V to 12V results in a 33% power savings.

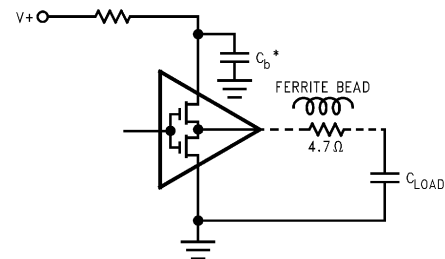


FIGURE 4. REDUCING CV²F LOSSES

Notice

1. Descriptions of circuits, software and other related information in this document are provided only to illustrate the operation of semiconductor products and application examples. You are fully responsible for the incorporation or any other use of the circuits, software, and information in the design of your product or system. Renesas Electronics disclaims any and all liability for any losses and damages incurred by you or third parties arising from the use of these circuits, software, or information.
2. Renesas Electronics hereby expressly disclaims any warranties against and liability for infringement or any other claims involving patents, copyrights, or other intellectual property rights of third parties, by or arising from the use of Renesas Electronics products or technical information described in this document, including but not limited to, the product data, drawings, charts, programs, algorithms, and application examples.
3. No license, express, implied or otherwise, is granted hereby under any patents, copyrights or other intellectual property rights of Renesas Electronics or others.
4. You shall not alter, modify, copy, or reverse engineer any Renesas Electronics product, whether in whole or in part. Renesas Electronics disclaims any and all liability for any losses or damages incurred by you or third parties arising from such alteration, modification, copying or reverse engineering.
5. Renesas Electronics products are classified according to the following two quality grades: "Standard" and "High Quality". The intended applications for each Renesas Electronics product depends on the product's quality grade, as indicated below.
"Standard": Computers; office equipment; communications equipment; test and measurement equipment; audio and visual equipment; home electronic appliances; machine tools; personal electronic equipment; industrial robots; etc.
"High Quality": Transportation equipment (automobiles, trains, ships, etc.); traffic control (traffic lights); large-scale communication equipment; key financial terminal systems; safety control equipment; etc.
Unless expressly designated as a high reliability product or a product for harsh environments in a Renesas Electronics data sheet or other Renesas Electronics document, Renesas Electronics products are not intended or authorized for use in products or systems that may pose a direct threat to human life or bodily injury (artificial life support devices or systems; surgical implantations; etc.), or may cause serious property damage (space system; undersea repeaters; nuclear power control systems; aircraft control systems; key plant systems; military equipment; etc.). Renesas Electronics disclaims any and all liability for any damages or losses incurred by you or any third parties arising from the use of any Renesas Electronics product that is inconsistent with any Renesas Electronics data sheet, user's manual or other Renesas Electronics document.
6. When using Renesas Electronics products, refer to the latest product information (data sheets, user's manuals, application notes, "General Notes for Handling and Using Semiconductor Devices" in the reliability handbook, etc.), and ensure that usage conditions are within the ranges specified by Renesas Electronics with respect to maximum ratings, operating power supply voltage range, heat dissipation characteristics, installation, etc. Renesas Electronics disclaims any and all liability for any malfunctions, failure or accident arising out of the use of Renesas Electronics products outside of such specified ranges.
7. Although Renesas Electronics endeavors to improve the quality and reliability of Renesas Electronics products, semiconductor products have specific characteristics, such as the occurrence of failure at a certain rate and malfunctions under certain use conditions. Unless designated as a high reliability product or a product for harsh environments in a Renesas Electronics data sheet or other Renesas Electronics document, Renesas Electronics products are not subject to radiation resistance design. You are responsible for implementing safety measures to guard against the possibility of bodily injury, injury or damage caused by fire, and/or danger to the public in the event of a failure or malfunction of Renesas Electronics products, such as safety design for hardware and software, including but not limited to redundancy, fire control and malfunction prevention, appropriate treatment for aging degradation or any other appropriate measures. Because the evaluation of microcomputer software alone is very difficult and impractical, you are responsible for evaluating the safety of the final products or systems manufactured by you.
8. Please contact a Renesas Electronics sales office for details as to environmental matters such as the environmental compatibility of each Renesas Electronics product. You are responsible for carefully and sufficiently investigating applicable laws and regulations that regulate the inclusion or use of controlled substances, including without limitation, the EU RoHS Directive, and using Renesas Electronics products in compliance with all these applicable laws and regulations. Renesas Electronics disclaims any and all liability for damages or losses occurring as a result of your noncompliance with applicable laws and regulations.
9. Renesas Electronics products and technologies shall not be used for or incorporated into any products or systems whose manufacture, use, or sale is prohibited under any applicable domestic or foreign laws or regulations. You shall comply with any applicable export control laws and regulations promulgated and administered by the governments of any countries asserting jurisdiction over the parties or transactions.
10. It is the responsibility of the buyer or distributor of Renesas Electronics products, or any other party who distributes, disposes of, or otherwise sells or transfers the product to a third party, to notify such third party in advance of the contents and conditions set forth in this document.
11. This document shall not be reprinted, reproduced or duplicated in any form, in whole or in part, without prior written consent of Renesas Electronics.
12. Please contact a Renesas Electronics sales office if you have any questions regarding the information contained in this document or Renesas Electronics products.
(Note 1) "Renesas Electronics" as used in this document means Renesas Electronics Corporation and also includes its directly or indirectly controlled subsidiaries.
(Note 2) "Renesas Electronics product(s)" means any product developed or manufactured by or for Renesas Electronics.

(Rev.4.0-1 November 2017)



SALES OFFICES

Renesas Electronics Corporation

<http://www.renesas.com>

Refer to "<http://www.renesas.com/>" for the latest and detailed information.

Renesas Electronics America Inc.
1001 Murphy Ranch Road, Milpitas, CA 95035, U.S.A.
Tel: +1-408-432-8888, Fax: +1-408-434-5351

Renesas Electronics Canada Limited
9251 Yonge Street, Suite 8309 Richmond Hill, Ontario Canada L4C 9T3
Tel: +1-905-237-2004

Renesas Electronics Europe Limited
Dukes Meadow, Millboard Road, Bourne End, Buckinghamshire, SL8 5FH, U.K
Tel: +44-1628-651-700, Fax: +44-1628-651-804

Renesas Electronics Europe GmbH
Arcadiastrasse 10, 40472 Düsseldorf, Germany
Tel: +49-211-6503-0, Fax: +49-211-6503-1327

Renesas Electronics (China) Co., Ltd.
Room 1709 Quantum Plaza, No.27 ZhichunLu, Haidian District, Beijing, 100191 P. R. China
Tel: +86-10-8235-1155, Fax: +86-10-8235-7679

Renesas Electronics (Shanghai) Co., Ltd.
Unit 301, Tower A, Central Towers, 555 Langao Road, Putuo District, Shanghai, 200333 P. R. China
Tel: +86-21-2226-0888, Fax: +86-21-2226-0999

Renesas Electronics Hong Kong Limited
Unit 1601-1611, 16/F., Tower 2, Grand Century Place, 193 Prince Edward Road West, Mongkok, Kowloon, Hong Kong
Tel: +852-2265-6688, Fax: +852-2886-9022

Renesas Electronics Taiwan Co., Ltd.
13F, No. 363, Fu Shing North Road, Taipei 10543, Taiwan
Tel: +886-2-8175-9600, Fax: +886-2-8175-9670

Renesas Electronics Singapore Pte. Ltd.
80 Bendemeer Road, Unit #06-02 Hyflux Innovation Centre, Singapore 339949
Tel: +65-6213-0200, Fax: +65-6213-0300

Renesas Electronics Malaysia Sdn.Bhd.
Unit 1207, Block B, Menara Amcorp, Amcorp Trade Centre, No. 18, Jln Persiaran Barat, 46050 Petaling Jaya, Selangor Darul Ehsan, Malaysia
Tel: +60-3-7955-9390, Fax: +60-3-7955-9510

Renesas Electronics India Pvt. Ltd.
No.777C, 100 Feet Road, HAL 2nd Stage, Indiranagar, Bangalore 560 038, India
Tel: +91-80-67208700, Fax: +91-80-67208777

Renesas Electronics Korea Co., Ltd.
17F, KAMCO Yangjae Tower, 262, Gangnam-daero, Gangnam-gu, Seoul, 06265 Korea
Tel: +82-2-558-3737, Fax: +82-2-558-5338